

Hawera Customer consultant team

United Kingdom

Telephone 0844 736 0106
Fax 0844 736 0105

Your specialist retailer:

Scintilla AG | P.O. Box 632 | CH-4501 Solothurn | info@hawera.de

1 619 H00 0CB – en – PT-AK/MIK. Printed in Germany – Imprimé en Allemagne

Subject to technical alterations. No liability is accepted for printing errors.

Range Catalogue



www.hawera.com



Power for Productivity.



Range Catalogue




1619H000CB0001



Power for Productivity.

Hawera:

Power for Productivity



Hawera manufactures high-performance tools for drilling, chiselling and cutting concrete, stone and masonry. Productive stoneworking on the construction site is our top priority. According to the principle of "Power for Productivity", we develop, produce and sell tools that deliver more performance with less effort: due to faster work progress, better results, longer lifetime.

Hawera holds a top position in the area of concrete and stone drilling. The range is completed by highly efficient sawing tools that cut building materials, wood, metal and plastic.

We want to further strengthen our market position as a tool specialist by making targeted investments in product development, by using our own in-house manufacturing with high quality standards and by working together with strong market partners.



Power for Productivity.



L Neutral cardboard packaging with sticker without any type of suspension



M Neutral cardboard packaging with sticker and suspension




N Metal case with sticker and Euro hole



P Printed plastic case with Euro hole



Q Wrap bag




R Paper bag with sticker without hanger



S Merchandise non-packaged with sticker
T Plastic carrying case




















V Printed cardboard packaging with label without hanger



W Plastic bag with label

Contents:

Hawera	 Power for Productivity.	Market leader in tools for working on stone 4	
Drilling		Concrete and masonry drill bits 11 Diamond drill bits 158 Meta drill bits 53 Wood drill bits 83 Holesaws 103	
Chiselling		SDS-plus shank 133 SDS-max shank 135 Hex shank 137	
Diamond cutting and drilling		Diamond cutting discs 144 Diamond drill bits 158	
Circular sawing		Metal and multi-purpose saw blades 180 Wood and construction circular saw blades 185	
Jigsawing Sabre sawing		Jigsaw blades 202 Sabre saw blades 219	
Sets		Concrete and masonry drill bit sets 233 Chisel sets 246 Metal drill bit sets 236 Diamond drill bit sets 247 Wood drill bit sets 241 Screwdriver bit sets 249 Holesaw sets 244	
Modules		Miscellaneous modules 251	
Index		Part numbers 274 Overview of packaging types 290	

The basis of Hawera's success:

Innovation and in-house manufacturing













The success story of Hawera (**Hartmetall-Werkzeugfabrik Ravensburg** (English: Carbide Tool Factory of Ravensburg)) begins in 1952. **Pioneering achievements** in the development and production of **impact drill bits**, **hammer drill bits** and in the market-defining **SDS-plus** and **SDS-max** shank systems enable continual expansion of the company.

Nowadays, the plant produces over 50,000 tools per day. Hawera manufactures its tools itself, so it has control over the quality and availability of its products.

Constant expansion of expertise

The Ravensburg plant stands for user-oriented innovation and competitive production. Great success is being achieved with the latest generation of SDS-plus and SDS-max hammer drill bits.

1952	Foundation of the future Hawera by Hermann Probst	
1956	Production of masonry drill bits for fixing systems	
1964	First production of hammer drill bits in Europe	
1975	Manufacture of the first SDS-plus hammer drill bits for hammers with quick-change coupling	
1985	Manufacture of the first SDS-max hammer drill bits for hammers with quick-change chuck	
1999	Launch of SDS-plus S4 hammer drill bits	
2004	Launch of MultiConstruction impact and rotary drill bits	
2008	Launch of SDS-plus X5L hammer drill bits	
2010	Launch of SDS-max SpeedX hammer drill bits	
2012	Introduction Hammer drill bits SDS-plus PowerLSpus	

Hawera's range of services:

Tools for stoneworking are the core competence of Hawera. Knowledge and experience in dealing with concrete, stone, masonry and tiles enable us to also make outstanding achievements in the development of chisels and diamond tools. In addition to this, we offer versatile circular saw blades and a jigsaw and sabre saw blade range from St. Niklaus in Switzerland.



Concrete and masonry drill bits

Hammer drill bits are Hawera's leader products. For rotary hammers up to 4 kg with SDS-plus shank. Over 4 kg: with SDS-max. Cylindrical shank for impact and rotary drill bits.



Exemplary innovations:

The fastest SDS-max concrete drill bit in the world: **POWERLSPMAX**

Inclined side cutters
> Drilling speed

Robust, solid tungsten carbide S-cutter
> Destructive power

Active centring tip
> Optimum guidance



Chisels

High material removal rate, long lifetime: the decisive qualities of a chisel. Hawera is the leader at this: inductively hardened steel, innovative cutting geometry, self-sharpening.



With maximum destructive power: **RTecSPEED** SDS-max pointed chisel

Unique power spin action
> Efficient work progress

Star-shaped cutting edge, self-sharpening
> 100 hours of high material removal rate

RTec reflection element
> 30% higher material removal rate



Diamond tools

New innovative diamond products: fast and long-life cutting discs for concrete, stone, ceramics and asphalt. Ceramic diamond drill bits for efficient dry use. And for extra-hard jobs: with water cooling.



Up to 40% faster:
SUPERUNIVERSAL

Speed Stripes segments
> Less side friction

Higher diamond cutting segments, laser welded
> Longer lasting

Sophisticated diamond technology
> Speed + longevity



Circular saw blades

Universal? Quick cut? Precision? Hawera offers the suitable circular saw blade for the construction site. With the desired tooth pitch. For hand-held circular saws, mitre saws, table saws.



Top performance in all types of wood:
SUPERTEC precision saw blade

Cutting width: 3.2 mm
> Up to 40% greater stability

"VibrationControl" dampening slots
> Clean, smooth cutting



Jigsaw / sabre saw blades

Better results with the right saw blade. The colour code guides you to the application range, the special tooth geometry to the cutting result and the right shank to your machine.



A world first: Tear-free on both sides
EXTRA-CLEAN for Wood

Two rows of teeth arranged at different angles:
> Tear-free cuts on the top
> Tear-free cuts on the bottom

Efficient, safe and wear-resistant in civil engineering



Large construction sites involve processes that have to be repeated X amount of times. Fitting anchors, for example. In a case like this, the decisive factors are how **fast** the drill bit works, how **accurate** the dimensions of the drilled hole are and how **many** dimensionally accurate **holes** the same drill bit can manage.

Hawera is a **specialist** in the field of **stoneworking** tools. With a broad **range** of drill bits and chisels and an attractive new range of diamond cutting discs. With products that deliver **top performance** in terms of efficiency.

Professional product presentation

Productivity applies not only to the construction site. Quick and reliable purchasing of the right tool is also an economical aspect.

Hawera makes it easier for you to find the product you are looking for with its concise and clearly structured Product Presentation System (PPS) for specialist retail outlets.



Fast, precise and flexible in interior fitting work



The construction site brings together a wide variety of requirement profiles: one job will require you to work fast, while the next will require you to focus on quality. And the tool always needs to last for as long as possible. Flexibility is required. It is ideal if a wide range of applications can be covered with a small number of tools.

In keeping with the principle of "Power for Productivity", Hawera offers a range of each of the following:

- > masonry, wood, metal drill bits
 - > holesaws
 - > circular saw blades
 - > jigsaw and sabre saw blades
- for working in all important building materials in the desired quality.

An important economical aspect is that the **lifetime** of Hawera tools is **very long** in all ranges.

User-oriented packaging

A decisive factor in ensuring a good work result is knowing the special characteristics of a tool.

Hawera considers it very important that the user can see on the packaging which application range the tool can cover and in what quality.



Information pictograms: Practical orientation aid

For the appropriate machine

Drilling



Rotary hammer



Cordless combi



Impact drill



Drill




Diamond drill for wet drilling



SDS-plus shank



SDS-max shank



Power-Change adapter



CYL shank

Cutting



Angle grinder



Petrol saw



Table saw



Joint cutter

Sawing



Jigsaw



Mitre saw

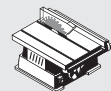


Table saw



Hand-held circular saw

For special benefit



Effortless drilling



Long lifetime



Fast drilling



Precise drilling



Rapid work progress



Longer lasting



Self-sharpening



High material removal rate



Quick cut



Effortless cut



More impact force



Clean cut



Fast coarse cut



Diamond segments



Powerful cut



For demolition and rescue work



Active centring tip



Solid tungsten carbide 5-cutter



5-cutter solid tungsten carbide head



Toothed tungsten carbide cutter



No impact



100-percent power transfer



Prüfgemeinschaft Mauerbohrer e.V. (masonry drill bit testing association)



Drilling

Concrete and stone

Metal

Wood

Hawera drill bits:

The overview



Concrete and masonry drill bits

11 - 52, 158

Impact and rotary drill bits	20
Hammer drill bits	31
Diamond drill bits	158
Core cutters	40
Diamond core cutters, core edge sinkers	48



Metal drill bits

53 - 82

Twist drill bits	58
Countersink bits	78
Weld spot drill bits	79
Rasp drill bits	79
Sheet metal cone drill bits and step drill bits	79
Accessories for metalworking	81



Wood drill bits

83 - 102

Twist drill bits	87	Forstner drill bits	100
Auger bits	91	Disc cutters	101
Spade bits	93	Shank cutters	101
Formwork and installation drill bits	96	Countersinks	102
Hinge cutting bits	98		



Holesaws

103 - 128

Holesaws	108
Hole cutters	127



Drilling
Concrete and stone

Hawera concrete and masonry drill bits:

Powerful and productive

Created added value

High-performance products produce better results over a longer period of time – a good basis for economy. In the case of Hawera concrete and masonry drill bits, this means:

➤ More holes with the same drill bit

= longer lifetime.

Innovation + tungsten carbide expertise as factors for success

➤ More holes per unit of time

= the performance of modern rotary hammers is the benchmark for our concrete drill bits.

Hawera is synonymous with productivity

➤ More dimensionally correct holes

= safety for fixing systems.

The name Hawera stands for expertise on the construction site.

Creating a new performance category

Rotary hammers are becoming ever more powerful and faster. What is needed are drill bits that meet these new standards.

A key to this is the optimal removal of drilling dust. With innovative drilling head technology and high-performance flutes, Hawera is shaping the new generation of concrete and masonry drill bits.

High-performance rotary hammers (>3 joules) a very much in trend

Market shares of the various performance categories



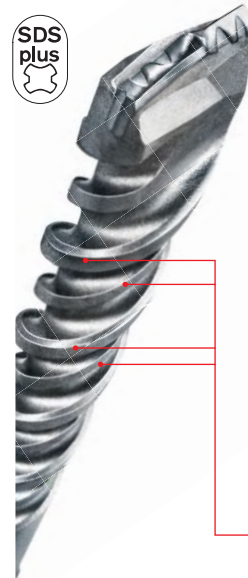
POWERLS PLUS

new

Efficient and fast

New **S4L** performance category


3 - 26 mm diameter



Active centring tip*
For active cutting in concrete.
➤ High stability and precision



Toothed tungsten carbide cutter
Special V-design.
➤ Grinds concrete into extremely fine drilling dust
➤ Fast drilling dust removal



4-flute turbo design
Consistently high drilling dust removal rates
➤ Reduces unwanted dust deflagration

*Diameter ≤ 10 mm

Drilling without annoying stoppages or blockages



This level of efficiency is achieved through the combination of an innovative drilling head and large-sized flutes which prevent stoppage of the drill bit.



L

S

Hammer drill bits, SDS-plus + SDS-max

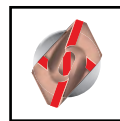
POWERLSP PLUS Durable and fast

known as **X5L**

5 - 30 mm diameter



active centring tip*
For active cutting in concrete.
➤ High stability and precision



5-cutter solid tungsten carbide head
Shaped cutting edges for:
➤ Maximum destructive power
➤ Fast drilling action



2x2 flute design
Vibration-optimised flutes
➤ Excellent power transfer

In rebar: triple lifetime



The aggressive solid tungsten carbide head drills through rebar with consistently high power and constant drilling precision.



L

S

P

POWERLSP MAX Precise and fast

known as **SPEEDX**

12 - 52 mm diameter



Active centring tip*
For active cutting in concrete.
➤ High stability and precision



Solid tungsten carbide 5-cutter
With 2 inclined, aggressive side spurs
➤ Maximum destructive power
➤ Fast drilling action



2-flute turbo design
Large sized flutes
➤ High speed

Professional fitting of anchors



Efficiency through rapid work progress and long life. Safety through accurate drill hole diameter.



L

S

P

Impact and rotary drill bits, cylindrical:

ACTIVEPOWER **new** Powerful and fast

The successor to **ELASTICSUPER**

3 - 20 mm diameter



Active centring tip*
For active cutting in concrete.
➤ High stability and precision



Shank design for power transfer
Wings ensure that the drill bit locks securely into the drill chuck.
➤ Full power transfer, fast drilling action



**Full speed ahead:
20% faster**




The full power of the machine is transferred to the drill bit. The is new to cylindrical drill bits. The benefits: no spinning, continuously fast drilling progress.




MULTI CONSTRUCTION Versatile and fast


3 - 20 mm diameter



Sharp tungsten carbide cutting edge
Multiple diamond-ground
➤ Versatile in use



Innovative steep spiral
➤ Fast drilling dust and chip removal



**High-performance multi-purpose drill bit:
The all-rounder**



The only drill bit in its class that can be used for both rotary and impact drilling. Fewer drill bit changes. For concrete, masonry, ceramics, wood, plastics, structural steel and aluminium.

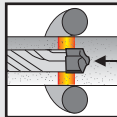


Technological basis

for the performance of our concrete and masonry drill bits

Durability / robustness

through tungsten carbide expertise and cutting-edge bonding technology



Grit size

The durability of tungsten carbide is defined by the grit size: the finer the grit, the greater the resistance of the tungsten carbide cutting edges.

Tungsten carbide composition

The concentration of tungsten carbide in the grit mixture defines the hardness of the metal.

Hawera products have a very fine grit and contain a very high percentage of tungsten carbide.

Bonding technology Tungsten carbide head / fluted body

The type of bonding process (brazing + hardening) is a crucial factor determining the robustness and durability of the drill bit.

Hawera methods: vacuum brazing and hardening, AWB brazing and hardening, innovative diffusion bonding technology.

Optimal material removal

through process-optimised flutes and innovative head design



Toothed tungsten carbide cutting edge

Rapid drilling dust removal in the flute is ensured through the special head design.

Flute design

This is defined by the number of flutes, the core diameter of the drill bit and the size of the flutes. The key factor to achieve an ideal balance between rapid drilling dust removal, power transfer and durability.

Clean, precise drilling

through intelligent drill heads



Centring tip

For active centring and optimal guidance during drilling.

Number of cutting edges

The number of cutting edges is dependent by the material to be drilled (e.g. 5-cutter for reinforced concrete)

Wear indicator

As long as the indicator is visible: the drill hole diameter is within tolerance

Rapid fixing

through pioneering shank systems



SDS-plus / SDS-max / CYL

For 100% power transfer.
For rapid drill bit changing.



The Hawera Power Team

Concrete and masonry drill bits

Hammer drill bits
SDS-plus



Diameter range:
Application range:
Performance category:
Performance profile
> Lifetime
> Speed
> Drilling dust removal

POWERLSP PLUS

known as **X5L**



5 - 30 mm diameter

Extremely hard concrete, concrete with rebar, masonry and natural stone

★★★★★

•••••
•••••
•••••


Hammer drill bits
SDS-max



Diameter range:
Application range:
Performance / price categories:
Performance profile
> Lifetime
> Speed
> Drilling dust removal

POWERLSP MAX

known as **SPEEDX**



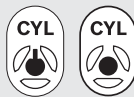
12 - 52 mm diameter

Concrete, concrete with rebar, masonry, limestone and natural stone

★★★★★

•••••
•••••
•••••

Impact and rotary drill bits



ACTIVEPOWER **new**

The successor to **ELASTICSUPER**



3 - 20 mm diameter

Concrete, granite, masonry, limestone, natural and artificial stone

★★★★★


•••••
•••••
•••••

Diameter range:
Application range:
Performance / price categories:
Performance profile
> Lifetime
> Speed
> Drilling dust removal

Special drill bits:

POWERLS PLUS **new**

New generation **S4L**



3 - 26 mm diameter

Hard concrete, reinforced concrete, masonry and granite


★ ★ ★

• • •

• • • •

• • • •

REBAR CUTTER



16 - 32 mm diameter

for cutting through rebar in concrete

★ ★ ★

• •

• • •

• •

CORECUTTER PLUS

Hammer core cutter



25 - 112 mm diameter

Large-diameter breakthroughs in extremely hard concrete and masonry

★ ★ ★

• • • •

• • • • •

• •

PERFECTPOWER



3 - 25 mm diameter

Concrete, masonry, limestone, natural and artificial stone

★ ★ ★


• • •

• • •

• • •

BREAKTHROUGH

Breakthrough drill bits



45 - 80 mm diameter

Large-diameter breakthroughs in concrete, masonry and limestone

★ ★ ★

• • •

• • •

• • • •

CORECUTTER MAX

Hammer core cutter



45 - 150 mm diameter

Large-diameter breakthroughs in concrete, masonry and limestone


★ ★ ★

• • • •

• • •

• •

PERFECTPOWER



3 - 25 mm diameter

Concrete, masonry, limestone, natural and artificial stone


★ ★ ★

• • •

• • •

• • •

MULTI CONSTRUCTION



3 - 20 mm diameter

Tiles / ceramics up to a score hardness of 8, concrete B35, masonry, bricks, wood, plastics, multi-layer materials, aluminium and structural steel

★ ★ ★ ★

• • •

• • • • •

• • • •

SOFT CERAMICS



3 - 16 mm diameter

Soft to medium-hard tiles, porcelain and ceramics

★ ★ ★

• • •

• • •

• • •

Application recommendation

Hawera concrete and masonry drill bits

	ACTIVE POWER	PERFECT POWER	BASIC POWER	MULTI CONSTRUCTION	SOFT CERAMICS	POWER LSP PLUS	POWER LS PLUS	REBAR CUTTER	CORE CUTTER PLUS	POWER LSP MAX	BREAK THROUGH	CORE CUTTER MAX
Application range	Impact and rotary drill bits Cylindrical				Hammer drill bits SDS-plus				SDS-max			
Concrete, reinforced												
Concrete	•	•										
Roofing tiles												
Tiles												
Veneered chipboard												
Gypsum plasterboard												
Granite	•											
Hardwood												
Limestone	•	•	•	•		•	•		•	•	•	•
Ceramics												
Clinker	•	•										
Plastic-coated chipboard and fibre board												
Plastics												
Hollow core brick	•	•	•	•		•	•		•*	•		
Marble	•	•										
Marble, hard	•											
Masonry	•	•	•	•		•	•		•	•	•	•
Multi-layer materials												
Porous concrete	•	•	•	•		•	•		•	•	•	•
Slate												
Solid brick	•	•	•	•		•	•		•	•	•	•
Softwood												
Cement-bonded fibre boards												
Cement-bonded chipboard												

* non-impact use only

Hawera diamond core cutters



Application range	Diamond dry core edge sinkers	Diamond wet core cutters
● very suitable ○ suitable		
Asphalt		○
Concrete, reinforced		●
Concrete, heavily reinforced		●
Concrete, fresh		●
Concrete, hard aggregates		●
Concrete, medium aggregates		●
Concrete, soft aggregates		●
Concrete stones		●
Tiles (ceramic)		○
Tiles (stoneware)		○
Tiles (fine stoneware)		○
Gypsum	●	
Gneiss, granite		●
Limestone, hard	●	●
Limestone, soft	●	●
Marble		●
Porous concrete	●	●
Porphyry		○
Sandstone, hard	●	●
Sandstone, medium	●	●
Sandstone, soft	●	●
Slag stone	●	●
Slate		○
Clay stones/pipes	○	●
Exposed concrete		●
Cement stones/pipes		●






Hawera impact and rotary drill bits:

ACTIVEPOWER

Hammer-resistant heavy duty concrete drill bit – the specialist for concrete, stone and masonry, basis ISO 5468

The successor to **ELASTICSUPER**



Hammer drilling head design

> High drilling performance and long lifetime

Precision-ground, high-temperature-brazed tungsten carbide tip

> Fast, accurate and safe drilling

Hardened steel body in unique design with deep U-shaped flute

> Reduction of clogging caused by drilling dust

Wide and deeply supported tungsten carbide plate

> Prevents the tip from breaking out

Concrete drill bits ActivePower

Recommended for working on:

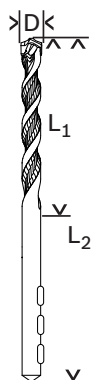
Granite, concrete, masonry, limestone, natural and artificial stone

User instructions:

For use in impact drills up to 1000 W and rotary hammers with chuck toolholder; well suited to drilling holes for fixings

Extremely bend-resistant concrete drill bit with diamond-ground tungsten carbide tip manufactured to

DIN 8039, specially alloyed steel quality and environmentally friendly dry rust protection



Diameter D mm	Working length L1 mm	Overall length L2 mm	Shank diameter d mm	Packaging type	Pack quantity	Minimum order quantity ¹	Part number	EAN code
---------------	----------------------	----------------------	---------------------	----------------	---------------	-------------------------------------	-------------	----------

3.0	50	90	2.8	B2	1	1	F 00Y 266 150	3 165 140 690 867
3.5	50	90	3.3	B2	1	1	F 00Y 266 151	3 165 140 690 874
4.0	50	90	3.8	B2	1	1	F 00Y 266 152	3 165 140 690 881
4.0	100	140	3.8	B2	1	1	F 00Y 266 153	3 165 140 690 898
5.0	50	100	4.5	B2	1	1	F 00Y 266 154	3 165 140 690 904
5.0	100	150	4.5	B2	1	1	F 00Y 266 155	3 165 140 690 911
5.5	50	100	4.5	B2	1	1	F 00Y 266 156	3 165 140 690 928
5.5	100	150	4.5	B2	1	1	F 00Y 266 157	3 165 140 690 935
6.0	50	100	5.5	B2	1	1	F 00Y 266 158	3 165 140 690 942
6.0	100	150	5.5	B2	1	1	F 00Y 266 159	3 165 140 690 959
6.0	200	250	5.5	B2	1	1	F 00Y 266 160	3 165 140 690 966
6.5	50	100	5.5	B2	1	1	F 00Y 266 161	3 165 140 690 973
6.5	100	150	5.5	B2	1	1	F 00Y 266 162	3 165 140 690 980
7.0	50	100	6.5	B2	1	1	F 00Y 266 163	3 165 140 690 997
7.0	100	150	6.5	B2	1	1	F 00Y 266 164	3 165 140 691 000

●●● Pack quantity (Pieces per pack)



¹ Minimum order quantity. The minimum order quantity is a fixed quantity of packs. Orders are carried out only in multiples of the minimum order quantity.

Concrete drill bits ActivePower

Diameter D mm	Working length L1 mm	Overall length L2 mm	Shank diameter d mm	Packaging type	Pack quantity	Minimum order quantity ¹	Part number	EAN code
8.0	50	100	7.2	B2	1	1	F 00Y 266 165	3 165 140 691 017
8.0	100	150	7.2	B2	1	1	F 00Y 266 166	3 165 140 691 024
8.0	200	250	7.2	B2	1	1	F 00Y 266 167	3 165 140 691 031
9.0	50	100	8	B2	1	1	F 00Y 266 168	3 165 140 691 048
10.0	100	150	9	B2	1	1	F 00Y 266 169	3 165 140 691 055
10.0	200	250	9	B2	1	1	F 00Y 266 170	3 165 140 691 062
12.0	90	150	10	B2	1	1	F 00Y 266 171	3 165 140 691 079
12.0	190	250	10	B2	1	1	F 00Y 266 172	3 165 140 691 086
14.0	90	150	10	B2	1	1	F 00Y 266 173	3 165 140 691 093
14.0	190	250	10	B2	1	1	F 00Y 266 174	3 165 140 691 109
16.0	140	200	10	C	1	1	F 00Y 266 175	3 165 140 691 116
18.0	140	200	10	C	1	1	F 00Y 266 176	3 165 140 691 123
20.0	140	200	10	C	1	1	F 00Y 266 177	3 165 140 691 130


Sets – Concrete drill bits ActivePower

Set contents diameter mm	Packaging type	Pack quantity	Minimum order quantity ¹	Part number	EAN code
--------------------------	----------------	---------------	-------------------------------------	-------------	----------



5-piece concrete drill bit set "ActivePower" in PowerBox

4.0	P	5	1	F 00Y 266 184	3 165 140 691 208
5.0					
6.0					
6.0					
8.0					



7-piece concrete drill bit set "ActivePower" in PowerBox

4.0	N	7	1	F 00Y 266 185	3 165 140 691 215
5.0					
5.0					
6.0					
6.0					
8.0					
10.0					

 Pack quantity
(Pieces per pack)

 ¹ Minimum order quantity. The minimum order quantity is a fixed quantity of packs.
Orders are carried out only in multiples of the minimum order quantity.



Hawera impact and rotary drill bits:

PERFECTPOWER

Hammer-resistant concrete drill bit – the specialist for concrete, stone and masonry, basis ISO 5468



Hammer drilling head design

> Drills quickly, even in hard concrete and stone

High-temperature-brazed tungsten carbide tip

> Long lifetime and fast drilling

Hardened steel body with milled U-shaped flute

> Rapid drilling dust removal and high productivity

Wide and deeply supported tungsten carbide plate

> Prevents the tip from breaking out

Concrete drill bits PerfectPower

Recommended for working on:

Concrete, masonry, limestone, natural and artificial stone

User instructions:

For use in impact drills up to 1000 W and rotary hammers with chuck toolholder; well suited to drilling holes for fixings;

Extremely bend-resistant concrete drill bit made of tempered special steel; tungsten carbide tip manufactured to DIN 8039; environmentally friendly dry rust protection



Diameter D mm	Working length L1 mm	Overall length L2 mm	Shank diameter d mm	Packaging type	Pack quantity	Minimum order quantity ¹	Part number	EAN code
---------------	----------------------	----------------------	---------------------	----------------	---------------	-------------------------------------	-------------	----------

3.0	40	70	2.8	B2	1	1	F 00Y 201 979	4 014 468 037 764
3.5	40	70	3.3	B2	1	1	F 00Y 202 033	4 014 468 038 273
4.0	40	75	3.3	B2	1	1	F 00Y 201 981	4 014 468 037 788
4.5	40	75	3.8	B2	1	1	F 00Y 201 983	4 014 468 037 795
5.0	50	85	4.5	B2	1	1	F 00Y 201 985	4 014 468 037 818
5.0	90	150	4.5	B2	1	1	F 00Y 201 986	4 014 468 037 825
5.5	50	85	4.5	B2	1	1	F 00Y 201 988	4 014 468 037 832
5.5	90	150	4.5	B2	1	1	F 00Y 201 990	4 014 468 037 849
6.0	60	100	5.5	B2	1	1	F 00Y 201 991	4 014 468 037 856
6.0	90	150	5.5	B2	1	1	F 00Y 201 993	4 014 468 037 863
6.0	350	400	5.5	C	1	1	F 00Y 265 171	3 165 140 484 435
6.5	60	100	5.5	B2	1	1	F 00Y 201 994	4 014 468 037 870
6.5	90	150	5.5	B2	1	1	F 00Y 201 995	4 014 468 037 887
6.5	350	400	8.0	C	1	1	F 00Y 201 996	4 014 468 037 894


●●● Pack quantity (Pieces per pack)

☐☐☐☐ ¹ Minimum order quantity. The minimum order quantity is a fixed quantity of packs. Orders are carried out only in multiples of the minimum order quantity.

Concrete drill bits PerfectPower

Diameter D mm	Working length L1 mm	Overall length L2 mm	Shank diameter d mm	Packaging type	Pack quantity	Minimum order quantity ¹	Part number	EAN code
7.0	60	100	6.5	B2	1	1	F 00Y 201 997	4 014 468 037 900
7.0	90	150	6.5	B2	1	1	F 00Y 201 998	4 014 468 037 917
8.0	80	120	7.5	B2	1	1	F 00Y 201 999	4 014 468 037 924
8.0	90	150	7.2	B2	1	1	F 00Y 203 438	4 014 468 040 443
8.0	150	200	7.5	B2	1	1	F 00Y 202 000	4 014 468 037 931
8.0	350	400	7.5	C	1	1	F 00Y 202 001	4 014 468 037 948
9.0	80	120	8.0	B2	1	1	F 00Y 202 002	4 014 468 037 955
10.0	80	120	9.0	B2	1	1	F 00Y 202 003	4 014 468 037 962
10.0	90	150	9.0	B2	1	1	F 00Y 203 439	4 014 468 040 450
10.0	150	200	9.0	B2	1	1	F 00Y 202 004	4 014 468 037 979
10.0	250	300	9.0	C	1	1	F 00Y 202 005	4 014 468 037 986
10.0	350	400	8.0	C	1	1	F 00Y 202 006	4 014 468 037 993
10.0	550	600	9.2	D	1	1	F 00Y 202 007	4 014 468 038 006
11.0	90	150	10.0	B2	1	1	F 00Y 202 008	4 014 468 038 013
12.0	90	150	10.0	B2	1	1	F 00Y 202 009	4 014 468 038 020
12.0	150	200	10.0	B2	1	1	F 00Y 202 010	4 014 468 038 037
12.0	250	300	10.0	C	1	1	F 00Y 202 011	4 014 468 038 044
12.0	350	400	10.0	C	1	1	F 00Y 202 012	4 014 468 038 051
12.0	550	600	10.0	D	1	1	F 00Y 202 013	4 014 468 038 068
13.0	90	150	10.0	B2	1	1	F 00Y 202 014	4 014 468 038 075
14.0	90	150	10.0	B2	1	1	F 00Y 202 015	4 014 468 038 082
14.0	250	300	10.0	C	1	1	F 00Y 202 016	4 014 468 038 099
14.0	350	400	10.0	C	1	1	F 00Y 202 017	4 014 468 038 105
14.0	550	600	10.0	D	1	1	F 00Y 202 018	4 014 468 038 112
15.0	100	160	12.3	C	1	1	F 00Y 202 019	4 014 468 038 129
16.0	100	160	12.3	C	1	1	F 00Y 202 020	4 014 468 038 136
16.0	350	400	12.3	C	1	1	F 00Y 202 021	4 014 468 038 143
16.0	550	600	12.3	D	1	1	F 00Y 202 022	4 014 468 038 150
18.0	100	160	12.3	C	1	1	F 00Y 202 023	4 014 468 038 167
18.0	350	400	12.3	C	1	1	F 00Y 202 024	4 014 468 038 174
18.0	550	600	12.3	D	1	1	F 00Y 202 025	4 014 468 038 181
20.0	100	160	12.7	C	1	1	F 00Y 202 026	4 014 468 038 198
20.0	350	400	12.7	C	1	1	F 00Y 202 027	4 014 468 038 204
20.0	550	600	12.7	D	1	1	F 00Y 202 028	4 014 468 038 211
22.0	100	160	12.7	C	1	1	F 00Y 202 029	4 014 468 038 228
22.0	350	400	12.7	C	1	1	F 00Y 202 030	4 014 468 038 235
24.0	350	400	12.7	C	1	1	F 00Y 202 031	4 014 468 038 242
25.0	100	160	12.7	C	1	1	F 00Y 202 032	4 014 468 038 259



 Pack quantity (Pieces per pack)



¹ Minimum order quantity. The minimum order quantity is a fixed quantity of packs. Orders are carried out only in multiples of the minimum order quantity.

Sets – Concrete drill bits PerfectPower

Set contents diameter mm	Packaging type	Pack quantity	Minimum order quantity ¹	Part number	EAN code
--------------------------	----------------	---------------	-------------------------------------	-------------	----------



5-piece concrete drill bit set "PerfectPower" in plastic case

4.0	P	5	1	F 00Y 202 349	4 014 468 039 744
5.0					
6.0					
8.0					
10.0					



7-piece concrete drill bit set "PerfectPower" in metal case

4.0	N	7	1	F 00Y 202 351	4 014 468 039 768
5.0					
6.0					
7.0					
8.0					
10.0					
12.0					


Hawera impact and rotary drill bits:

BASICPOWER

The low-cost impact drill bit for all work in stone,
basis ISO 5468

Known as **COLT**

Concrete drill bits BasicPower

Recommended for working on:

Masonry, limestone, brick

User instructions:

For use in all impact drills; with tungsten carbide tip manufactured to DIN 8039

Diameter D mm	Working length L1 mm	Overall length L2 mm	Shank diameter d mm	Packaging type	Pack quantity	Minimum order quantity ¹	Part number	EAN code
---------------	----------------------	----------------------	---------------------	----------------	---------------	-------------------------------------	-------------	----------

3.0	30	60	2.5	B2	1	1	F 00Y 104 387	4 014 468 011 801
4.0	40	75	3.3	B2	1	1	F 00Y 104 360	4 014 468 011 689
5.0	50	85	4.0	B2	1	1	F 00Y 104 361	4 014 468 011 696
5.0	90	150	4.0	B2	1	1	F 00Y 265 275	3 165 140 530 125
5.5	50	85	4.5	B2	1	1	F 00Y 104 369	4 014 468 022 043
5.5	90	150	4.5	B2	1	1	F 00Y 138 368	4 014 468 013 553
6.0	60	100	4.8	B2	1	1	F 00Y 104 362	4 014 468 011 702
6.0	90	150	4.8	B2	1	1	F 00Y 138 369	4 014 468 013 560
6.0	150	200	4.8	B2	1	1	F 00Y 141 295	4 014 468 020 292
6.0	350	400	4.8	C	1	1	F 00Y 140 459	4 014 468 022 128
6.5	60	100	5.5	B2	1	1	F 00Y 140 423	4 014 468 022 456
7.0	60	100	5.5	B2	1	1	F 00Y 104 363	4 014 468 011 719
7.0	90	150	5.5	B2	1	1	F 00Y 138 371	4 014 468 013 584
8.0	80	120	6.0	B2	1	1	F 00Y 104 364	4 014 468 011 726
8.0	150	200	6.0	B2	1	1	F 00Y 141 256	4 014 468 022 326
8.0	350	400	6.0	C	1	1	F 00Y 140 461	4 014 468 022 135
9.0	80	120	7.0	B2	1	1	F 00Y 104 370	4 014 468 011 771
10.0	80	120	8.0	B2	1	1	F 00Y 104 365	4 014 468 011 733
10.0	150	200	8.0	B2	1	1	F 00Y 141 257	4 014 468 022 333
10.0	350	400	8.0	C	1	1	F 00Y 140 463	4 014 468 022 142
11.0	90	150	9.0	B2	1	1	F 00Y 140 425	4 014 468 022 463
12.0	90	150	9.0	B2	1	1	F 00Y 104 366	4 014 468 011 740
12.0	150	200	9.0	B2	1	1	F 00Y 141 296	4 014 468 020 308
12.0	350	400	9.0	C	1	1	F 00Y 140 465	4 014 468 022 159
13.0	90	150	9.5	B2	1	1	F 00Y 140 426	4 014 468 022 470
14.0	90	150	9.5	B2	1	1	F 00Y 104 367	4 014 468 011 757
14.0	150	200	9.5	B2	1	1	F 00Y 141 297	4 014 468 020 315
14.0	350	400	9.5	C	1	1	F 00Y 140 467	4 014 468 022 166
15.0	90	150	12.7	C	1	1	F 00Y 140 427	4 014 468 022 487
16.0	90	150	12.7	C	1	1	F 00Y 104 368	4 014 468 011 764
16.0	350	400	12.7	C	1	1	F 00Y 140 469	4 014 468 022 173
18.0	100	160	12.7	C	1	1	F 00Y 104 374	4 014 468 011 788
18.0	350	400	12.7	C	1	1	F 00Y 140 471	4 014 468 022 180
20.0	100	160	12.7	C	1	1	F 00Y 104 386	4 014 468 011 795
20.0	350	400	12.7	C	1	1	F 00Y 140 473	4 014 468 022 197



Pack quantity
(Pieces per pack)

¹ Minimum order quantity. The minimum order quantity is a fixed quantity of packs.
Orders are carried out only in multiples of the minimum order quantity.

Sets – Masonry drill bits BasicPower

Set contents diameter mm	Diameter mm, stone	Diameter mm, metal	Diameter mm, wood	Packaging type	Pack quantity	Minimum order quantity ¹	Part number	EAN code
--------------------------	--------------------	--------------------	-------------------	----------------	---------------	-------------------------------------	-------------	----------



5-piece masonry drill bit set "BasicPower" in plastic case

-	4.0	-	-	P	5	1	F 00Y 124 298	4 014 468 012 075
	5.0							
	6.0							
	8.0							
	10.0							

Pack quantity (Pieces per pack)


¹ Minimum order quantity. The minimum order quantity is a fixed quantity of packs. Orders are carried out only in multiples of the minimum order quantity.



Hawera impact and rotary drill bits:

MULTI CONSTRUCTION

High-performance multi-purpose drill bit – the all-rounder provides optimum results in rotary and impact drilling



Sharp, multiple diamond-ground cutting edges

- > Pointed main spur for accurate centring
- > Problem solver also for hard tiles and ceramics up to a score hardness of 8

Bit body made of alloyed special steel and low-stress high-temperature brazing of the cutting edges

- > Special multi-purpose grinding, no need for annoying drill bit changes
- > Optimum results in a wide range of materials

New type of steep spiral manufactured to own factory standard and robust drilling head with tungsten carbide plate

- > High drilling rate in virtually all materials
- > Long lifetime due to increased drilling dust removal and high level of heat conductivity

Multi-purpose drill bits MultiConstruction

Recommended for working on:

Virtually all materials used in interior fitting work, e.g. tiles and ceramics up to a score hardness of 8, Eternit, masonry, wood, aluminium, structural steel, light building materials, bricks, plastic, concrete B35 and multi-layer materials

User instructions:

For rotary and impact drilling with impact drills and cordless drill/drivers; drill at reduced speed of approx. 400 - 600 rpm when working on tiles with a score hardness of 8; enables drilling in vertically perforated bricks without destroying the cavity webs; ideal for interior fitting work and renovation; ideal for cordless drill/drivers because of up to 40% more holes per battery charge



Diameter D mm	Working length L1 mm	Overall length L2 mm	Shank diameter d mm	Packaging type	Pack quantity	Minimum order quantity ¹	Part number	EAN code
---------------	----------------------	----------------------	---------------------	----------------	---------------	-------------------------------------	-------------	----------

3.0	40	70	2.8	B1	1	1	F 00Y 202 053	4 014 468 037 504
3.0	80	130	2.8	B1	1	1	F 00Y 266 186	3 165 140 691 222
3.5	40	70	3.3	B1	1	1	F 00Y 266 187	3 165 140 693 325
3.5	80	130	3.3	B1	1	1	F 00Y 266 188	3 165 140 693 332
4.0	40	75	3.8	B1	1	1	F 00Y 202 054	4 014 468 037 511
4.0	80	130	3.8	B1	1	1	F 00Y 266 189	3 165 140 693 349
5.0	50	85	4.5	B1	1	1	F 00Y 202 055	4 014 468 037 528
5.0	90	150	4.5	B1	1	1	F 00Y 266 190	3 165 140 693 356
5.5	50	85	4.5	B1	1	1	F 00Y 202 056	4 014 468 037 535
5.5	90	150	4.5	B1	1	1	F 00Y 266 191	3 165 140 693 363
6.0	60	100	5.5	B1	1	1	F 00Y 202 057	4 014 468 037 542
6.0	90	150	5.5	B1	1	1	F 00Y 202 058	4 014 468 037 559
6.0	200	250	5.5	B1	1	1	F 00Y 202 115	4 014 468 066 931
6.0	350	400	5.5	C	1	1	F 00Y 266 192	3 165 140 693 370
6.5	60	100	5.5	B1	1	1	F 00Y 202 059	4 014 468 037 566
6.5	90	150	5.5	B1	1	1	F 00Y 202 060	4 014 468 037 573
6.5	200	250	5.5	B1	1	1	F 00Y 202 116	4 014 468 066 948
7.0	60	100	6.5	B1	1	1	F 00Y 202 061	4 014 468 037 580
7.0	90	150	6.5	B1	1	1	F 00Y 202 062	4 014 468 037 597

Pack quantity
(Pieces per pack)

¹ Minimum order quantity. The minimum order quantity is a fixed quantity of packs. Orders are carried out only in multiples of the minimum order quantity.

Multi-purpose drill bits MultiConstruction

Diameter D mm	Working length L1 mm	Overall length L2 mm	Shank diameter d mm	Packaging type	Pack quantity	Minimum order quantity ¹	Part number	EAN code
---------------	----------------------	----------------------	---------------------	----------------	---------------	-------------------------------------	-------------	----------

7.0	200	250	6.5	B1	1	1	F 00Y 202 117	4 014 468 066 955
8.0	80	120	7.2	B1	1	1	F 00Y 202 063	4 014 468 037 603
8.0	90	150	7.2	B1	1	1	F 00Y 265 144	3 165 140 462 150
8.0	200	250	7.2	B1	1	1	F 00Y 202 064	4 014 468 037 610
8.0	350	400	7.2	C	1	1	F 00Y 224 771	4 014 468 064 418
9.0	80	120	8.0	B1	1	1	F 00Y 202 065	4 014 468 037 627
10.0	80	120	9.0	B1	1	1	F 00Y 202 066	4 014 468 037 634
10.0	90	150	9.0	B1	1	1	F 00Y 265 145	3 165 140 462 167
10.0	200	250	9.0	B1	1	1	F 00Y 202 067	4 014 468 037 641
10.0	350	400	9.0	C	1	1	F 00Y 266 193	3 165 140 693 387
11.0	90	150	10.0	B1	1	1	F 00Y 202 068	4 014 468 037 658
12.0	90	150	10.0	B1	1	1	F 00Y 202 069	4 014 468 037 665
12.0	200	250	10.0	B1	1	1	F 00Y 202 070	4 014 468 037 672
12.0	350	400	10.0	C	1	1	F 00Y 266 194	3 165 140 693 394
14.0	150	200	12.3	B1	1	1	F 00Y 266 195	3 165 140 693 400
14.0	200	250	12.3	B1	1	1	F 00Y 202 071	4 014 468 037 689
14.0	350	400	12.3	C	1	1	F 00Y 266 196	3 165 140 693 417
16.0	150	200	14.0	C	1	1	F 00Y 266 197	3 165 140 693 424
16.0	350	400	14.0	C	1	1	F 00Y 266 198	3 165 140 693 431
18.0	150	200	16.6	C	1	1	F 00Y 266 199	3 165 140 693 479
18.0	350	400	16.6	C	1	1	F 00Y 266 200	3 165 140 693 448
20.0	150	200	18.0	C	1	1	F 00Y 266 201	3 165 140 693 455
20.0	350	400	18.0	C	1	1	F 00Y 266 202	3 165 140 693 462

10-piece bulk pack

3.0	40	70	2.8	I	10	1	F 00Y 224 791	4 014 468 064 432
4.0	40	75	3.8	I	10	1	F 00Y 224 792	4 014 468 064 449
5.0	50	85	4.5	I	10	1	F 00Y 224 793	4 014 468 064 456
5.5	50	85	4.5	I	10	1	F 00Y 224 794	4 014 468 064 463
6.0	60	100	5.5	I	10	1	F 00Y 224 795	4 014 468 064 470
6.5	60	100	5.5	I	10	1	F 00Y 224 796	4 014 468 064 487
7.0	60	100	6.5	I	10	1	F 00Y 224 797	4 014 468 064 494
8.0	80	120	7.2	I	10	1	F 00Y 224 798	4 014 468 064 500

Sets of MultiConstruction multi-purpose drill bits


Set contents diameter mm	Packaging type	Pack quantity	Minimum order quantity ¹	Part number	EAN code
--------------------------	----------------	---------------	-------------------------------------	-------------	----------

4-piece multi-purpose drill bit set "MultiConstruction" in plastic case


4.0	P	4	1	F 00Y 202 366	4 014 468 039 911
5.0					
6.0					
8.0					
5.5	P	4	1	F 00Y 224 772	4 014 468 064 425
6.0					
7.0					
8.0					


7-piece multi-purpose drill bit set "MultiConstruction" in metal case

4.0	N	7	1	F 00Y 202 367	4 014 468 039 935
5.0					
6.0					
6.0					
8.0					
10.0					
12.0					



Hawera impact and rotary drill bits:

SOFT CERAMICS

Ideal tile drill bit for all soft to medium density tiles



Sharp, diamond-ground tungsten carbide cutter

- > Precise drilling starts
- > Prevents the drill bit from "wandering"

Reinforced drilling head

- > Long lifetime

No cooling required

- > Clean and efficient working

Tile drill bits SoftCeramics

Recommended for working on:

Soft to medium density tiles, porcelain, ceramics and non-toughened glass


User instructions:

No cooling required. Use drill bit at low speeds and without impact.



Diameter D mm	Overall length L2 mm	Shank diameter mm	Packaging type	Pack quantity	Minimum order quantity ¹	Part number	3165140...
3.0	70	2.8	H	1	5	F 00Y 265 721	599337
4.0	70	3.3	H	1	5	F 00Y 265 722	599344
5.0	70	4.0	H	1	5	F 00Y 265 723	599351
5.5	70	4.0	H	1	5	F 00Y 265 724	599368
6.0	80	4.0	H	1	5	F 00Y 265 725	599375
6.5	80	5.0	H	1	5	F 00Y 265 726	599382
7.0	80	5.5	H	1	5	F 00Y 265 727	599399
8.0	80	5.5	H	1	5	F 00Y 265 728	599405
10.0	90	6.0	H	1	5	F 00Y 265 729	599412
12.0	90	8.0	H	1	5	F 00Y 265 730	599429
14.0	90	8.0	H	1	5	F 00Y 265 731	599436
16.0	90	8.0	H	1	5	F 00Y 265 732	599443


Hawera hammer drill bits:
POWERLSP PLUS

 3x longer life and precise drilling,
even in rebar

 known as **X5L**

5-cutter solid tungsten carbide head, diffusion bonding technology

> Shaped cutting edges for maximum destructive power, exceptionally long life and minimal wear > No jamming when rebar is hit

activeQ

> Active centring tip for active cutting in concrete

Long-life tungsten carbide with ultrafine grit

> long life/best resistance

Wear indicator

> The visibility of the wear indicator can be used as a guide for the placement of fixings

2 + 2 flute design

> Vibration-optimised flute design for maximum power transfer and speed

Hammer drill bits PowerLSPplus
Recommended for working on:

masonry, concrete and reinforced concrete

User instructions:

For use in rotary hammers with SDS-plus holder



Diameter D mm	Working length L1 mm	Overall length L2 mm	Packaging type	Pack quantity	Minimum order quantity ¹	Part number	EAN code
---------------	----------------------	----------------------	----------------	---------------	-------------------------------------	-------------	----------

5.0	50	110	A1	1	1	F 00Y 265 051	3 165 140 440 462
5.0	100	160	A1	1	1	F 00Y 265 052	3 165 140 440 479
5.0	150	210	A1	1	1	F 00Y 265 053	3 165 140 440 486
5.5	50	110	A1	1	1	F 00Y 265 054	3 165 140 440 493
5.5	100	160	A1	1	1	F 00Y 265 055	3 165 140 440 509
6.0	50	115	A1	1	1	F 00Y 265 056	3 165 140 440 516
6.0	100	165	A1	1	1	F 00Y 265 057	3 165 140 440 523
6.0	150	215	A1	1	1	F 00Y 265 058	3 165 140 440 530
6.0	200	265	A1	1	1	F 00Y 265 059	3 165 140 440 547
6.5	50	115	A1	1	1	F 00Y 265 060	3 165 140 440 554
6.5	100	165	A1	1	1	F 00Y 265 061	3 165 140 440 561
6.5	200	265	A1	1	1	F 00Y 265 063	3 165 140 440 585
6.5	250	315	A1	1	1	F 00Y 265 749	3 165 140 604 826

 Pack quantity
(Pieces per pack)

 ¹ Minimum order quantity. The minimum order quantity is a fixed quantity of packs.
Orders are carried out only in multiples of the minimum order quantity.

Hammer drill bits PowerLSPplus

Diameter D mm	Working length L1 mm	Overall length L2 mm	Packaging type	Pack quantity	Minimum order quantity ¹	Part number	EAN code
---------------	----------------------	----------------------	----------------	---------------	-------------------------------------	-------------	----------

7.0	50	115	A1	1	1	F 00Y 265 064	3 165 140 440 592
7.0	100	165	A1	1	1	F 00Y 265 065	3 165 140 440 608
7.0	150	215	A1	1	1	F 00Y 265 255	3 165 140 522 427
8.0	50	115	A1	1	1	F 00Y 265 066	3 165 140 440 615
8.0	100	165	A1	1	1	F 00Y 265 067	3 165 140 440 622
8.0	150	215	A1	1	1	F 00Y 265 068	3 165 140 440 639
8.0	200	265	A1	1	1	F 00Y 265 069	3 165 140 440 646
8.0	250	315	A1	1	1	F 00Y 265 750	3 165 140 604 833
8.0	300	365	A1	1	1	F 00Y 265 070	3 165 140 440 653
8.0	400	465	A1	1	1	F 00Y 265 071	3 165 140 440 660
10.0	50	115	A1	1	1	F 00Y 265 072	3 165 140 440 677
10.0	100	165	A1	1	1	F 00Y 265 073	3 165 140 440 684
10.0	150	215	A1	1	1	F 00Y 265 074	3 165 140 440 691
10.0	200	265	A1	1	1	F 00Y 265 075	3 165 140 440 707
10.0	250	315	A1	1	1	F 00Y 265 751	3 165 140 604 840
10.0	300	365	A1	1	1	F 00Y 265 076	3 165 140 440 714
10.0	400	465	A1	1	1	F 00Y 265 077	3 165 140 440 721
12.0	100	165	A1	1	1	F 00Y 265 078	3 165 140 440 738
12.0	150	215	A1	1	1	F 00Y 265 079	3 165 140 440 745
12.0	200	265	A1	1	1	F 00Y 265 080	3 165 140 440 752
12.0	300	365	A1	1	1	F 00Y 265 081	3 165 140 440 769
12.0	400	465	A1	1	1	F 00Y 265 082	3 165 140 440 776
14.0	100	165	A1	1	1	F 00Y 265 343	3 165 140 538 480
14.0	150	215	A1	1	1	F 00Y 265 344	3 165 140 538 497
14.0	200	265	A1	1	1	F 00Y 265 345	3 165 140 538 503
14.0	300	365	A1	1	1	F 00Y 265 346	3 165 140 538 510
14.0	400	465	A1	1	1	F 00Y 265 347	3 165 140 538 527
15.0	100	165	A1	1	1	F 00Y 265 756	3 165 140 605 656
15.0	200	265	A1	1	1	F 00Y 265 757	3 165 140 605 663
16.0	150	215	A1	1	1	F 00Y 265 758	3 165 140 605 670
16.0	200	265	A1	1	1	F 00Y 265 759	3 165 140 605 687
16.0	400	465	A1	1	1	F 00Y 265 760	3 165 140 605 694
18.0	200	250	E	1	1	F 00Y 265 403	3 165 140 566 780
18.0	400	450	E	1	1	F 00Y 265 404	3 165 140 566 797
20.0	200	250	E	1	1	F 00Y 265 405	3 165 140 566 803
20.0	400	450	E	1	1	F 00Y 265 406	3 165 140 566 810
22.0	200	250	E	1	1	F 00Y 265 407	3 165 140 566 827
22.0	400	450	E	1	1	F 00Y 265 408	3 165 140 566 834
24.0	400	450	E	1	1	F 00Y 265 409	3 165 140 566 841
25.0	400	450	E	1	1	F 00Y 265 410	3 165 140 566 858
28.0	400	450	E	1	1	F 00Y 265 411	3 165 140 566 865
30.0	400	450	E	1	1	F 00Y 265 412	3 165 140 566 872



Hammer drill bits PowerLSPplus

Diameter D mm	Working length L1 mm	Overall length L2 mm	Packaging type	Pack quantity	Minimum order quantity ¹	Part number	EAN code
---------------	----------------------	----------------------	----------------	---------------	-------------------------------------	-------------	----------

10-piece bulk pack

5.0	50	110	E	10	1	F 00Y 265 083	3 165 140 440 783
5.0	100	160	E	10	1	F 00Y 265 084	3 165 140 440 790
5.5	100	160	E	10	1	F 00Y 265 085	3 165 140 440 806
6.0	50	115	E	10	1	F 00Y 265 086	3 165 140 440 813
6.0	100	165	E	10	1	F 00Y 265 087	3 165 140 440 820
6.0	150	215	E	10	1	F 00Y 265 088	3 165 140 440 837
6.5	100	165	E	10	1	F 00Y 265 089	3 165 140 440 844
6.5	200	265	E	10	1	F 00Y 265 256	3 165 140 522 434
6.5	250	315	E	10	1	F 00Y 265 752	3 165 140 604 857
7.0	100	165	E	10	1	F 00Y 265 257	3 165 140 522 441
7.0	150	215	E	10	1	F 00Y 265 258	3 165 140 522 458
8.0	50	115	E	10	1	F 00Y 265 090	3 165 140 440 851
8.0	100	165	E	10	1	F 00Y 265 091	3 165 140 440 868
8.0	150	215	E	10	1	F 00Y 265 092	3 165 140 440 875
8.0	200	265	E	10	1	F 00Y 265 753	3 165 140 604 864
8.0	250	315	E	10	1	F 00Y 265 754	3 165 140 604 871
10.0	100	165	E	10	1	F 00Y 265 093	3 165 140 440 882
10.0	150	215	E	10	1	F 00Y 265 094	3 165 140 440 899
10.0	200	265	E	10	1	F 00Y 265 095	3 165 140 440 905
10.0	250	315	E	10	1	F 00Y 265 755	3 165 140 604 888
12.0	100	165	E	10	1	F 00Y 265 096	3 165 140 440 912
12.0	150	215	E	10	1	F 00Y 265 097	3 165 140 440 929

30-piece bulk pack

5.0	50	110	E	30	1	F 00Y 265 351	3 165 140 553 889
5.0	100	160	E	30	1	F 00Y 265 352	3 165 140 553 896
6.0	50	115	E	30	1	F 00Y 265 353	3 165 140 553 902
6.0	100	165	E	30	1	F 00Y 265 354	3 165 140 553 919
8.0	100	165	E	30	1	F 00Y 265 355	3 165 140 553 926
8.0	150	215	E	30	1	F 00Y 265 356	3 165 140 553 933
10.0	100	165	E	30	1	F 00Y 265 357	3 165 140 553 940
10.0	150	215	E	30	1	F 00Y 265 358	3 165 140 553 957
10.0	200	265	E	30	1	F 00Y 265 359	3 165 140 553 964

25-piece bulk pack

12.0	100	165	E	25	1	F 00Y 265 360	3 165 140 553 971
12.0	150	215	E	25	1	F 00Y 265 361	3 165 140 553 988



Sets – hammer drill bits PowerLSPplus



Set contents diameter mm	Working length(s) mm	Overall length(s) mm	Packaging type	Pack quantity	Minimum order quantity ¹	Part number	EAN code
--------------------------	----------------------	----------------------	----------------	---------------	-------------------------------------	-------------	----------

5-piece hammer drill bit set "PowerLSPplus" in PowerBox

5.0	50	110	P	5	1	F 00Y 265 101	3 165 140 440 967
6.0	50	115					
6.0	100	165					
8.0	100	165					
10.0	100	165					

Pack quantity (Pieces per pack)

¹ Minimum order quantity. The minimum order quantity is a fixed quantity of packs. Orders are carried out only in multiples of the minimum order quantity.


Hawera hammer drill bits:

POWERLSPLUS

User-friendly drilling without annoying clogging and jamming



New generation **S4L**


2-cutter, AWB brazing and hardening

> Diameter-optimised brazing and hardening technology for increased drill bit robustness and reduced vibration during drilling

activeQ*

> Active centring tip for active cutting in concrete

Toothed tungsten carbide

> Ensures the drilling dust goes directly into the flute, preventing clogging of the drill hole at the bottom

Long-life tungsten carbide

> long life/high resistance

Wear indicator

> The visibility of the wear indicator can be used as a guide for the placement of fixings

4-flute turbo design

> Patented 4-flute design for efficient drilling dust removal

*Diameter ≤ 10 mm

Hammer drill bits PowerLSplus

Recommended for working on:

masonry and concrete

User instructions:

For use in rotary hammers with SDS-plus holder



Diameter D mm	Working length L1 mm	Overall length L2 mm	Packaging type	Pack quantity	Minimum order quantity ¹	Part number	EAN code
---------------	----------------------	----------------------	----------------	---------------	-------------------------------------	-------------	----------

3.0	50	100	A1	1	1	F 00Y 266 000	3 165 140 654 982
3.0	100	160	A1	1	1	F 00Y 266 001	3 165 140 654 999
3.5	50	110	A1	1	1	F 00Y 211 875	4 014 468 045 622
3.5	100	160	A1	1	1	F 00Y 212 237	4 014 468 046 353
4.0	50	115	A1	1	1	F 00Y 101 470	4 014 468 004 902
4.0	100	165	A1	1	1	F 00Y 143 186	4 014 468 023 750
5.0	50	115	A1	1	1	F 00Y 101 471	4 014 468 003 745
5.0	100	165	A1	1	1	F 00Y 101 472	4 014 468 003 967
5.0	150	215	A1	1	1	F 00Y 139 806	4 014 468 019 418
5.0	200	265	A1	1	1	F 00Y 265 161	3 165 140 483 681
5.0	250	315	A1	1	1	F 00Y 205 437	4 014 468 042 423
5.0	400	465	A1	1	1	F 00Y 265 162	3 165 140 483 698
5.5	50	115	A1	1	1	F 00Y 101 473	4 014 468 004 919


Pack quantity
(Pieces per pack)

¹ Minimum order quantity. The minimum order quantity is a fixed quantity of packs. Orders are carried out only in multiples of the minimum order quantity.

Hammer drill bits PowerLSplus

Diameter D mm	Working length L ₁ mm	Overall length L ₂ mm	Packaging type	Pack quantity	Minimum order quantity ¹	Part number	EAN code
---------------	----------------------------------	----------------------------------	----------------	---------------	-------------------------------------	-------------	----------

5.5	100	165	A1	1	1	F 00Y 101 498	4 014 468 004 926
5.5	150	210	A1	1	1	F 00Y 203 262	4 014 468 040 344
5.5	200	265	A1	1	1	F 00Y 203 263	4 014 468 040 351
5.5	250	315	A1	1	1	F 00Y 210 133	4 014 468 045 035
5.5	400	465	A1	1	1	F 00Y 210 134	4 014 468 045 042
6.0	50	115	A1	1	1	F 00Y 101 474	4 014 468 003 769
6.0	100	165	A1	1	1	F 00Y 101 475	4 014 468 003 776
6.0	150	215	A1	1	1	F 00Y 136 246	4 014 468 004 933
6.0	200	265	A1	1	1	F 00Y 138 337	4 014 468 004 940
6.0	250	315	A1	1	1	F 00Y 265 163	3 165 140 483 704
6.0	400	465	A1	1	1	F 00Y 141 939	4 014 468 021 831
6.5	50	115	A1	1	1	F 00Y 101 476	4 014 468 004 957
6.5	100	165	A1	1	1	F 00Y 101 477	4 014 468 004 964
6.5	150	210	A1	1	1	F 00Y 202 868	4 014 468 040 276
6.5	200	265	A1	1	1	F 00Y 143 132	4 014 468 023 590
6.5	250	315	A1	1	1	F 00Y 143 134	4 014 468 042 324
6.5	400	465	A1	1	1	F 00Y 266 029	3 165 140 655 279
7.0	50	115	A1	1	1	F 00Y 101 478	4 014 468 004 971
7.0	100	165	A1	1	1	F 00Y 101 479	4 014 468 004 988
7.0	150	215	A1	1	1	F 00Y 101 487	4 014 468 042 331
7.0	200	265	A1	1	1	F 00Y 266 033	3 165 140 655 316
7.0	250	315	A1	1	1	F 00Y 266 034	3 165 140 655 323
7.0	400	465	A1	1	1	F 00Y 266 035	3 165 140 655 330
8.0	50	115	A1	1	1	F 00Y 101 480	4 014 468 004 995
8.0	100	165	A1	1	1	F 00Y 101 481	4 014 468 003 783
8.0	150	215	A1	1	1	F 00Y 101 482	4 014 468 003 790
8.0	200	265	A1	1	1	F 00Y 104 620	4 014 468 005 008
8.0	250	315	A1	1	1	F 00Y 144 273	4 014 468 028 687
8.0	400	465	A1	1	1	F 00Y 138 338	4 014 468 005 015
8.0	550	615	A1	1	1	F 00Y 141 941	4 014 468 021 848
8.5	100	165	A1	1	1	F 00Y 265 164	3 165 140 483 711
8.5	150	215	A1	1	1	F 00Y 265 165	3 165 140 483 728
8.5	200	265	A1	1	1	F 00Y 266 045	3 165 140 655 439
9.0	100	165	A1	1	1	F 00Y 104 303	4 014 468 005 022
9.0	150	215	A1	1	1	F 00Y 101 483	4 014 468 005 039
9.0	200	265	A1	1	1	F 00Y 266 048	3 165 140 655 460
10.0	50	115	A1	1	1	F 00Y 101 484	4 014 468 005 053
10.0	100	165	A1	1	1	F 00Y 101 485	4 014 468 003 806
10.0	150	215	A1	1	1	F 00Y 104 621	4 014 468 003 813
10.0	200	265	A1	1	1	F 00Y 101 486	4 014 468 005 060
10.0	250	315	A1	1	1	F 00Y 104 635	4 014 468 003 820
10.0	400	465	A1	1	1	F 00Y 104 623	4 014 468 005 084
10.0	550	615	A1	1	1	F 00Y 132 430	4 014 468 017 735
10.0	950	1005	A1	1	1	F 00Y 141 943	4 014 468 021 855
11.0	100	165	A1	1	1	F 00Y 101 488	4 014 468 005 091
11.0	150	215	A1	1	1	F 00Y 133 995	4 014 468 005 107
11.0	200	265	A1	1	1	F 00Y 101 489	4 014 468 005 114
12.0	100	165	A1	1	1	F 00Y 101 490	4 014 468 003 837
12.0	150	215	A1	1	1	F 00Y 104 624	4 014 468 003 844
12.0	200	265	A1	1	1	F 00Y 101 491	4 014 468 003 851
12.0	250	315	A1	1	1	F 00Y 137 931	4 014 468 005 121
12.0	400	465	A1	1	1	F 00Y 104 633	4 014 468 003 868
12.0	550	615	A1	1	1	F 00Y 104 271	4 014 468 003 875
12.0	950	1005	A1	1	1	F 00Y 138 071	4 014 468 017 742




Pack quantity
 (Pieces per pack)

¹ Minimum order quantity. The minimum order quantity is a fixed quantity of packs.
 Orders are carried out only in multiples of the minimum order quantity.

Hammer drill bits PowerLSplus

Diameter D mm	Working length L1 mm	Overall length L2 mm	Packaging type	Pack quantity	Minimum order quantity ¹	Part number	EAN code
---------------	----------------------	----------------------	----------------	---------------	-------------------------------------	-------------	----------

13.0	100	165	A1	1	1	F 00Y 101 492	4 014 468 005 145
13.0	150	215	A1	1	1	F 00Y 133 996	4 014 468 005 152
13.0	200	265	A1	1	1	F 00Y 138 340	4 014 468 005 169
14.0	100	165	A1	1	1	F 00Y 101 494	4 014 468 005 176
14.0	150	215	A1	1	1	F 00Y 104 625	4 014 468 003 882
14.0	200	265	A1	1	1	F 00Y 101 495	4 014 468 005 183
14.0	250	315	A1	1	1	F 00Y 104 626	4 014 468 003 899
14.0	400	465	A1	1	1	F 00Y 104 300	4 014 468 005 190
14.0	550	615	A1	1	1	F 00Y 104 272	4 014 468 005 220
14.0	950	1005	A1	1	1	F 00Y 138 072	4 014 468 017 759
15.0	100	165	A1	1	1	F 00Y 101 496	4 014 468 005 206
15.0	200	265	A1	1	1	F 00Y 101 497	4 014 468 005 213
15.0	400	465	A1	1	1	F 00Y 104 627	4 014 468 021 664
16.0	150	215	A1	1	1	F 00Y 104 294	4 014 468 003 905
16.0	200	265	A1	1	1	F 00Y 138 341	4 014 468 005 244
16.0	250	315	A1	1	1	F 00Y 205 436	4 014 468 042 416
16.0	400	465	A1	1	1	F 00Y 104 629	4 014 468 003 912
16.0	550	615	A1	1	1	F 00Y 104 276	4 014 468 003 929
16.0	950	1005	A1	1	1	F 00Y 138 073	4 014 468 017 766
17.0	150	215	A1	1	1	F 00Y 137 235	4 014 468 021 657
17.0	250	315	A1	1	1	F 00Y 140 975	4 014 468 029 769
17.0	400	465	A1	1	1	F 00Y 222 485	3 165 140 525 664
18.0	150	200	A1	1	1	F 00Y 104 279	4 014 468 003 936
18.0	250	300	A1	1	1	F 00Y 104 305	4 014 468 003 622
18.0	400	450	A1	1	1	F 00Y 104 630	4 014 468 005 275
18.0	550	600	A1	1	1	F 00Y 138 552	4 014 468 013 645
18.0	950	1000	A1	1	1	F 00Y 138 074	4 014 468 017 773
19.0	150	200	A1	1	1	F 00Y 104 280	4 014 468 005 282
19.0	300	250	A1	1	1	F 00Y 140 976	4 014 468 044 922
19.0	400	450	A1	1	1	F 00Y 104 631	4 014 468 021 688
20.0	150	200	A1	1	1	F 00Y 104 282	4 014 468 003 639
20.0	250	300	A1	1	1	F 00Y 104 632	4 014 468 005 299
20.0	400	450	A1	1	1	F 00Y 104 634	4 014 468 003 646
20.0	550	600	A1	1	1	F 00Y 104 304	4 014 468 005 305
20.0	950	1000	A1	1	1	F 00Y 138 075	4 014 468 017 780
22.0	200	250	A1	1	1	F 00Y 104 284	4 014 468 003 653
22.0	400	450	A1	1	1	F 00Y 104 285	4 014 468 003 660
22.0	550	600	A1	1	1	F 00Y 138 555	4 014 468 013 652
22.0	950	1000	A1	1	1	F 00Y 138 076	4 014 468 017 797
24.0	200	250	A1	1	1	F 00Y 104 288	4 014 468 005 329
24.0	400	450	A1	1	1	F 00Y 104 289	4 014 468 005 336
25.0	200	250	A1	1	1	F 00Y 104 290	4 014 468 005 343
25.0	400	450	A1	1	1	F 00Y 104 291	4 014 468 005 350
25.0	550	600	A1	1	1	F 00Y 266 109	3 165 140 656 078
25.0	950	1000	A1	1	1	F 00Y 144 000	4 014 468 026 065
26.0	200	250	A1	1	1	F 00Y 104 292	4 014 468 021 862
26.0	400	450	A1	1	1	F 00Y 104 293	4 014 468 005 367



10-piece bulk pack

3.5	50	110	E	10	1	F 00Y 211 870	4 014 468 045 578
3.5	100	160	E	10	1	F 00Y 212 239	4 014 468 046 360
4.0	50	115	E	10	1	F 00Y 136 980	4 014 468 044 854
4.0	100	165	E	10	1	F 00Y 211 871	4 014 468 045 585

 Pack quantity
(Pieces per pack)

 ¹ Minimum order quantity. The minimum order quantity is a fixed quantity of packs.
Orders are carried out only in multiples of the minimum order quantity.


Hammer drill bits PowerLSplus

Diameter D mm	Working length L1 mm	Overall length L2 mm	Packaging type	Pack quantity	Minimum order quantity ¹	Part number	EAN code
---------------	----------------------	----------------------	----------------	---------------	-------------------------------------	-------------	----------

10-piece bulk pack

5.0	50	115	E	10	1	F 00Y 136 979	4 014 468 013 102
5.0	100	165	E	10	1	F 00Y 138 473	4 014 468 013 621
5.5	100	165	E	10	1	F 00Y 265 167	3 165 140 483 742
6.0	50	115	E	10	1	F 00Y 136 981	4 014 468 013 126
6.0	100	165	E	10	1	F 00Y 136 982	4 014 468 013 133
6.0	150	215	E	10	1	F 00Y 142 679	4 014 468 023 217
6.5	100	165	E	10	1	F 00Y 211 873	4 014 468 045 608
6.5	150	215	E	10	1	F 00Y 211 874	4 014 468 045 615
6.5	200	265	E	10	1	F 00Y 265 168	3 165 140 483 759
7.0	100	165	E	10	1	F 00Y 137 806	4 014 468 013 348
7.0	150	215	E	10	1	F 00Y 266 128	3 165 140 656 269
8.0	100	165	E	10	1	F 00Y 136 984	4 014 468 013 157
8.0	150	215	E	10	1	F 00Y 136 985	4 014 468 013 164
8.0	200	265	E	10	1	F 00Y 142 680	4 014 468 023 392
10.0	100	165	E	10	1	F 00Y 136 986	4 014 468 013 171
10.0	150	215	E	10	1	F 00Y 136 987	4 014 468 013 188
10.0	200	265	E	10	1	F 00Y 142 681	4 014 468 023 408
12.0	100	165	E	10	1	F 00Y 136 988	4 014 468 013 195
12.0	150	215	E	10	1	F 00Y 136 989	4 014 468 013 201
12.0	200	265	E	10	1	F 00Y 142 682	4 014 468 023 415

Sets – Hammer drill bits PowerLSplus

Set contents diameter mm	Working length(s) mm	Overall length(s) mm	Packaging type	Pack quantity	Minimum order quantity ¹	Part number	EAN code
--------------------------	----------------------	----------------------	----------------	---------------	-------------------------------------	-------------	----------

5-piece hammer drill bit set "PowerLSplus" in PowerBox



5.0	50	115	P	5	1	F 00Y 266 203	3 165 140 709 569
6.0	50	115					
6.0	100	165					
8.0	100	165					
10.0	100	165					
5.5	100	165	P	5	1	F 00Y 266 204	3 165 140 709 576
6.0	100	165					
7.0	100	165					
8.0	100	165					
10.0	100	165					
6.0	100	165	P	5	1	F 00Y 266 205	3 165 140 709 583
6.0	100	165					
8.0	100	165					
8.0	100	165					
10.0	100	165					

Pack quantity
(Pieces per pack)

¹ Minimum order quantity. The minimum order quantity is a fixed quantity of packs.
Orders are carried out only in multiples of the minimum order quantity.



Hawera rebar cutter:

REBAR CUTTER

Specially designed for drilling into rebar



Tungsten carbide teeth:

> Specially shaped and firmly anchored tungsten carbide tooth for maximum drilling speed

Long-life tungsten carbide:

> long life/high resistance

Ventilation hole:

> dissipates heat and allows the removal of metal chips

Unique flute design:

> steep flute allows optimal removal of drilling dust and provides longer life

2 + 2 flute design:

> Vibration-optimised flute design for maximum power transfer and speed

RebarCutter SDS-plus

Recommended for working on:


Rebar in concrete

User instructions:

For non-impact use in rotary hammers with SDS-plus holder.

Only cut through rebar with the permission of the architect.

Only use the Rebar Cutter without impact.



Diameter D mm	Working length L1 mm	Overall length L2 mm	Packaging type	Pack quantity	Minimum order quantity ¹	Part number	EAN code
16	120	300	E	1	1	F 00Y 265 618	3 165 140 576 604
18	120	300	E	1	1	F 00Y 265 619	3 165 140 576 611
20	120	300	E	1	1	F 00Y 265 620	3 165 140 576 628
22	120	300	E	1	1	F 00Y 265 621	3 165 140 576 635
25	120	300	E	1	1	F 00Y 265 622	3 165 140 576 642
28	120	300	E	1	1	F 00Y 265 623	3 165 140 576 659
32	120	300	E	1	1	F 00Y 265 624	3 165 140 576 666



Hawera core cutters:

CORE CUTTER PLUS

For switch sockets

**Long
life**



Asymmetric tungsten carbide teeth:

> The number of cutting edges is adapted to the diameter

Long-life tungsten carbide with ultrafine grit:

> long life/best resistance

Impact core cutters CoreCutterplus

Recommended for working on:

Concrete, masonry and limestone

User instructions:

For use in rotary hammers with SDS-plus or hex shank

Diameter mm	Working length mm	Overall length mm	Number of teeth	Packaging type	Pack quantity	Minimum order quantity ¹	Part number	EAN code
-------------	-------------------	-------------------	-----------------	----------------	---------------	-------------------------------------	-------------	----------

Individual cutters, without pilot drill bit and shank

25	55	72	4	G	1	1	F 00Y 124 563	4 014 468 006 128
30	55	72	6	G	1	1	F 00Y 124 564	4 014 468 006 135
35	55	72	6	G	1	1	F 00Y 124 565	4 014 468 006 142
40	55	72	6	G	1	1	F 00Y 124 566	4 014 468 006 159
50	55	72	6	G	1	1	F 00Y 124 567	4 014 468 006 166
68	55	72	6	G	1	1	F 00Y 124 568	4 014 468 006 173
82	55	72	6	G	1	1	F 00Y 124 569	4 014 468 006 180
90	55	72	6	G	1	1	F 00Y 124 570	4 014 468 006 197
100	55	72	6	G	1	1	F 00Y 124 571	4 014 468 006 203
112	55	72	6	G	1	1	F 00Y 124 572	4 014 468 006 210



Impact core cutters CoreCutterplus, complete



Diameter mm	Mount for machine side	Packaging type	Pack quantity	Minimum order quantity ¹	Part number	EAN code
-------------	------------------------	----------------	---------------	-------------------------------------	-------------	----------

Complete cutters, with pilot drill bit and shank

68	Hexagon WAF 11	E	1	1	F 00Y 141 315	4 014 468 020 322
82	Hexagon WAF 11	E	1	1	F 00Y 141 316	4 014 468 020 339
68	SDS-plus	E	1	1	F 00Y 141 317	4 014 468 020 346
82	SDS-plus	E	1	1	F 00Y 141 318	4 014 468 020 353

Accessories – Impact core cutters CoreCutterplus

Mount for machine side	Diameter mm	Overall length mm	Packaging type	Pack quantity	Minimum order quantity ¹	Part number	EAN code
------------------------	-------------	-------------------	----------------	---------------	-------------------------------------	-------------	----------

Hexagon WAF 11 mm shanks without pilot drill bit



Hexagon WAF 11	-	78	L	1	1	F 00Y 142 455	4 014 468 023 224
Hexagon WAF 11	-	220	L	1	1	F 00Y 142 456	4 014 468 023 231
SDS-plus	-	105	L	1	1	F 00Y 142 459	4 014 468 023 262
Hexagon WAF 11	-	370	L	1	1	F 00Y 142 457	4 014 468 023 248
SDS-plus	-	220	L	1	1	F 00Y 142 460	4 014 468 023 279
SDS-plus	-	370	L	1	1	F 00Y 142 461	4 014 468 023 286

SDS-plus shanks with pilot drill bit, one-piece



SDS-plus	-	175	C	1	1	F 00Y 224 407	4 014 468 064 197
SDS-plus	-	340	C	1	1	F 00Y 224 408	4 014 468 064 203
SDS-plus	-	440	C	1	1	F 00Y 224 409	4 014 468 064 210

Pilot drill bit with diameter of 8 mm for shank



-	8	120	G	1	1	F 00Y 142 462	4 014 468 023 293
---	---	-----	---	---	---	---------------	-------------------



Hawera hammer drill bits:

POWERLSPMAX

Highest drilling speed



known as **SPEEDX**



Solid tungsten carbide 5-cutter

> Extremely robust and aggressive solid tungsten carbide S-cutter and inclined side cutters for aggressive drilling rates

activeQ

> Active centring tip for active cutting in concrete and reinforced concrete

Long-life tungsten carbide with ultrafine grit

> long life/best resistance

Wear indicator

> The visibility of the wear indicator can be used as a guide for the placement of fixings

2 + 2 flute design

> Vibration-optimised flute design for maximum power transfer and speed

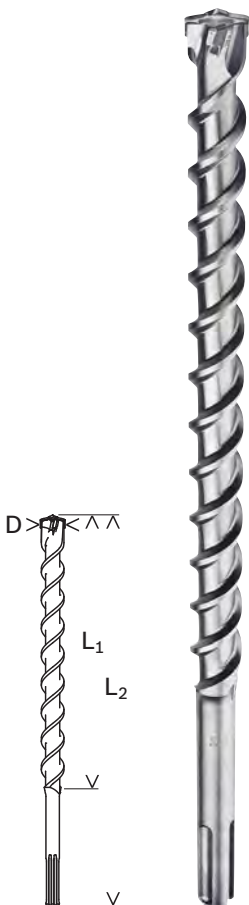
Hammer drill bits PowerLSPmax

Recommended for working on:

Concrete and reinforced concrete, masonry and limestone

User instructions:

For use in rotary hammers with SDS-max holder; * 12 to 15 mm diameter are two-cutters. Working lengths of 200, 400, 600, 800 and 1200 mm. Re-closable tradesman packaging



Diameter D mm	Working length L1 mm	Overall length L2 mm	Packaging type	Pack quantity	Minimum order quantity ¹	Part number	EAN code
12.0	200	340	E	1	1	F 00Y 265 422*	3 165 140 566 971
12.0	400	540	E	1	1	F 00Y 265 423*	3 165 140 566 988
12.0	600	740	E	1	1	F 00Y 265 424*	3 165 140 566 995
12.0	800	940	E	1	1	F 00Y 265 425*	3 165 140 567 008
14.0	200	340	E	1	1	F 00Y 265 428*	3 165 140 567 039
14.0	400	540	E	1	1	F 00Y 265 429*	3 165 140 567 046
14.0	600	740	E	1	1	F 00Y 265 430*	3 165 140 567 053
14.0	800	940	E	1	1	F 00Y 265 431*	3 165 140 567 060
15.0	200	340	E	1	1	F 00Y 265 433*	3 165 140 567 084
15.0	400	450	E	1	1	F 00Y 265 434*	3 165 140 567 091

* Two-cutter

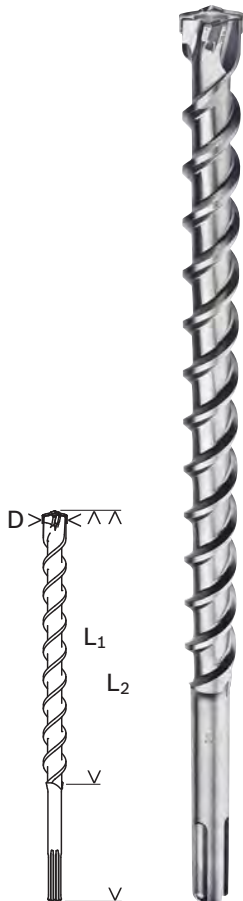
●●● Pack quantity (Pieces per pack)

☐☐☐☐¹ Minimum order quantity. The minimum order quantity is a fixed quantity of packs. Orders are carried out only in multiples of the minimum order quantity.

Hammer drill bits PowerLSPmax

Diameter D mm	Working length L1 mm	Overall length L2 mm	Packaging type	Pack quantity	Minimum order quantity ¹	Part number	EAN code
---------------	----------------------	----------------------	----------------	---------------	-------------------------------------	-------------	----------

16.0	200	340	E	1	1	F 00Y 265 435	3 165 140 567 107
16.0	400	540	E	1	1	F 00Y 265 436	3 165 140 567 114
16.0	600	740	E	1	1	F 00Y 265 437	3 165 140 567 121
16.0	800	940	E	1	1	F 00Y 265 438	3 165 140 567 138
16.0	1200	1340	E	1	1	F 00Y 265 439	3 165 140 567 145
17.0	200	340	E	1	1	F 00Y 265 440	3 165 140 567 152
17.0	400	540	E	1	1	F 00Y 265 441	3 165 140 567 169
18.0	200	340	E	1	1	F 00Y 265 442	3 165 140 567 176
18.0	400	540	E	1	1	F 00Y 265 443	3 165 140 567 183
18.0	600	740	E	1	1	F 00Y 265 444	3 165 140 567 190
18.0	800	940	E	1	1	F 00Y 265 445	3 165 140 567 206
18.0	1200	1340	E	1	1	F 00Y 265 446	3 165 140 567 213
19.0	200	320	E	1	1	F 00Y 265 447	3 165 140 567 220
19.0	400	520	E	1	1	F 00Y 265 448	3 165 140 567 237
20.0	200	320	E	1	1	F 00Y 265 449	3 165 140 567 244
20.0	400	520	E	1	1	F 00Y 265 450	3 165 140 567 251
20.0	600	720	E	1	1	F 00Y 265 451	3 165 140 567 268
20.0	800	920	E	1	1	F 00Y 265 452	3 165 140 567 275
20.0	1200	1320	E	1	1	F 00Y 265 453	3 165 140 567 282
22.0	200	320	E	1	1	F 00Y 265 454	3 165 140 567 299
22.0	400	520	E	1	1	F 00Y 265 455	3 165 140 567 305
22.0	600	720	E	1	1	F 00Y 265 456	3 165 140 567 312
22.0	800	920	E	1	1	F 00Y 265 457	3 165 140 567 329
22.0	1200	1320	E	1	1	F 00Y 265 458	3 165 140 567 336
24.0	200	320	E	1	1	F 00Y 265 459	3 165 140 567 343
24.0	400	520	E	1	1	F 00Y 265 460	3 165 140 567 350
25.0	200	320	E	1	1	F 00Y 265 461	3 165 140 567 367
25.0	400	520	E	1	1	F 00Y 265 462	3 165 140 567 374
25.0	600	720	E	1	1	F 00Y 265 463	3 165 140 567 381
25.0	800	920	E	1	1	F 00Y 265 464	3 165 140 567 398
25.0	1200	1320	E	1	1	F 00Y 265 465	3 165 140 567 404
26.0	200	320	E	1	1	F 00Y 265 466	3 165 140 567 411
26.0	400	520	E	1	1	F 00Y 265 467	3 165 140 567 428
28.0	200	320	E	1	1	F 00Y 265 468	3 165 140 567 435
28.0	400	520	E	1	1	F 00Y 265 469	3 165 140 567 442
28.0	600	720	E	1	1	F 00Y 265 470	3 165 140 567 459
28.0	800	920	E	1	1	F 00Y 265 471	3 165 140 567 466
28.0	1200	1320	E	1	1	F 00Y 265 472	3 165 140 567 473
30.0	200	320	E	1	1	F 00Y 265 473	3 165 140 567 480
30.0	400	520	E	1	1	F 00Y 265 474	3 165 140 567 497
32.0	200	320	E	1	1	F 00Y 265 475	3 165 140 567 503
32.0	400	520	E	1	1	F 00Y 265 476	3 165 140 567 510
32.0	600	720	E	1	1	F 00Y 265 477	3 165 140 567 527
32.0	800	920	E	1	1	F 00Y 265 478	3 165 140 567 534
32.0	1200	1320	E	1	1	F 00Y 265 479	3 165 140 567 541
35.0	400	520	E	1	1	F 00Y 265 480	3 165 140 567 558
35.0	600	720	E	1	1	F 00Y 265 481	3 165 140 567 565
35.0	800	920	E	1	1	F 00Y 265 482	3 165 140 567 572
35.0	1200	1320	E	1	1	F 00Y 265 483	3 165 140 567 589
38.0	400	520	E	1	1	F 00Y 265 484	3 165 140 567 596
38.0	600	720	E	1	1	F 00Y 265 485	3 165 140 567 602
40.0	400	520	E	1	1	F 00Y 265 486	3 165 140 567 619
40.0	600	720	E	1	1	F 00Y 265 487	3 165 140 567 626
40.0	800	920	E	1	1	F 00Y 265 488	3 165 140 567 633
40.0	1200	1320	E	1	1	F 00Y 265 489	3 165 140 567 640
45.0	400	520	E	1	1	F 00Y 265 490	3 165 140 567 657
52.0	400	520	E	1	1	F 00Y 265 491	3 165 140 567 664



Pack quantity
 (Pieces per pack)

¹ Minimum order quantity. The minimum order quantity is a fixed quantity of packs.
 Orders are carried out only in multiples of the minimum order quantity.






Hawera hammer drill bits:

BREAKTHROUGH

For large holes



3 cutter, vacuum brazing and hardening:

> for fast breakthrough and high removal rates by large bit bodies

Long-life tungsten carbide with ultrafine grit:

> long life/best resistance

Long shank:

> for breakthrough drilling

2 spiral U-shape:

> standard lifetime/good drilling dust removal

BreakThrough drill bits, SDS-max

Recommended for breakthroughs with large diameters (45 - 80 mm) in:

Concrete, masonry, limestone, e.g. for external cable and pipe connections

User instructions:

Use only breakthrough drill bits in suitable hammer classes, due to the risk of overload. Observe the operating instructions for the rotary hammer.

One-piece tool, bell-shaped head with asymmetrically positioned tungsten carbide pins and tungsten carbide centre cutter. Large-volume spiral flute, tapered shank.



Diameter D mm	Working length L1 mm	Overall length L2 mm	Packaging type	Pack quantity	Minimum order quantity ¹	Part number	EAN code
---------------	----------------------	----------------------	----------------	---------------	-------------------------------------	-------------	----------

One-piece tool with tapered shank, shot-blasted and dry-coated

45	450	590	D	1	1	F 00Y 139 693	4 014 468 019 159
45	850	990	D	1	1	F 00Y 139 694	4 014 468 019 166
55	450	590	D	1	1	F 00Y 139 695	4 014 468 019 173
55	850	990	D	1	1	F 00Y 139 696	4 014 468 019 180
65	450	590	D	1	1	F 00Y 139 697	4 014 468 019 197
65	850	990	D	1	1	F 00Y 139 698	4 014 468 019 203
80	450	590	D	1	1	F 00Y 139 699	4 014 468 019 210
80	850	990	D	1	1	F 00Y 139 700	4 014 468 019 227

Pack quantity
(Pieces per pack)

¹ Minimum order quantity. The minimum order quantity is a fixed quantity of packs. Orders are carried out only in multiples of the minimum order quantity.

Accessories – Hammer drill bits

Mount for machine side	Mount for tool side	Overall length mm	Packaging type	Pack quantity	Minimum order quantity ¹	Part number	EAN code
------------------------	---------------------	-------------------	----------------	---------------	-------------------------------------	-------------	----------



Adapter with slot locking device for fitting hammer drill bits with SDS-plus shank

SDS-max	SDS-plus	220	E	1	1	F 00Y 139 765	4 014 468 019 272
Large spline	SDS-plus	220	E	1	1	F 00Y 124 044	4 014 468 012 013





Hawera core cutters:

CORECUTTER^{MAX}

For switch sockets



Asymmetric tungsten carbide teeth:

> The number of cutting edges is adapted to the diameter

Long-life tungsten carbide with ultrafine grit:

> long life/best resistance

Long shank:

> for breakthrough drilling

2 spiral U-shape:

> standard lifetime/good drilling dust removal

Hammer core cutters CoreCuttermax, one-piece

Recommended for working on:

Concrete, masonry and limestone

User instructions:

One-piece design ensures optimal power transfer from the machine. Aggressive drilling rates and high running smoothness through asymmetric tooth layout.



Diameter D mm	Working length L1 mm	Overall length L2 mm	Packaging type	Pack quantity	Minimum order quantity ¹	Part number	EAN code
---------------	----------------------	----------------------	----------------	---------------	-------------------------------------	-------------	----------

45	160	290	M	1	1	F 00Y 265 383	3 165 140 557 580
45	420	550	M	1	1	F 00Y 265 384	3 165 140 557 597
50	160	290	M	1	1	F 00Y 265 385	3 165 140 557 603
50	420	550	M	1	1	F 00Y 265 386	3 165 140 557 610
55	160	290	M	1	1	F 00Y 265 387	3 165 140 557 627
55	420	550	M	1	1	F 00Y 265 388	3 165 140 557 634
68	160	290	M	1	1	F 00Y 265 389	3 165 140 557 641
68	420	550	M	1	1	F 00Y 265 390	3 165 140 557 658
82	160	290	M	1	1	F 00Y 265 391	3 165 140 557 665
82	420	550	M	1	1	F 00Y 265 392	3 165 140 557 672
90	160	290	M	1	1	F 00Y 265 393	3 165 140 557 689
90	420	550	M	1	1	F 00Y 265 394	3 165 140 557 696
100	310	430	M	1	1	F 00Y 265 395	3 165 140 557 702
125	310	430	M	1	1	F 00Y 265 396	3 165 140 557 719
150	310	430	M	1	1	F 00Y 265 397	3 165 140 557 726

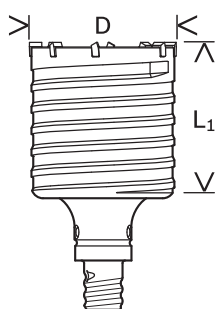
Pack quantity
(Pieces per pack)

¹ Minimum order quantity. The minimum order quantity is a fixed quantity of packs.
Orders are carried out only in multiples of the minimum order quantity.

Hammer core cutters CoreCuttermax, two-piece

Recommended for working on:

Limestone, masonry and concrete



Diameter D mm	Working length L1 mm	Overall length L2 mm	Packaging type	Pack quantity	Minimum order quantity ¹	Part number	EAN code
---------------	----------------------	----------------------	----------------	---------------	-------------------------------------	-------------	----------

Two-piece core cutter with special threaded connection; supplied complete, with pilot drill bit

45	70	80	M	1	1	F 00Y 145 570	4 014 468 033 322
50	70	80	M	1	1	F 00Y 145 571	4 014 468 033 339
55	70	80	M	1	1	F 00Y 145 572	4 014 468 033 346
68	70	80	M	1	1	F 00Y 145 573	4 014 468 033 353
82	70	80	M	1	1	F 00Y 145 574	4 014 468 033 360
90	70	80	M	1	1	F 00Y 145 575	4 014 468 033 377
100	70	80	M	1	1	F 00Y 145 576	4 014 468 033 384
125	70	80	M	1	1	F 00Y 145 577	4 014 468 033 391
150	70	80	M	1	1	F 00Y 145 578	4 014 468 033 407

Accessories – Hammer core cutters CoreCuttermax

Overall length mm	Mount for machine side	Packaging type	Pack quantity	Minimum order quantity ¹	Part number	EAN code
-------------------	------------------------	----------------	---------------	-------------------------------------	-------------	----------

Adapter



200	SDS-max	A1	1	1	F 00Y 145 705	4 014 468 033 674
460	SDS-max	A1	1	1	F 00Y 145 706	4 014 468 033 681

Pilot drill bit



11.5	136	C	1	1	F 00Y 265 595	3 165 140 571 616
------	-----	---	---	---	---------------	-------------------



Fixing set: fixing pin and rubber ring

-	-	W	1	1	F 00Y 265 398	3 165 140 560 092
---	---	---	---	---	---------------	-------------------




Hawera diamond core cutters:

Wet core cutter WETDRILLSUPER



Ideal for concrete and rebar



Special segment geometry with Speed Stripes

- > Rapid centring and outstanding drilling starts
- > Very fast drilling rate
- > Less vibration and friction
- > Long lifetime

Diamond wet core cutters Super G 1/2" and 1 1/4" UNC



Diameter mm	Working length mm	Number of segments	Segment height mm	Mount for machine side	Packaging type	Pack quantity	Minimum order quantity ¹	Part number	EAN code
-------------	-------------------	--------------------	-------------------	------------------------	----------------	---------------	-------------------------------------	-------------	----------

Wet core cutter G 1/2"

12	300	Ring	10.0	G 1/2"	L	1	1	F 00Y 265 680	3 165 140 598 323
14	300	Ring	10.0	G 1/2"	L	1	1	F 00Y 265 681	3 165 140 598 330
16	300	Ring	10.0	G 1/2"	L	1	1	F 00Y 265 682	3 165 140 598 347
18	300	Ring	10.0	G 1/2"	L	1	1	F 00Y 265 683	3 165 140 598 354
20	300	Ring	10.0	G 1/2"	L	1	1	F 00Y 265 684	3 165 140 598 361
22	300	Ring	10.0	G 1/2"	L	1	1	F 00Y 265 685	3 165 140 598 378
24	300	Ring	10.0	G 1/2"	L	1	1	F 00Y 265 686	3 165 140 598 385
25	300	Ring	10.0	G 1/2"	L	1	1	F 00Y 265 687	3 165 140 598 392
28	300	Ring	10.0	G 1/2"	L	1	1	F 00Y 265 688	3 165 140 598 408
30	300	Ring	10.0	G 1/2"	L	1	1	F 00Y 265 689	3 165 140 598 415
32	300	Ring	10.0	G 1/2"	L	1	1	F 00Y 265 690	3 165 140 598 422
35	300	Ring	10.0	G 1/2"	L	1	1	F 00Y 265 691	3 165 140 598 439
37	400	Ring	10.0	G 1/2"	L	1	1	F 00Y 265 692	3 165 140 598 446
40	400	Ring	10.0	G 1/2"	L	1	1	F 00Y 265 693	3 165 140 598 453
42	400	Ring	10.0	G 1/2"	L	1	1	F 00Y 265 694	3 165 140 598 460
47	400	Ring	10.0	G 1/2"	L	1	1	F 00Y 265 695	3 165 140 598 477

Pack quantity (Pieces per pack)

¹ Minimum order quantity. The minimum order quantity is a fixed quantity of packs. Orders are carried out only in multiples of the minimum order quantity.

Diamond wet core cutters Super G 1/2" and 1 1/4" UNC

Diameter mm	Working length mm	Number of segments	Segment height mm	Mount for machine side	Packaging type	Pack quantity	Minimum order quantity ¹	Part number	EAN code
-------------	-------------------	--------------------	-------------------	------------------------	----------------	---------------	-------------------------------------	-------------	----------

Wet core cutters 1 1/4" UNC Super


52	450	5	11.5	1 1/4" UNC	L	1	1	F 00Y 265 696	3 165 140 598 484
57	450	5	11.5	1 1/4" UNC	L	1	1	F 00Y 265 697	3 165 140 598 491
62	450	6	11.5	1 1/4" UNC	L	1	1	F 00Y 265 698	3 165 140 598 484
72	450	7	11.5	1 1/4" UNC	L	1	1	F 00Y 265 699	3 165 140 598 514
77	450	7	11.5	1 1/4" UNC	L	1	1	F 00Y 265 700	3 165 140 598 521
82	450	7	11.5	1 1/4" UNC	L	1	1	F 00Y 265 701	3 165 140 598 538
92	450	8	11.5	1 1/4" UNC	L	1	1	F 00Y 265 702	3 165 140 598 545
102	450	9	11.5	1 1/4" UNC	L	1	1	F 00Y 265 703	3 165 140 598 552
107	450	9	11.5	1 1/4" UNC	L	1	1	F 00Y 265 704	3 165 140 598 569
112	450	9	11.5	1 1/4" UNC	L	1	1	F 00Y 265 705	3 165 140 598 576
122	450	10	11.5	1 1/4" UNC	L	1	1	F 00Y 265 706	3 165 140 598 583
127	450	11	11.5	1 1/4" UNC	L	1	1	F 00Y 265 707	3 165 140 598 590
132	450	11	11.5	1 1/4" UNC	L	1	1	F 00Y 265 708	3 165 140 598 606
138	450	11	11.5	1 1/4" UNC	L	1	1	F 00Y 265 709	3 165 140 598 613
152	450	12	11.5	1 1/4" UNC	L	1	1	F 00Y 265 710	3 165 140 598 620
162	450	12	11.5	1 1/4" UNC	L	1	1	F 00Y 265 711	3 165 140 598 637
172	450	12	11.5	1 1/4" UNC	L	1	1	F 00Y 265 712	3 165 140 598 644
182	450	13	11.5	1 1/4" UNC	L	1	1	F 00Y 265 713	3 165 140 598 651
186	450	13	11.5	1 1/4" UNC	L	1	1	F 00Y 265 714	3 165 140 598 668
202	450	14	11.5	1 1/4" UNC	L	1	1	F 00Y 265 715	3 165 140 598 675
212	450	14	11.5	1 1/4" UNC	L	1	1	F 00Y 265 716	3 165 140 598 682
226	450	15	11.5	1 1/4" UNC	L	1	1	F 00Y 265 717	3 165 140 598 699
250	450	16	11.5	1 1/4" UNC	L	1	1	F 00Y 265 718	3 165 140 598 705
276	450	17	11.5	1 1/4" UNC	L	1	1	F 00Y 265 719	3 165 140 598 712
300	450	18	11.5	1 1/4" UNC	L	1	1	F 00Y 265 720	3 165 140 598 729

Segments for diamond wet core cutters Super 1 1/4" UNC
Recommended for working on:

Concrete and reinforced concrete with normal to hard aggregates, masonry

User instructions:

Segments for retipping segmented Wetdrill Super diamond core cutters

For core cutter diameter mm	Number of segments	Segment height mm	Part number	Packaging type	Pack quantity	Minimum order quantity ¹	EAN code
-----------------------------	--------------------	-------------------	-------------	----------------	---------------	-------------------------------------	----------



52	5	11.5	F 00Y 265 734	W	5	1	3 165 140 599 870
57	5	11.5	F 00Y 265 735	W	5	1	3 165 140 603 133
62	6	11.5	F 00Y 265 736	W	6	1	3 165 140 603 140
72	7	11.5	F 00Y 265 737	W	7	1	3 165 140 603 157
77							
82							
92	8	11.5	F 00Y 265 738	W	8	1	3 165 140 603 164

 Pack quantity
(Pieces per pack)

¹ Minimum order quantity. The minimum order quantity is a fixed quantity of packs. Orders are carried out only in multiples of the minimum order quantity.

Diamond wet core cutters Super 1 1/4" UNC

For core cutter diameter mm	Number of segments	Segment height mm	Part number	Packaging type	Pack quantity	Minimum order quantity ¹	EAN code
102 107 112	9	11.5	F 00Y 265 739	W	9	1	3 165 140 603 171
122	10	11.5	F 00Y 265 740	W	10	1	3 165 140 603 188
127	11	11.5	F 00Y 265 741	W	11	1	3 165 140 603 195
132	11	11.5	F 00Y 265 742	W	11	1	3 165 140 603 201
138	11	11.5	F 00Y 265 743	W	11	1	3 165 140 603 218
152 162	12	11.5	F 00Y 265 744	W	12	1	3 165 140 603 225
172	12	11.5	F 00Y 265 745	W	12	1	3 165 140 603 232
182 186	13	11.5	F 00Y 265 746	W	13	1	3 165 140 603 249
202 212	14	11.5	F 00Y 265 747	W	14	1	3 165 140 603 256
226	15	11.5	F 00Y 265 761	W	15	1	3 165 140 613 682
250	16	11.5	F 00Y 265 762	W	16	1	3 165 140 613 699
276	17	11.5	F 00Y 265 763	W	17	1	3 165 140 613 705
300	18	11.5	F 00Y 265 768	W	18	1	3 165 140 621 663



Hawera diamond core edge sinkers:

Dry core edge sinkers SUPER

Ideal for drilling in limestone, masonry and brick

Diamond dry core edge sinkers Super, for hard materials, laser-welded



Diameter mm	Working length mm	Number of segments	Segment height mm	Mount for machine side	Packaging type	Pack quantity	Minimum order quantity ¹	Part number	EAN code
68	60	4	7.0	M16	E	1	1	F 00Y 137 078	4 014 468 013 287
82	60	4	7.0	M16	E	1	1	F 00Y 137 079	4 014 468 013 294

Accessories – Diamond core cutters / core edge sinkers



Adapter for diamond core cutters

G 1/2"	-	-	1 1/4" UNC	F	1	1	F 00Y 144 018	4 014 468 026 126
G 1/2"	-	-	1 1/4" UNC	F	1	1	F 00Y 144 016	4 014 468 026 119



Extension for diamond core cutters

1 1/4" UNC	-	300	1 1/4" UNC	F	1	1	F 00Y 144 021	4 014 468 026 157
G 1/2"	-	300	R 1/2"	F	1	1	F 00Y 144 020	4 014 468 026 140



Shanks without pilot drill bit

Hexagon WAF 11	-	78	M16	L	1	1	F 00Y 142 455	4 014 468 023 224
SDS-plus	-	105	M16	L	1	1	F 00Y 142 459	4 014 468 023 262

Tungsten carbide pilot drill bit with diameter of 8 mm for shank



-	8	120	-	C	1	1	F 00Y 142 463	4 014 468 023 309
---	---	-----	---	---	---	---	---------------	-------------------



Drilling Metal

Hawera metal twist drill bits:

Convenient

If the "bite", precision and durability of our masonry drill bits are some of the factors contributing to the success of our company, then these features must also apply to our metal drill bits. Hawera metal twist drill bits excel due to the sum of their qualities: fast, precise, durable.

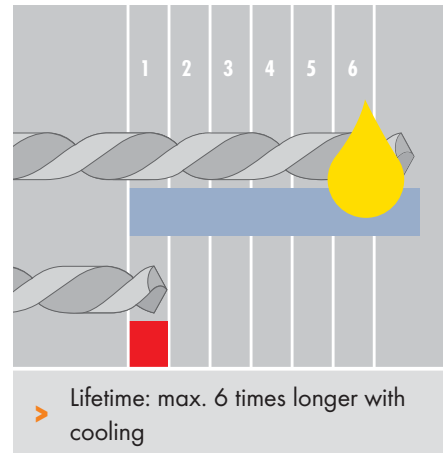


Convenience is when you can use an all-round drill bit like the HSS-G to achieve **precise results much faster** with considerably **less feed pressure**.



HSS-TIN

The metal drill bit for **extreme applications** in trade and industry. The titanium nitride coating causes less friction, therefore providing a rapid drilling rate. When used with cooling, a max. **6 times longer lifetime** is achieved.



HSS-CO

The expert for **stainless steel**. The cobalt alloy ensures heat resistance and, therefore, a high resistance to wear. Ideal for precise drilling in corrosion-resistant and heat-resistant steel with a tensile strength of up to 1000 N/mm².

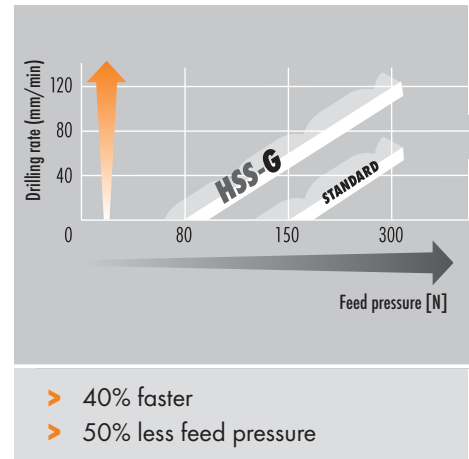


> **INOX**



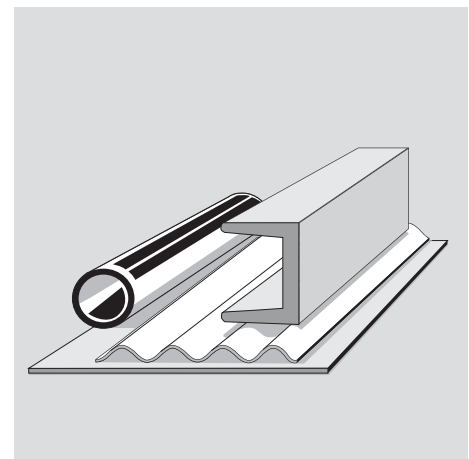
HSS-G

The **"sprinter"** that cuts quickly and precisely at low feed pressure. With a wide range of applications, it is also suitable for long-chipping materials, such as **certain** copper and aluminium alloys.



HSS-R

The powerful **universal drill bit**. Rolled, oxide-coated spiral flute for rapid chip removal. Low risk of breakage – and therefore long lifetime – thanks to high elasticity.



Information about application and speed recommendations on pages 56 and 57:

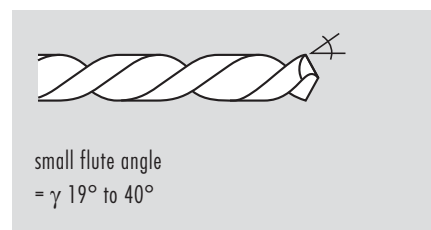
Flute angle and Point angle

Cooling is definitely recommended when drilling in metal. Since this is not always possible, Hawera twist drill bits are specially designed, so that they achieve optimum results by means of fast chip removal.

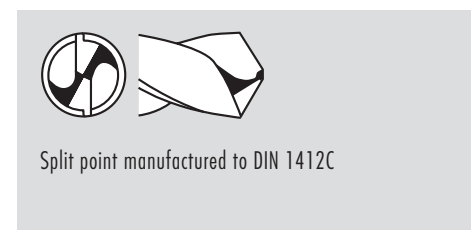
For hard, tough and short-chipping materials:

- > Drill bits with small flute angle (Type N)
- > Drill bits with split point (Type A)

Type N



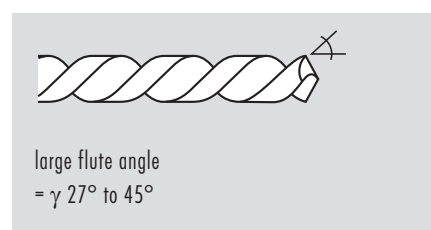
Type A



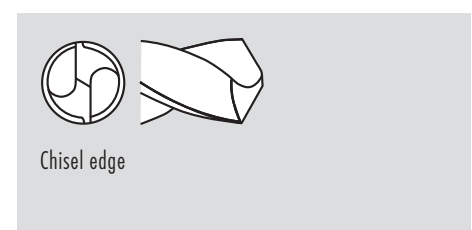
For soft, tough and long-chipping materials:

- > Drill bits with large flute angle (Type W)
- > Drill bits with chisel edge (Type B)

Type W



Type B



Speed recommendation

Metals	Tensile strength N/mm ²	Rockwell hardness	Optimum drill bit tip	Optimum flute angle	Cutting speed m/min	dia. 2 mm	dia. 5 mm	dia. 10 mm	dia. 15 mm	dia. 20 mm	Recommended cooling
Non-alloyed steel	350	HRB 62	A	N	28 - 30	4780	1910	960	640	480	Drill emulsion, cutting oil
	750	HRC 21	A/B	N	26 - 28	4460	1780	890	590	440	Drill emulsion, cutting oil
Steel plates	800	HRC 22	A	N	26 - 28	4480	1780	890	590	440	Drill emulsion
Non-alloyed tool steel	800	HRC 22	A/B	N	26 - 28	4460	1780	890	590	440	Drill emulsion, cutting oil
Alloyed tool steel	880	HRC 26	A	N	22 - 24	3980	1600	800	530	400	Drill emulsion, ester oil
	1000	HRC 31	A	N	12 - 14	2000	830	400	280	210	Drill emulsion, ester oil
Stainless steels	550	HRB 85	A	N	14 - 16	2390	960	480	320	240	Ester oil, cutting oil
Spring steel	1100	HRC 34	A	N	8 - 10	1450	570	290	190	140	Ester oil, cutting oil
Cast iron	800	HRC 22	A	N	25 - 30	4460	1780	890	590	450	Dry
Malleable cast iron	700	HRC 95	A	N	25 - 30	4460	1780	890	590	450	Drill emulsion, cutting oil
Cast steel	770	HRC 20	A	N	20 - 24	3500	1400	700	460	350	Drill emulsion, cutting oil
Alloyed aluminium	350		A	N/W	50 - 60	7950	3180	590	1060	790	Drill emulsion, cutting oil
Alloyed copper			A/B	N/W	28 - 30	4780	1910	960	640	480	Drill emulsion, cutting oil
Bronze			A/B	N	40 - 60	7960	3180	1500	1060	790	Dry
Brass			A	N	40 - 60	7690	3180	1500	1080	790	Drill emulsion





Hawera metal twist drill bits:

HSS-TiN

For extreme applications in trade and industry



Split point and point angle 135°

- > Up to 40% faster drilling rate than comparable drill bits with 118° drill bit tip without split point
- > Pilot drilling without pre-punching

Titanium-nitride coating

- > Extremely low friction and reduced friction deposit
- > Extremely long lifetime due to increased resistance to wear

Metal twist drill bits HSS-TiN, DIN 338

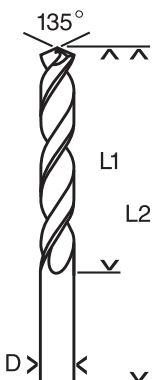
Recommended for working on:

Alloyed and non-alloyed steel up to a tensile strength of 900 N/mm², malleable cast iron, sintered iron, new silver, copper, bronze and particularly for hard plastics such as perspex

User instructions:

Do not use in aluminium; work with coolant; bit life is extended when used with appropriate cooling system, maximum by a factor of 6

Twist drill bit made of high speed steel manufactured to DIN 338; right-hand cutting twist drill bit, type N, drill bit tip 135°, split point manufactured to DIN 1412C, diameter tolerance h 8; steel drill bit ground from solid metal with high surface quality due to titanium-nitride coating



Diameter D mm	Working length L1 mm	Overall length L2 mm	Shank diameter mm	Packaging type	Pack quantity	Minimum order quantity ¹	Part number	EAN code
---------------	----------------------	----------------------	-------------------	----------------	---------------	-------------------------------------	-------------	----------

Pack of 1

3.0	33	61	3.0	B2	1	1	F 00Y 145 089	4 014 468 031 472
3.2	36	65	3.2	B2	1	1	F 00Y 145 091	4 014 468 031 496
3.3	36	65	3.3	B2	1	1	F 00Y 145 092	4 014 468 031 502
3.5	39	70	3.5	B2	1	1	F 00Y 145 093	4 014 468 031 519
4.0	43	75	4.0	B2	1	1	F 00Y 145 094	4 014 468 031 526
4.1	43	75	4.1	B2	1	1	F 00Y 145 095	4 014 468 031 533
4.2	43	75	4.2	B2	1	1	F 00Y 145 096	4 014 468 031 540
4.5	47	80	4.5	B2	1	1	F 00Y 145 097	4 014 468 031 557
4.8	52	86	4.8	B2	1	1	F 00Y 145 286	4 014 468 032 820
5.0	52	86	5.0	B2	1	1	F 00Y 145 098	4 014 468 031 564

Pack quantity
(Pieces per pack)



¹ Minimum order quantity. The minimum order quantity is a fixed quantity of packs. Orders are carried out only in multiples of the minimum order quantity.

Metal twist drill bits HSS-TiN, DIN 338

<i>Diameter D mm</i>	<i>Working length L1 mm</i>	<i>Overall length L2 mm</i>	<i>Shank diameter mm</i>	<i>Packaging type</i>	<i>Pack quantity</i>	<i>Minimum order quantity ¹</i>	<i>Part number</i>	<i>EAN code</i>
----------------------	-----------------------------	-----------------------------	--------------------------	-----------------------	----------------------	--	--------------------	-----------------

Pack of 1

5.1	52	86	5.1	B2	1	1	F 00Y 145 099	4 014 468 031 571
5.2	52	86	5.2	B2	1	1	F 00Y 145 100	4 014 468 031 588
5.5	57	93	5.5	B2	1	1	F 00Y 145 101	4 014 468 031 595
6.0	57	93	6.0	B2	1	1	F 00Y 145 102	4 014 468 031 601
6.5	63	101	6.5	B2	1	1	F 00Y 145 103	4 014 468 031 618
6.8	69	109	6.8	B2	1	1	F 00Y 145 104	4 014 468 031 625
7.0	69	109	7.0	B2	1	1	F 00Y 145 105	4 014 468 031 632
7.5	69	109	7.5	B2	1	1	F 00Y 145 106	4 014 468 031 649
8.0	75	117	8.0	B2	1	1	F 00Y 145 107	4 014 468 031 656
8.5	75	117	8.5	B2	1	1	F 00Y 145 108	4 014 468 031 663
9.0	81	125	9.0	B2	1	1	F 00Y 145 109	4 014 468 031 670
9.5	81	125	9.5	B2	1	1	F 00Y 145 110	4 014 468 031 687
10.0	87	133	10.0	B2	1	1	F 00Y 145 111	4 014 468 031 694
10.2	87	133	10.2	B2	1	1	F 00Y 145 112	4 014 468 031 700
11.0	94	142	11.0	B2	1	1	F 00Y 145 114	4 014 468 031 724
12.0	101	151	12.0	B2	1	1	F 00Y 145 116	4 014 468 031 748
13.0	101	151	13.0	B2	1	1	F 00Y 145 118	4 014 468 031 762

Sets – Metal twist drill bits HSS-TiN, DIN 338


<i>Set contents diameter mm</i>	<i>Packaging type</i>	<i>Pack quantity</i>	<i>Minimum order quantity ¹</i>	<i>Part number</i>	<i>EAN code</i>
---------------------------------	-----------------------	----------------------	--	--------------------	-----------------

19-piece ProBox metal drill bit set "HSS-TiN" in plastic case

1; 1.5; 2; 2.5	P	19	1	F 00Y 265 820	3 165 140 647 533
3; 3.5; 4; 4.5					
5; 5.5; 6; 6.5					
7; 7.5; 8; 8.5					
9; 9.5; 10					

Sets – Metal twist drill bits HSS-TiN, DIN 338


Set contents diameter mm	Packaging type	Pack quantity	Minimum order quantity ¹	Part number	EAN code
--------------------------	----------------	---------------	-------------------------------------	-------------	----------

25-piece ProBox metal drill bit set “HSS-TiN” in plastic case

1; 1.5; 2; 2.5	P	25	1	F 00Y 265 824	3 165 140 647 571
3; 3.5; 4; 4.5					
5; 5.5; 6; 6.5					
7; 7.5; 8; 8.5					
9; 9.5; 10;					
10.5; 11; 11.5;					
12; 12.5; 13					


Hawera metal twist drill bits:
HSS-Co

Precision drill bit for tough and hard steel


Alloyed high speed steel (5% Co)

> Excellent resistance to heat and wear

35° flute angle

> Optimum chip removal

Self-centring properties of the split point drill tip

> Pilot drilling without pre-punching

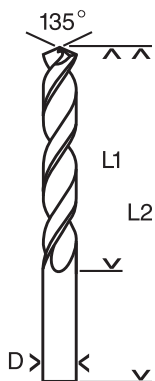
Metal twist drill bits HSS-Co, DIN 338
Recommended for working on:

 Alloyed and non-alloyed steel up to a tensile strength of 1000 N/mm², stainless steel V2A/V4A, cast iron, cast steel, acid and heat-resistant steels

User instructions:

Recommended for use in a drill stand or in a pillar drill; work with coolant

Twist drill bit made of alloyed high speed steel manufactured to DIN 338, cobalt content 5%; right-hand cutting twist drill bit, type N, drill bit tip 135°, split point manufactured to DIN 1412C, diameter tolerance h 8; steel drill bit ground from solid metal, surface quality according to special factory standards



Diameter D mm	Working length L1 mm	Overall length L2 mm	Shank diameter mm	Packaging type	Pack quantity	Minimum order quantity ¹	Part number	EAN code
---------------	----------------------	----------------------	-------------------	----------------	---------------	-------------------------------------	-------------	----------

Pack of 1

1.0	12	34	1.0	C	2	1	F 00Y 145 153	4 014 468 032 127
1.5	18	40	1.5	C	2	1	F 00Y 145 154	4 014 468 032 134
2.0	24	49	2.0	C	2	1	F 00Y 145 155	4 014 468 032 141
2.5	30	57	2.5	C	2	1	F 00Y 145 156	4 014 468 032 158
3.0	33	61	3.0	B2	1	1	F 00Y 145 157	4 014 468 032 165
3.2	36	65	3.2	B2	1	1	F 00Y 145 159	4 014 468 032 189
3.3	36	65	3.3	B2	1	1	F 00Y 145 160	4 014 468 032 196
3.5	39	70	3.5	B2	1	1	F 00Y 145 161	4 014 468 032 202
4.0	43	75	4.0	B2	1	1	F 00Y 145 162	4 014 468 032 219

Metal twist drill bits HSS-Co, DIN 338

Diameter D mm	Working length L1 mm	Overall length L2 mm	Shank diameter mm	Packaging type	Pack quantity	Minimum order quantity ¹	Part number	EAN code
---------------	----------------------	----------------------	-------------------	----------------	---------------	-------------------------------------	-------------	----------

Pack of 1

4.1	43	75	4.1	B2	1	1	F 00Y 145 163	4 014 468 032 226
4.2	43	75	4.2	B2	1	1	F 00Y 145 164	4 014 468 032 233
4.5	47	80	4.5	B2	1	1	F 00Y 145 165	4 014 468 032 240
4.8	52	86	4.8	B2	1	1	F 00Y 145 300	4 014 468 032 783
5.0	52	86	5.0	B2	1	1	F 00Y 145 167	4 014 468 032 257
5.1	52	86	5.1	B2	1	1	F 00Y 145 168	4 014 468 032 264
5.2	52	86	5.2	B2	1	1	F 00Y 145 169	4 014 468 032 271
5.5	57	93	5.5	B2	1	1	F 00Y 145 170	4 014 468 032 288
6.0	57	93	6.0	B2	1	1	F 00Y 145 171	4 014 468 032 295
6.5	63	101	6.5	B2	1	1	F 00Y 145 172	4 014 468 032 301
6.8	69	109	6.8	B2	1	1	F 00Y 145 173	4 014 468 032 318
7.0	69	109	7.0	B2	1	1	F 00Y 145 174	4 014 468 032 325
7.5	69	109	7.5	B2	1	1	F 00Y 145 175	4 014 468 032 332
8.0	75	117	8.0	B2	1	1	F 00Y 145 176	4 014 468 032 349
8.5	75	117	8.5	B2	1	1	F 00Y 145 177	4 014 468 032 356
9.0	81	125	9.0	B2	1	1	F 00Y 145 178	4 014 468 032 363
9.5	81	125	9.5	B2	1	1	F 00Y 145 179	4 014 468 032 370
10.0	87	133	10.0	B2	1	1	F 00Y 145 180	4 014 468 032 387
10.2	87	133	10.2	B2	1	1	F 00Y 145 181	4 014 468 032 394
10.5	87	133	10.5	B2	1	1	F 00Y 145 182	4 014 468 032 400
11.0	94	142	11.0	B2	1	1	F 00Y 145 183	4 014 468 032 417
11.5	94	142	11.5	B2	1	1	F 00Y 145 184	4 014 468 032 424
12.0	101	151	12.0	B2	1	1	F 00Y 145 185	4 014 468 032 431
12.5	101	151	12.5	B2	1	1	F 00Y 145 186	4 014 468 032 448
13.0	101	151	13.0	B2	1	1	F 00Y 145 187	4 014 468 033 100

Pack of 10

1.0	12	34	1.0	R	10	1	F 00Y 124 390	4 014 468 012 082
1.5	18	40	1.5	R	10	1	F 00Y 124 391	4 014 468 012 099
2.0	24	49	2.0	R	10	1	F 00Y 124 392	4 014 468 012 105
2.5	30	57	2.5	R	10	1	F 00Y 124 393	4 014 468 012 112
3.0	33	61	3.0	R	10	1	F 00Y 124 394	4 014 468 012 129
3.2	36	65	3.2	R	10	1	F 00Y 124 396	4 014 468 012 143
3.3	36	65	3.3	R	10	1	F 00Y 124 397	4 014 468 012 150
3.5	39	70	3.5	R	10	1	F 00Y 124 398	4 014 468 012 167
4.0	43	75	4.0	R	10	1	F 00Y 124 399	4 014 468 012 174
4.1	43	75	4.1	R	10	1	F 00Y 124 400	4 014 468 012 181
4.2	43	75	4.2	R	10	1	F 00Y 124 401	4 014 468 012 198
4.5	47	80	4.5	R	10	1	F 00Y 124 402	4 014 468 012 204
4.8	52	86	4.8	R	10	1	F 00Y 145 935	4 014 468 035 289
5.0	52	86	5.0	R	10	1	F 00Y 124 403	4 014 468 012 211
5.1	52	86	5.1	R	10	1	F 00Y 124 404	4 014 468 012 228
5.2	52	86	5.2	R	10	1	F 00Y 124 405	4 014 468 012 235
5.5	57	93	5.5	R	10	1	F 00Y 124 406	4 014 468 012 242
6.0	57	93	6.0	R	10	1	F 00Y 124 407	4 014 468 012 259

Sets – Metal twist drill bits HSS-Co, DIN 338


Set contents diameter mm	Packaging type	Pack quantity	Minimum order quantity ¹	Part number	EAN code
--------------------------	----------------	---------------	-------------------------------------	-------------	----------

19-piece metal twist drill bit set "HSS-Co" in metal case

1; 1.5; 2; 2.5	N	19	1	F 00Y 138 796	4 014 468 021 619
3; 3.5; 4; 4.5					
5; 5.5; 6; 6.5					
7; 7.5; 8; 8.5					
9; 9.5; 10					



19-piece ProBox metal drill bit set "HSS-Co" in plastic case

1; 1.5; 2; 2.5	P	19	1	F 00Y 265 819	3 165 140 647 526
3; 3.5; 4; 4.5					
5; 5.5; 6; 6.5					
7; 7.5; 8; 8.5					
9; 9.5; 10					



25-piece ProBox metal drill bit set "HSS-Co" in plastic case

1; 1.5; 2; 2.5	P	25	1	F 00Y 265 823	3 165 140 647 564
3; 3.5; 4; 4.5					
5; 5.5; 6; 6.5					
7; 7.5; 8; 8.5					
9; 9.5; 10					
10.5; 11; 11.5;					
12; 12.5; 13					



Hawera metal twist drill bits:

HSS-G

Precision-ground steel drill bit with wide range of applications

fast
DRILL

PRECISE

comfort
DRILL



Precision grinding

> Up to 40% faster drilling rate at up to 50% less feed pressure than standard HSS drill bits

Conically reinforced drill bit core

> Greater break resistance and long operating times

Self-centring properties of the split point drill tip

> No need to pre-punch or pilot drill up to 10 mm diameter

Metal twist drill bits HSS-G, DIN 338

Recommended for working on:

Alloyed and non-alloyed steel up to a tensile strength of 900 N/mm², cast steel, cast iron, sintered iron, malleable cast iron, non-ferrous metals and hard plastics

User instructions:

Also suitable for long-chipping materials

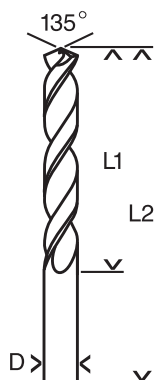


Twist drill bit made of high speed steel manufactured to DIN 338; right-hand cutting twist drill bit, type N, drill bit tip 135°, split point manufactured to DIN 1412C, chemical-thermal hardening process, diameter tolerance h 8; steel drill bit ground from solid metal; excellent surface quality due to special factory standards; outer diameter tapered towards shank to reduce friction

Diameter D mm	Working length L1 mm	Overall length L2 mm	Shank diameter mm	Packaging type	Pack quantity	Minimum order quantity ¹	Part number	EAN code
---------------	----------------------	----------------------	-------------------	----------------	---------------	-------------------------------------	-------------	----------

Pack of 1

1.0	12	34	1.0	C	2	1	F 00Y 145 755	4 014 468 033 780
1.5	18	40	1.5	C	2	1	F 00Y 145 757	4 014 468 033 797
2.0	24	49	2.0	C	2	1	F 00Y 145 760	4 014 468 033 803
2.5	30	57	2.5	C	2	1	F 00Y 145 762	4 014 468 033 810
3.0	33	61	3.0	B2	1	1	F 00Y 145 764	4 014 468 033 827
3.1	36	65	3.1	B2	1	1	F 00Y 145 765	4 014 468 033 834
3.2	36	65	3.2	B2	1	1	F 00Y 145 773	4 014 468 033 841
3.3	36	65	3.3	B2	1	1	F 00Y 145 775	4 014 468 033 858
3.5	39	70	3.5	B2	1	1	F 00Y 145 776	4 014 468 033 865
4.0	43	75	4.0	B2	1	1	F 00Y 145 778	4 014 468 033 872



• Pack quantity
(Pieces per pack)



¹ Minimum order quantity. The minimum order quantity is a fixed quantity of packs. Orders are carried out only in multiples of the minimum order quantity.

Metal twist drill bits HSS-G, DIN 338

Diameter D mm	Working length L1 mm	Overall length L2 mm	Shank diameter mm	Packaging type	Pack quantity	Minimum order quantity ¹	Part number	EAN code
---------------	----------------------	----------------------	-------------------	----------------	---------------	-------------------------------------	-------------	----------

Pack of 1

4.1	43	75	4.1	B2	1	1	F 00Y 145 779	4 014 468 033 889
4.2	43	75	4.2	B2	1	1	F 00Y 145 781	4 014 468 033 896
4.5	47	80	4.5	B2	1	1	F 00Y 145 782	4 014 468 033 902
4.8	52	86	4.8	B2	1	1	F 00Y 145 784	4 014 468 033 919
5.0	52	86	5.0	B2	1	1	F 00Y 145 785	4 014 468 033 926
5.1	52	86	5.1	B2	1	1	F 00Y 145 786	4 014 468 033 933
5.2	52	86	5.2	B2	1	1	F 00Y 145 787	4 014 468 033 940
5.5	57	93	5.5	B2	1	1	F 00Y 145 788	4 014 468 033 957
6.0	57	93	6.0	B2	1	1	F 00Y 145 789	4 014 468 033 964
6.5	63	101	6.5	B2	1	1	F 00Y 145 790	4 014 468 033 971
6.8	69	109	6.8	B2	1	1	F 00Y 145 791	4 014 468 033 988
7.0	69	109	7.0	B2	1	1	F 00Y 145 792	4 014 468 033 995
7.5	69	109	7.5	B2	1	1	F 00Y 145 793	4 014 468 034 008
8.0	75	117	8.0	B2	1	1	F 00Y 145 794	4 014 468 034 015
8.5	75	117	8.5	B2	1	1	F 00Y 145 795	4 014 468 034 022
9.0	81	125	9.0	B2	1	1	F 00Y 145 796	4 014 468 034 039
9.5	81	125	9.5	B2	1	1	F 00Y 145 797	4 014 468 034 046
10.0	87	133	10.0	B2	1	1	F 00Y 145 798	4 014 468 034 053
10.2	87	133	10.2	B2	1	1	F 00Y 145 799	4 014 468 034 060
10.5	87	133	10.5	B2	1	1	F 00Y 145 800	4 014 468 034 077
11.0	94	142	11.0	B2	1	1	F 00Y 145 801	4 014 468 034 084
11.5	94	142	11.5	B2	1	1	F 00Y 145 909	4 014 468 035 159
12.0	101	151	12.0	B2	1	1	F 00Y 145 802	4 014 468 034 091
12.5	101	151	12.5	B2	1	1	F 00Y 145 911	4 014 468 035 173
13.0	101	151	13.0	B2	1	1	F 00Y 145 803	4 014 468 034 107

Pack of 10

1.0	12	34	1.0	R	10	1	F 00Y 145 811	4 014 468 034 183
1.1	14	36	1.1	R	10	1	F 00Y 145 812	4 014 468 034 190
1.2	16	38	1.2	R	10	1	F 00Y 145 813	4 014 468 034 206
1.3	16	38	1.3	R	10	1	F 00Y 145 814	4 014 468 034 213
1.4	18	40	1.4	R	10	1	F 00Y 145 815	4 014 468 034 220
1.5	18	40	1.5	R	10	1	F 00Y 145 816	4 014 468 034 237
1.6	20	43	1.6	R	10	1	F 00Y 145 817	4 014 468 034 244
1.7	20	43	1.7	R	10	1	F 00Y 145 818	4 014 468 034 251
1.8	22	46	1.8	R	10	1	F 00Y 145 819	4 014 468 034 268
1.9	22	46	1.9	R	10	1	F 00Y 145 820	4 014 468 034 275
2.0	24	49	2.0	R	10	1	F 00Y 145 821	4 014 468 034 282
2.1	24	49	2.1	R	10	1	F 00Y 145 822	4 014 468 034 299
2.2	27	53	2.2	R	10	1	F 00Y 145 823	4 014 468 034 305
2.3	27	53	2.3	R	10	1	F 00Y 145 824	4 014 468 034 312
2.4	30	57	2.4	R	10	1	F 00Y 145 825	4 014 468 034 329
2.5	30	57	2.5	R	10	1	F 00Y 145 826	4 014 468 034 336
2.6	30	57	2.6	R	10	1	F 00Y 145 827	4 014 468 034 343
2.7	33	61	2.7	R	10	1	F 00Y 145 828	4 014 468 034 350
2.8	33	61	2.8	R	10	1	F 00Y 145 829	4 014 468 034 367
2.9	33	61	2.9	R	10	1	F 00Y 145 830	4 014 468 034 374
3.0	33	61	3.0	R	10	1	F 00Y 145 831	4 014 468 034 381
3.1	36	65	3.1	R	10	1	F 00Y 145 833	4 014 468 034 398
3.2	36	65	3.2	R	10	1	F 00Y 145 834	4 014 468 034 404

Metal twist drill bits HSS-G, DIN 338

Diameter D mm	Working length L1 mm	Overall length L2 mm	Shank diameter mm	Packaging type	Pack quantity	Minimum order quantity ¹	Part number	EAN code
---------------	----------------------	----------------------	-------------------	----------------	---------------	-------------------------------------	-------------	----------

Pack of 10

3.3	36	65	3.3	R	10	1	F 00Y 145 835	4 014 468 034 411
3.4	39	70	3.4	R	10	1	F 00Y 145 836	4 014 468 034 428
3.5	39	70	3.5	R	10	1	F 00Y 145 837	4 014 468 034 435
3.6	39	70	3.6	R	10	1	F 00Y 145 838	4 014 468 034 442
3.7	39	70	3.7	R	10	1	F 00Y 145 839	4 014 468 034 459
3.8	43	75	3.8	R	10	1	F 00Y 145 840	4 014 468 034 466
3.9	43	75	3.9	R	10	1	F 00Y 145 841	4 014 468 034 473
4.0	43	75	4.0	R	10	1	F 00Y 145 843	4 014 468 034 497
4.1	43	75	4.1	R	10	1	F 00Y 145 844	4 014 468 034 503
4.2	43	75	4.2	R	10	1	F 00Y 145 845	4 014 468 034 510
4.3	47	80	4.3	R	10	1	F 00Y 145 846	4 014 468 034 527
4.4	47	80	4.4	R	10	1	F 00Y 145 847	4 014 468 034 534
4.5	47	80	4.5	R	10	1	F 00Y 145 848	4 014 468 034 541
4.6	47	80	4.6	R	10	1	F 00Y 145 849	4 014 468 034 558
4.7	47	80	4.7	R	10	1	F 00Y 145 850	4 014 468 034 565
4.8	52	86	4.8	R	10	1	F 00Y 145 851	4 014 468 034 572
4.9	52	86	4.9	R	10	1	F 00Y 145 852	4 014 468 034 589
5.0	52	86	5.0	R	10	1	F 00Y 145 853	4 014 468 034 596
5.1	52	86	5.1	R	10	1	F 00Y 145 854	4 014 468 034 602
5.2	52	86	5.2	R	10	1	F 00Y 145 855	4 014 468 034 619
5.3	52	86	5.3	R	10	1	F 00Y 145 856	4 014 468 034 626
5.4	57	93	5.4	R	10	1	F 00Y 145 857	4 014 468 034 633
5.5	57	93	5.5	R	10	1	F 00Y 145 858	4 014 468 034 640
5.6	57	93	5.6	R	10	1	F 00Y 145 859	4 014 468 034 657
5.7	57	93	5.7	R	10	1	F 00Y 145 860	4 014 468 034 664
5.8	57	93	5.8	R	10	1	F 00Y 145 861	4 014 468 034 671
5.9	57	93	5.9	R	10	1	F 00Y 145 862	4 014 468 034 688
6.0	57	93	6.0	R	10	1	F 00Y 145 863	4 014 468 034 695
6.1	63	101	6.1	R	10	1	F 00Y 145 864	4 014 468 034 701
6.2	63	101	6.2	R	10	1	F 00Y 145 865	4 014 468 034 718
6.3	63	101	6.3	R	10	1	F 00Y 145 866	4 014 468 034 725
6.4	63	101	6.4	R	10	1	F 00Y 145 867	4 014 468 034 732
6.5	63	101	6.5	R	10	1	F 00Y 145 868	4 014 468 034 749
6.6	63	101	6.6	R	10	1	F 00Y 145 869	4 014 468 034 756
6.7	63	101	6.7	R	10	1	F 00Y 145 870	4 014 468 034 763
6.8	69	109	6.8	R	10	1	F 00Y 145 871	4 014 468 034 770
6.9	69	109	6.9	R	10	1	F 00Y 145 872	4 014 468 034 787
7.0	69	109	7.0	R	10	1	F 00Y 145 873	4 014 468 034 794
7.1	69	109	7.1	R	10	1	F 00Y 145 874	4 014 468 034 800
7.2	69	109	7.2	R	10	1	F 00Y 145 875	4 014 468 034 817
7.3	69	109	7.3	R	10	1	F 00Y 145 876	4 014 468 034 824
7.4	69	109	7.4	R	10	1	F 00Y 145 877	4 014 468 034 831
7.5	69	109	7.5	R	10	1	F 00Y 145 878	4 014 468 034 848

Pack of 5

7.6	75	117	7.6	R	5	1	F 00Y 145 879	4 014 468 034 855
7.7	75	117	7.7	R	5	1	F 00Y 145 880	4 014 468 034 862
7.8	75	117	7.8	R	5	1	F 00Y 145 881	4 014 468 034 879
7.9	75	117	7.9	R	5	1	F 00Y 145 882	4 014 468 034 886
8.0	75	117	8.0	R	5	1	F 00Y 145 883	4 014 468 034 893

Metal twist drill bits HSS-G, DIN 338

Diameter D mm	Working length L1 mm	Overall length L2 mm	Shank diameter mm	Packaging type	Pack quantity	Minimum order quantity ¹	Part number	EAN code
---------------	----------------------	----------------------	-------------------	----------------	---------------	-------------------------------------	-------------	----------

Pack of 5

8.1	75	117	8.1	R	5	1	F 00Y 145 884	4 014 468 034 909
8.2	75	117	8.2	R	5	1	F 00Y 145 885	4 014 468 034 916
8.3	75	117	8.3	R	5	1	F 00Y 145 886	4 014 468 034 923
8.4	75	117	8.4	R	5	1	F 00Y 145 887	4 014 468 034 930
8.5	75	117	8.5	R	5	1	F 00Y 145 888	4 014 468 034 947
8.6	81	125	8.6	R	5	1	F 00Y 145 889	4 014 468 034 954
8.7	81	125	8.7	R	5	1	F 00Y 145 890	4 014 468 034 961
8.8	81	125	8.8	R	5	1	F 00Y 145 891	4 014 468 034 978
8.9	81	125	8.9	R	5	1	F 00Y 145 892	4 014 468 034 985
9.0	81	125	9.0	R	5	1	F 00Y 145 893	4 014 468 034 992
9.1	81	125	9.1	R	5	1	F 00Y 145 894	4 014 468 035 005
9.2	81	125	9.2	R	5	1	F 00Y 145 895	4 014 468 035 012
9.3	81	125	9.3	R	5	1	F 00Y 145 896	4 014 468 035 029
9.4	81	125	9.4	R	5	1	F 00Y 145 897	4 014 468 035 036
9.5	81	125	9.5	R	5	1	F 00Y 145 898	4 014 468 035 043
9.6	87	133	9.6	R	5	1	F 00Y 145 899	4 014 468 035 050
9.7	87	133	9.7	R	5	1	F 00Y 145 900	4 014 468 035 067
9.8	87	133	9.8	R	5	1	F 00Y 145 901	4 014 468 035 074
9.9	87	133	9.9	R	5	1	F 00Y 145 902	4 014 468 035 081
10.0	87	133	10.0	R	5	1	F 00Y 145 903	4 014 468 035 098
10.2	87	133	10.2	R	5	1	F 00Y 145 904	4 014 468 035 104
10.5	87	133	10.5	R	5	1	F 00Y 145 907	4 014 468 035 135

Sets – Metal twist drill bits HSS-G, DIN 338

Set contents diameter mm	Diameter mm, stone	Diameter mm, metal	Diameter mm, wood	Packaging type	Pack quantity	Minimum order quantity ¹	Part number	EAN code
--------------------------	--------------------	--------------------	-------------------	----------------	---------------	-------------------------------------	-------------	----------



19-piece metal twist drill bit set "HSS-G" in metal case

1; 1.5; 2; 2.5	-	-	-	N	19	1	F 00Y 146 028	4 014 468 035 296
3; 3.5; 4; 4.5								
5; 5.5; 6; 6.5								
7; 7.5; 8; 8.5								
9; 9.5; 10								



25-piece metal twist drill bit set "HSS-G" in metal case

1; 1.5; 2; 2.5	-	-	-	N	25	1	F 00Y 146 029	4 014 468 035 302
3; 3.5; 4; 4.5								
5; 5.5; 6; 6.5								
7; 7.5; 8; 8.5								
9; 9.5; 10; 10.5								
11; 11.5; 12;								
12.5; 13								

 Pack quantity
(Pieces per pack)

 ¹ Minimum order quantity. The minimum order quantity is a fixed quantity of packs.
Orders are carried out only in multiples of the minimum order quantity.

Sets – Metal twist drill bits HSS-G, DIN 338

Set contents diameter mm	Diameter mm, stone	Diameter mm, metal	Diameter mm, wood	Packaging type	Pack quantity	Minimum order quantity ¹	Part number	EAN code
--------------------------	--------------------	--------------------	-------------------	----------------	---------------	-------------------------------------	-------------	----------

18-piece ToughBox metal twist drill bit set "HSS-G" in plastic case


1; 1.5; 2; 2.5	-	-	-	P	18	1	F 00Y 265 159	3 165 140 482 653
3; 3.5; 4; 4.5								
5; 5.5; 6; 6.5								
7; 7.5; 8; 8.5								
9; 9.5; 10								

19-piece ProBox metal twist drill bit set "HSS-G" in plastic case


1; 1.5; 2; 2.5	-	-	-	P	25	1	F 00Y 265 818	3 165 140 647 519
3; 3.5; 4; 4.5								
5; 5.5; 6; 6.5								
7; 7.5; 8; 8.5								
9; 9.5; 10								

25-piece ProBox metal twist drill bit set "HSS-G" in plastic case


1; 1.5; 2; 2.5	-	-	-	P	25	1	F 00Y 265 822	3 165 140 647 557
3; 3.5; 4; 4.5								
5; 5.5; 6; 6.5								
7; 7.5; 8; 8.5								
9; 9.5; 10; 10.5								
11; 11.5; 12;								
12.5; 13								

Metal twist drill bits HSS-G, DIN 340 (long)
Recommended for working on:

Alloyed and non-alloyed steel up to a tensile strength of 900 N/mm², cast steel, cast iron, sintered iron, malleable cast iron, non-ferrous metals and hard plastics

User instructions:

Long drill bit version for drilling deep holes and for drilling through drill bushes

Twist drill bit made of high speed steel manufactured to DIN 340; right-hand cutting twist drill bit, type N, drill bit tip 118°, chisel edge, diameter tolerance h 8; steel drill bit ground from solid metal; vapour-plated

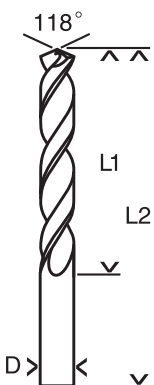
Diameter D mm	Working length L1 mm	Overall length L2 mm	Shank diameter mm	Packaging type	Pack quantity	Minimum order quantity ¹	Part number	EAN code
---------------	----------------------	----------------------	-------------------	----------------	---------------	-------------------------------------	-------------	----------

Pack of 1

2.5	62	95	2.5	C	2	1	F 00Y 145 130	4 014 468 031 892
3.0	66	100	3.0	B2	1	1	F 00Y 145 131	4 014 468 031 908
3.2	69	106	3.2	B2	1	1	F 00Y 145 132	4 014 468 031 915
3.5	73	112	3.5	B2	1	1	F 00Y 145 133	4 014 468 031 922
4.0	78	119	4.0	B2	1	1	F 00Y 145 134	4 014 468 031 939
4.2	78	119	4.2	B2	1	1	F 00Y 145 135	4 014 468 031 946
4.5	82	126	4.5	B2	1	1	F 00Y 145 136	4 014 468 031 953
4.8	87	132	4.8	B2	1	1	F 00Y 145 137	4 014 468 031 960
5.0	87	132	5.0	B2	1	1	F 00Y 145 138	4 014 468 031 977
5.5	91	139	5.5	B2	1	1	F 00Y 145 139	4 014 468 031 984
6.0	91	139	6.0	B2	1	1	F 00Y 145 140	4 014 468 031 991
6.5	97	148	6.5	B2	1	1	F 00Y 145 141	4 014 468 032 004
7.0	102	156	7.0	B2	1	1	F 00Y 145 142	4 014 468 032 011
7.5	102	156	7.5	B2	1	1	F 00Y 145 143	4 014 468 032 028
8.0	109	165	8.0	C	1	1	F 00Y 145 144	4 014 468 032 035
8.5	109	165	8.5	C	1	1	F 00Y 145 145	4 014 468 032 042
9.0	115	175	9.0	C	1	1	F 00Y 145 146	4 014 468 032 059
9.5	115	175	9.5	C	1	1	F 00Y 145 147	4 014 468 032 066
10.0	121	184	10.0	C	1	1	F 00Y 145 148	4 014 468 032 073
11.0	128	195	11.0	C	1	1	F 00Y 145 150	4 014 468 032 097
12.0	134	205	12.0	C	1	1	F 00Y 145 151	4 014 468 032 103
13.0	134	205	13.0	C	1	1	F 00Y 145 152	4 014 468 032 110

Pack of 10

1.5	45	70	1.5	R	10	1	F 00Y 240 145	4 014 468 014 901
2.0	56	85	2.0	R	10	1	F 00Y 240 150	4 014 468 014 918
2.5	62	95	2.5	R	10	1	F 00Y 240 155	4 014 468 014 925
3.0	66	100	3.0	R	10	1	F 00Y 240 160	4 014 468 014 932
3.2	69	106	3.2	R	10	1	F 00Y 240 162	4 014 468 014 949
3.5	73	112	3.5	R	10	1	F 00Y 240 165	4 014 468 014 956
3.8	78	119	3.8	R	10	1	F 00Y 240 168	4 014 468 014 963
4.0	78	119	4.0	R	10	1	F 00Y 240 170	4 014 468 014 970
4.1	78	119	4.1	R	10	1	F 00Y 240 171	4 014 468 014 987
4.2	78	119	4.2	R	10	1	F 00Y 240 172	4 014 468 014 994
4.5	82	126	4.5	R	10	1	F 00Y 240 175	4 014 468 015 007
4.8	87	132	4.8	R	10	1	F 00Y 145 218	4 014 468 032 516
5.0	87	132	5.0	R	10	1	F 00Y 240 180	4 014 468 015 014



Metal twist drill bits HSS-G, DIN 340 (long)

Diameter D mm	Working length L1 mm	Overall length L2 mm	Shank diameter mm	Packaging type	Pack quantity	Minimum order quantity ¹	Part number	EAN code
---------------	----------------------	----------------------	-------------------	----------------	---------------	-------------------------------------	-------------	----------

Pack of 10

5.1	87	132	5.1	R	10	1	F 00Y 240 181	4 014 468 015 021
5.2	87	132	5.2	R	10	1	F 00Y 240 182	4 014 468 015 038
5.3	87	132	5.3	R	10	1	F 00Y 240 183	4 014 468 015 045
5.5	91	139	5.5	R	10	1	F 00Y 240 185	4 014 468 015 052
5.7	91	139	5.7	R	10	1	F 00Y 240 187	4 014 468 015 069
5.8	91	139	5.8	R	10	1	F 00Y 240 188	4 014 468 015 076
6.0	91	139	6.0	R	10	1	F 00Y 240 190	4 014 468 015 083
6.5	97	148	6.5	R	10	1	F 00Y 240 195	4 014 468 015 090

Pack of 5

6.8	102	156	6.8	R	5	1	F 00Y 240 198	4 014 468 015 106
7.0	102	156	7.0	R	5	1	F 00Y 240 200	4 014 468 015 113
7.5	102	156	7.5	R	5	1	F 00Y 240 205	4 014 468 015 120
8.0	109	165	8.0	R	5	1	F 00Y 240 210	4 014 468 015 137
8.5	109	165	8.5	R	5	1	F 00Y 240 215	4 014 468 015 144
9.0	115	175	9.0	R	5	1	F 00Y 240 220	4 014 468 015 151
9.5	115	175	9.5	R	5	1	F 00Y 240 225	4 014 468 015 168
10.0	121	184	10.0	R	5	1	F 00Y 240 230	4 014 468 015 175
10.5	121	184	10.5	R	5	1	F 00Y 240 235	4 014 468 015 182

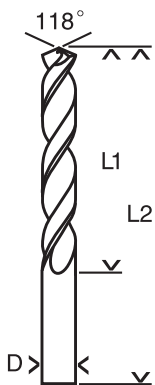
Metal twist drill bits HSS-G, DIN 1869 (extra-long)
Recommended for working on:

Alloyed and non-alloyed steel up to a tensile strength of 900 N/mm², cast steel, cast iron, sintered iron, malleable cast iron, non-ferrous metals and hard plastics

User instructions:

For drilling extremely deep holes; frequent chip removal and sufficient cooling; cutting speed and feed must be chosen according to the stability of the drill bit

Twist drill bit made of high speed steel manufactured to DIN 1869; right-hand cutting twist drill bit, type N, drill bit tip 118°, chisel edge, diameter tolerance h 8; steel drill bit ground from solid metal; vapour-plated



Diameter D mm	Working length L1 mm	Overall length L2 mm	Shank diameter mm	Packaging type	Pack quantity	Minimum order quantity ¹	Part number	EAN code
---------------	----------------------	----------------------	-------------------	----------------	---------------	-------------------------------------	-------------	----------

Pack of 1


4.0	120	175	4.0	C	1	1	F 00Y 241 014	4 014 468 016 318
4.5	125	185	4.5	C	1	1	F 00Y 241 016	4 014 468 016 325
5.0	135	195	5.0	C	1	1	F 00Y 241 017	4 014 468 016 332
5.5	140	205	5.5	C	1	1	F 00Y 241 018	4 014 468 016 349
6.0	140	205	6.0	C	1	1	F 00Y 241 019	4 014 468 016 356
6.5	150	215	6.5	C	1	1	F 00Y 241 020	4 014 468 016 363
7.0	155	225	7.0	C	1	1	F 00Y 241 021	4 014 468 016 370
8.0	165	240	8.0	C	1	1	F 00Y 241 023	4 014 468 016 387
8.5	165	240	8.5	C	1	1	F 00Y 241 024	4 014 468 016 394
9.0	175	250	9.0	C	1	1	F 00Y 241 025	4 014 468 016 400
10.0	185	265	10.0	C	1	1	F 00Y 241 027	4 014 468 016 417



Hawera metal twist drill bits:

HSS-R

Universal use in all different kinds of metals



Low-heat shaping manufacturing process

- > High elasticity
- > Torsion-resistant, i.e. less risk of breakage, particularly when drilling < 6 mm diameter

Oxide coating of the spiral flute

- > Rapid chip removal

Particularly tough core thickness and distinct hardness within its area of application

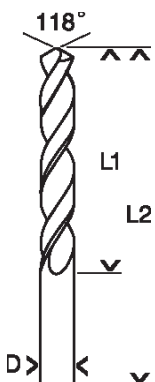
- > Long lifetime

Metal twist drill bits HSS-R, similar to DIN 338

Recommended for working on:

Alloyed and non-alloyed steel up to a tensile strength of 900 N/mm², cast iron, sintered iron, malleable cast iron, non-ferrous metals and hard plastics

Twist drill bit made of high speed steel manufactured to DIN 338; right-hand cutting twist drill bit, type N, drill bit tip 118°, chisel edge, diameter tolerance h 8; rolled spiral flute with ground point, vapour-plated; temperature-resistant cutting edge up to 400 °C



Diameter D mm	Working length L1 mm	Overall length L2 mm	Shank diameter mm	Packaging type	Pack quantity	Minimum order quantity ¹	Part number	EAN code
---------------	----------------------	----------------------	-------------------	----------------	---------------	-------------------------------------	-------------	----------

Pack of 1

1.0	12	34	1.0	C	2	1	F 00Y 241 155	4 014 468 006 975
1.5	18	40	1.5	C	2	1	F 00Y 241 156	4 014 468 006 982
2.0	24	49	2.0	C	1	1	F 00Y 241 157	4 014 468 006 999
2.5	30	57	2.5	C	1	1	F 00Y 241 158	4 014 468 007 002
3.0	33	61	3.0	C	1	1	F 00Y 241 159	4 014 468 007 019
3.1	36	65	3.1	C	1	1	F 00Y 143 624	4 014 468 023 897
3.2	36	65	3.2	C	1	1	F 00Y 241 161	4 014 468 007 033
3.3	36	65	3.3	C	1	1	F 00Y 241 162	4 014 468 007 040
3.4	36	65	3.4	C	1	1	F 00Y 241 163	4 014 468 007 057
3.5	39	70	3.5	C	1	1	F 00Y 241 164	4 014 468 007 064
4.0	43	75	4.0	C	1	1	F 00Y 241 166	4 014 468 007 088
4.1	43	75	4.1	C	1	1	F 00Y 241 167	4 014 468 007 095
4.2	43	75	4.2	C	1	1	F 00Y 241 168	4 014 468 007 101

Pack quantity
(Pieces per pack)

¹ Minimum order quantity. The minimum order quantity is a fixed quantity of packs.
Orders are carried out only in multiples of the minimum order quantity.

Metal twist drill bits HSS-R, similar to DIN 338

Diameter D mm	Working length L1 mm	Overall length L2 mm	Shank diameter mm	Packaging type	Pack quantity	Minimum order quantity ¹	Part number	EAN code
---------------	----------------------	----------------------	-------------------	----------------	---------------	-------------------------------------	-------------	----------

Pack of 1

4.5	47	80	4.5	C	1	1	F 00Y 241 169	4 014 468 007 118
4.8	52	86	4.8	C	1	1	F 00Y 132 868	4 014 468 007 125
5.0	52	86	5.0	C	1	1	F 00Y 241 172	4 014 468 007 132
5.1	52	86	5.1	C	1	1	F 00Y 143 625	4 014 468 023 903
5.2	52	86	5.2	C	1	1	F 00Y 143 626	4 014 468 023 910
5.5	57	93	5.5	C	1	1	F 00Y 241 175	4 014 468 007 163
6.0	57	93	6.0	C	1	1	F 00Y 241 176	4 014 468 007 170
6.5	63	101	6.5	C	1	1	F 00Y 241 177	4 014 468 007 187
6.8	69	109	6.8	C	1	1	F 00Y 241 192	4 014 468 007 194
7.0	69	109	7.0	C	1	1	F 00Y 241 178	4 014 468 007 200
7.5	69	109	7.5	C	1	1	F 00Y 241 179	4 014 468 007 217
8.0	75	117	8.0	C	1	1	F 00Y 241 180	4 014 468 007 224
8.5	75	117	8.5	C	1	1	F 00Y 241 182	4 014 468 007 248
9.0	81	125	9.0	C	1	1	F 00Y 241 183	4 014 468 007 255
9.5	81	125	9.5	C	1	1	F 00Y 241 184	4 014 468 007 262
10.0	87	133	10.0	C	1	1	F 00Y 241 185	4 014 468 007 279
10.2	87	133	10.2	C	1	1	F 00Y 241 193	4 014 468 007 286
10.5	87	133	10.5	C	1	1	F 00Y 241 186	4 014 468 007 293
11.0	94	142	11.0	C	1	1	F 00Y 241 187	4 014 468 007 309
11.5	94	142	11.5	C	1	1	F 00Y 241 188	4 014 468 007 316
12.0	101	151	12.0	C	1	1	F 00Y 241 189	4 014 468 007 323
12.5	101	151	12.5	C	1	1	F 00Y 241 190	4 014 468 007 330
13.0	101	151	13.0	C	1	1	F 00Y 241 191	4 014 468 007 347

Pack of 10

1.0	12	34	1.0	R	10	1	F 00Y 241 067	4 014 468 016 516
1.1	14	36	1.1	R	10	1	F 00Y 241 261	4 014 468 017 032
1.2	16	38	1.2	R	10	1	F 00Y 241 247	4 014 468 016 912
1.3	16	38	1.3	R	10	1	F 00Y 241 262	4 014 468 017 049
1.4	18	40	1.4	R	10	1	F 00Y 241 263	4 014 468 017 056
1.5	18	40	1.5	R	10	1	F 00Y 241 068	4 014 468 016 523
1.6	20	43	1.6	R	10	1	F 00Y 241 248	4 014 468 016 929
1.7	20	43	1.7	R	10	1	F 00Y 241 264	4 014 468 017 063
1.8	22	46	1.8	R	10	1	F 00Y 241 265	4 014 468 017 070
1.9	22	46	1.9	R	10	1	F 00Y 241 266	4 014 468 017 087
2.0	24	49	2.0	R	10	1	F 00Y 241 069	4 014 468 016 530
2.1	24	49	2.1	R	10	1	F 00Y 241 267	4 014 468 017 094
2.2	27	53	2.2	R	10	1	F 00Y 241 268	4 014 468 017 100
2.3	27	53	2.3	R	10	1	F 00Y 241 269	4 014 468 017 117
2.4	30	57	2.4	R	10	1	F 00Y 241 249	4 014 468 016 939
2.5	30	57	2.5	R	10	1	F 00Y 241 070	4 014 468 016 547
2.6	30	57	2.6	R	10	1	F 00Y 241 270	4 014 468 017 124
2.7	33	61	2.7	R	10	1	F 00Y 241 271	4 014 468 017 131
2.8	33	61	2.8	R	10	1	F 00Y 241 250	4 014 468 016 943
2.9	33	61	2.9	R	10	1	F 00Y 241 272	4 014 468 017 148
3.0	33	61	3.0	R	10	1	F 00Y 241 071	4 014 468 016 554
3.1	36	65	3.1	R	10	1	F 00Y 241 072	4 014 468 016 561
3.2	36	65	3.2	R	10	1	F 00Y 241 073	4 014 468 016 578
3.3	36	65	3.3	R	10	1	F 00Y 241 100	4 014 468 016 837
3.4	39	70	3.4	R	10	1	F 00Y 241 101	4 014 468 016 844
3.5	39	70	3.5	R	10	1	F 00Y 241 074	4 014 468 016 585

Metal twist drill bits HSS-R, similar to DIN 338

Diameter D mm	Working length L1 mm	Overall length L2 mm	Shank diameter mm	Packaging type	Pack quantity	Minimum order quantity ¹	Part number	EAN code
---------------	----------------------	----------------------	-------------------	----------------	---------------	-------------------------------------	-------------	----------

Pack of 10

3.6	39	70	3.6	R	10	1	F 00Y 241 102	4 014 468 016 851
3.7	39	70	3.7	R	10	1	F 00Y 241 274	4 014 468 017 155
3.8	43	75	3.8	R	10	1	F 00Y 241 275	4 014 468 017 162
3.9	43	75	3.9	R	10	1	F 00Y 241 251	4 014 468 016 950
4.0	43	75	4.0	R	10	1	F 00Y 241 075	4 014 468 016 592
4.1	43	75	4.1	R	10	1	F 00Y 241 076	4 014 468 016 608
4.2	43	75	4.2	R	10	1	F 00Y 241 077	4 014 468 016 615
4.3	47	80	4.3	R	10	1	F 00Y 241 276	4 014 468 017 179
4.4	47	80	4.4	R	10	1	F 00Y 241 252	4 014 468 016 967
4.5	47	80	4.5	R	10	1	F 00Y 241 078	4 014 468 016 622
4.6	47	80	4.6	R	10	1	F 00Y 241 277	4 014 468 017 186
4.7	47	80	4.7	R	10	1	F 00Y 241 103	4 014 468 016 868
4.8	52	86	4.8	R	10	1	F 00Y 241 104	4 014 468 016 875
4.9	52	86	4.9	R	10	1	F 00Y 241 105	4 014 468 016 882
5.0	52	86	5.0	R	10	1	F 00Y 241 079	4 014 468 016 639
5.1	52	86	5.1	R	10	1	F 00Y 241 080	4 014 468 016 646
5.2	52	86	5.2	R	10	1	F 00Y 241 081	4 014 468 016 653
5.3	52	86	5.3	R	10	1	F 00Y 241 278	4 014 468 017 193
5.4	57	93	5.4	R	10	1	F 00Y 241 279	4 014 468 017 209
5.5	57	93	5.5	R	10	1	F 00Y 241 082	4 014 468 016 660
5.6	57	93	5.6	R	10	1	F 00Y 241 253	4 014 468 016 974
5.7	57	93	5.7	R	10	1	F 00Y 241 280	4 014 468 017 216
5.8	57	93	5.8	R	10	1	F 00Y 241 281	4 014 468 017 223
5.9	57	93	5.9	R	10	1	F 00Y 241 282	4 014 468 017 230
6.0	57	93	6.0	R	10	1	F 00Y 241 083	4 014 468 016 677
6.1	63	101	6.1	R	10	1	F 00Y 241 283	4 014 468 017 247
6.2	63	101	6.2	R	10	1	F 00Y 241 284	4 014 468 017 254
6.3	63	101	6.3	R	10	1	F 00Y 241 254	4 014 468 016 981
6.4	63	101	6.4	R	10	1	F 00Y 241 285	4 014 468 017 261
6.5	63	101	6.5	R	10	1	F 00Y 241 084	4 014 468 016 684
6.6	63	101	6.6	R	10	1	F 00Y 241 286	4 014 468 017 278
6.7	63	101	6.7	R	10	1	F 00Y 241 255	4 014 468 016 998
6.8	69	109	6.8	R	10	1	F 00Y 241 287	4 014 468 017 285
6.9	69	109	6.9	R	10	1	F 00Y 241 288	4 014 468 017 292
7.0	69	109	7.0	R	10	1	F 00Y 241 085	4 014 468 016 691
7.1	69	109	7.1	R	10	1	F 00Y 241 256	4 014 468 017 001
7.2	69	109	7.2	R	10	1	F 00Y 241 289	4 014 468 017 308
7.3	69	109	7.3	R	10	1	F 00Y 241 290	4 014 468 017 315
7.4	69	109	7.4	R	10	1	F 00Y 241 291	4 014 468 017 322
7.5	69	109	7.5	R	10	1	F 00Y 241 086	4 014 468 016 707

Pack of 5

7.6	75	117	7.6	R	5	1	F 00Y 241 292	4 014 468 017 339
7.7	75	117	7.7	R	5	1	F 00Y 241 293	4 014 468 017 346
7.8	75	117	7.8	R	5	1	F 00Y 241 294	4 014 468 017 353
7.9	75	117	7.9	R	5	1	F 00Y 241 257	4 014 468 017 018
8.0	75	117	8.0	R	5	1	F 00Y 241 087	4 014 468 016 714
8.1	75	117	8.1	R	5	1	F 00Y 241 295	4 014 468 017 360
8.2	75	117	8.2	R	5	1	F 00Y 241 106	4 014 468 016 899
8.3	75	117	8.3	R	5	1	F 00Y 241 296	4 014 468 017 377
8.4	75	117	8.4	R	5	1	F 00Y 241 297	4 014 468 017 384

Metal twist drill bits HSS-R, similar to DIN 338

Diameter D mm	Working length L1 mm	Overall length L2 mm	Shank diameter mm	Packaging type	Pack quantity	Minimum order quantity ¹	Part number	EAN code
---------------	----------------------	----------------------	-------------------	----------------	---------------	-------------------------------------	-------------	----------

Pack of 5

8.5	75	117	8.5	R	5	1	F 00Y 241 088	4 014 468 016 721
8.6	81	125	8.6	R	5	1	F 00Y 241 298	4 014 468 017 391
8.7	81	125	8.7	R	5	1	F 00Y 241 299	4 014 468 017 407
8.8	81	125	8.8	R	5	1	F 00Y 241 300	4 014 468 017 414
8.9	81	125	8.9	R	5	1	F 00Y 241 301	4 014 468 017 421
9.0	81	125	9.0	R	5	1	F 00Y 241 089	4 014 468 016 738
9.1	81	125	9.1	R	5	1	F 00Y 241 302	4 014 468 017 438
9.2	81	125	9.2	R	5	1	F 00Y 241 303	4 014 468 017 445
9.3	81	125	9.3	R	5	1	F 00Y 241 304	4 014 468 017 452
9.4	81	125	9.4	R	5	1	F 00Y 241 305	4 014 468 017 469
9.5	81	125	9.5	R	5	1	F 00Y 241 090	4 014 468 016 745
9.6	87	133	9.6	R	5	1	F 00Y 241 258	4 014 468 017 025
9.7	87	133	9.7	R	5	1	F 00Y 241 306	4 014 468 017 476
9.8	87	133	9.8	R	5	1	F 00Y 241 307	4 014 468 017 483
9.9	87	133	9.9	R	5	1	F 00Y 241 308	4 014 468 017 490
10.0	87	133	10.0	R	5	1	F 00Y 241 091	4 014 468 016 752
10.2	87	133	10.2	R	5	1	F 00Y 241 309	4 014 468 017 506
10.5	87	133	10.5	R	5	1	F 00Y 241 092	4 014 468 016 769
11.0	94	142	11.0	R	5	1	F 00Y 241 093	4 014 468 016 776
11.5	94	142	11.5	R	5	1	F 00Y 241 094	4 014 468 016 783
12.0	101	151	12.0	R	5	1	F 00Y 241 095	4 014 468 016 790
12.5	101	151	12.5	R	5	1	F 00Y 241 096	4 014 468 016 806
13.0	101	151	13.0	R	5	1	F 00Y 241 097	4 014 468 016 813

Sets – Metal twist drill bits HSS-R, similar to DIN 338

Set contents diameter mm	Packaging type	Pack quantity	Minimum order quantity ¹	Part number	EAN code
--------------------------	----------------	---------------	-------------------------------------	-------------	----------



6-piece metal twist drill bit set "HSS-R" in plastic case

2	P	6	1	F 00Y 120 800	4 014 468 007 354
3					
4					
5					
6					
8					

Sets – Metal twist drill bits HSS-R, similar to DIN 338

Set contents diameter mm	Packaging type	Pack quantity	Minimum order quantity ¹	Part number	EAN code
--------------------------	----------------	---------------	-------------------------------------	-------------	----------



13-piece metal twist drill bit set "HSS-R" in plastic case

1.5; 2.0; 2.5; 3.0; 3.2; 3.5; 4.0; 4.5; 4.8; 5.0; 5.5; 6.0; 6.5	P	13	1	F 00Y 241 066	4 014 468 007 361
---	---	----	---	---------------	-------------------



19-piece metal twist drill bit set "HSS-R" in metal case

1; 1.5; 2; 2.5; 3; 3.5; 4; 4.5 5; 5.5; 6; 6.5 7; 7.5; 8; 8.5 9; 9.5; 10	N	19	1	F 00Y 241 064	4 014 468 007 378
---	---	----	---	---------------	-------------------



25-piece metal twist drill bit set "HSS-R" in metal case

1; 1.5; 2; 2.5 3; 3.5; 4; 4.5 5; 5.5; 6; 6.5 7; 7.5; 8; 8.5 9; 9.5; 10; 10.5 11; 11.5 12; 12.5; 13	N	25	1	F 00Y 241 063	4 014 468 007 385
--	---	----	---	---------------	-------------------



19-piece ProBox metal twist drill bit set "HSS-R" in plastic case

1; 1.5; 2; 2.5 3; 3.5; 4; 4.5 5; 5.5; 6; 6.5 7; 7.5; 8; 8.5 9; 9.5; 10	P	19	1	F 00Y 265 817	3 165 140 647 502
--	---	----	---	---------------	-------------------



25-piece ProBox metal twist drill bit set "HSS-R" in plastic case

1; 1.5; 2; 2.5 3; 3.5; 4; 4.5 5; 5.5; 6; 6.5 7; 7.5; 8; 8.5 9; 9.5; 10; 10.5 11; 11.5 12; 12.5; 13	P	25	1	F 00Y 265 821	3 165 140 647 540
--	---	----	---	---------------	-------------------

Metal twist drill bits HSS-R, with reduced shaft

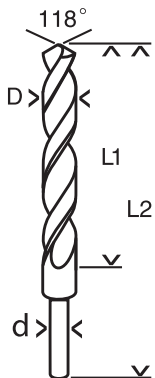
Recommended for working on:

Alloyed and non-alloyed steel up to a tensile strength of 900 N/mm², cast iron, sintered iron, malleable cast iron, non-ferrous metals and hard plastics

User instructions:

Reduced shaft enables fitting of larger drill bit diameters into smaller drill chucks


Twist drill bit made of high speed steel manufactured to DIN 338; right-hand cutting twist drill bit, type N, drill bit tip 118°, chisel edge, diameter tolerance h 8; rolled spiral flute with ground point, vapour-plated; temperature-resistant cutting edge up to 400 °C



Diameter D mm	Working length L1 mm	Overall length L2 mm	Shank diameter d mm	Packaging type	Pack quantity	Minimum order quantity ¹	Part number	EAN code
---------------	----------------------	----------------------	---------------------	----------------	---------------	-------------------------------------	-------------	----------

Pack of 1

12.0	101	151	10	C	1	1	F 00Y 240 882	4 014 468 015 861
12.5	101	151	10	C	1	1	F 00Y 240 883	4 014 468 015 878
13.0	101	151	10	C	1	1	F 00Y 240 884	4 014 468 015 885
13.5	108	160	10	C	1	1	F 00Y 240 885	4 014 468 015 892
14.0	108	160	10	C	1	1	F 00Y 240 886	4 014 468 015 908
14.5	114	169	10	C	1	1	F 00Y 240 887	4 014 468 015 915
15.0	114	169	10	C	1	1	F 00Y 240 888	4 014 468 015 922
15.5	120	178	10	C	1	1	F 00Y 240 889	4 014 468 015 939
16.0	120	178	10	C	1	1	F 00Y 240 890	4 014 468 015 946
16.5	125	184	13	C	1	1	F 00Y 240 891	4 014 468 015 953
17.0	125	184	13	C	1	1	F 00Y 240 892	4 014 468 015 960
18.0	130	191	13	C	1	1	F 00Y 240 894	4 014 468 015 977
19.0	135	198	13	C	1	1	F 00Y 240 896	4 014 468 015 984
20.0	140	205	13	C	1	1	F 00Y 240 898	4 014 468 015 991



Countersinks
Weld spot drill bits
Routing drill bits
Sheet metal cone drill bits
Step drill bits

Countersink bits HSS, DIN 335 C

Recommended for working on:

Non-ferrous metals, alloyed and non-alloyed steel and cast iron

User instructions:

Universal deburring and countersink bit for high surface quality

Ground countersink bit made of HSS with three cutting edges manufactured to DIN 335, step height 90°; easy re-sharpening at the cutting surface; vibration-free working



Diameter mm	Thread size	Overall length mm	Shank diameter mm	Packaging type	Pack quantity	Minimum order quantity ¹	Part number	EAN code
6.3	M 3	45	5	D	1	1	F 00Y 123 695	4 014 468 007 408
8.3	M 4	50	6	D	1	1	F 00Y 123 004	4 014 468 007 415
10.4	M 5	50	6	D	1	1	F 00Y 123 696	4 014 468 007 422
12.4	M 6	56	8	D	1	1	F 00Y 123 005	4 014 468 007 439
16.5	M 8	60	10	D	1	1	F 00Y 123 006	4 014 468 007 446
20.5	M 10	63	10	D	1	1	F 00Y 123 007	4 014 468 007 453
25.0	M 12	67	10	D	1	1	F 00Y 123 698	4 014 468 007 460

Slanting hole countersink bits HSS-E

Recommended for working on:

Non-ferrous metals, alloyed and non-alloyed steel, cast iron and stainless steel

Ground countersink made of HSS-E with 5% cobalt content and slanting hole according to factory standards; burr-free and vibration-free working



Head diameter mm	Overall length mm	Shank diameter mm	Countersink diameter mm	Packaging type	Pack quantity	Minimum order quantity ¹	Part number	EAN code
10	45	6	2-5	D	1	1	F 00Y 123 482	4 014 468 007 477
14	48	8	5-10	D	1	1	F 00Y 123 483	4 014 468 007 484
21	65	10	10-15	D	1	1	F 00Y 123 484	4 014 468 007 491
28	85	12	15-20	D	1	1	F 00Y 123 485	4 014 468 007 507

Weld spot drill bits HSS-Co

User instructions:

For clean, burr-free re-drilling of weld spots
 Centring tip prevents the bit from slipping off the weld spot

Diameter mm	Overall length mm	Shank diameter mm	Packaging type	Pack quantity	Minimum order quantity 1	Part number	EAN code
6	66	6	R	10	1	F 00Y 145 127	4 014 468 031 861
8	80	8	R	10	1	F 00Y 145 128	4 014 468 031 878

Routing drill bits HSS

User instructions:

Recommended speed 1,000 - 2,000 rpm; for routing any contours in thin-walled materials

Ground routing drill bit made of HSS; drill bit tip with split point 118°, deep-set cutting teeth

Diameter mm	Overall length mm	Shank diameter mm	Packaging type	Pack quantity	Minimum order quantity 1	Part number	EAN code
6	90	6	D	1	1	F 00Y 142 658	4 014 468 023 422

Sheet metal cone drill bits HSS
Recommended for working on:

Non-ferrous metals, steel plates and plastics

User instructions:

For drilling larger holes in thin-walled materials or enlarging existing holes; ground drill bit made of HSS; without pre-drilling in extremely thin sheet metals, burr-free and vibration-free, without friction deposits; exact drilling starts due to split point



Diameter mm	Working length mm	Overall length mm	Shank diameter mm	Packaging type	Pack quantity	Minimum order quantity 1	Part number	EAN code
3.0 - 14.0	34	58	6	D	1	1	F 00Y 123 012	4 014 468 007 521
5.0 - 20.0	44	71	8	D	1	1	F 00Y 123 013	4 014 468 007 538
5.0 - 31.0	81	103	9	D	1	1	F 00Y 123 015	4 014 468 007 552
16.0 - 30.5	52	76	9	D	1	1	F 00Y 123 014	4 014 468 007 545
24.0 - 40.0	62	89	10	D	1	1	F 00Y 139 363	4 014 468 017 926

Step drill bits HSS

Recommended for working on:

Stainless steel, non-ferrous metals, steel plates and plastics

User instructions:

For drilling cylindrical holes in solid material up to 4 mm thick; the tapered cutting edges of the next drilling step can simultaneously be used for deburring or chamfering of the hole drilled

Ground drill bit made of HSS; without pre-drilling in extremely thin sheet metals, burr-free and vibration-free, without friction deposits; exact drilling starts due to split point



Step diameter (range) mm	Number of steps	Step height	Overall length mm	Shank diameter	Packaging type	Pack quantity	Minimum order quantity ¹	Part number	EAN code
--------------------------	-----------------	-------------	-------------------	----------------	----------------	---------------	-------------------------------------	-------------	----------

Spiral-fluted step drill bit, 1/4" hex shank

4.0 - 20.00	9	4.0	70.5	6.5	E	1	1	F 00Y 265 771	3 165 140 630 320
-------------	---	-----	------	-----	---	---	---	---------------	-------------------



Spiral-fluted step drill bit, cylindrical shank

4.0 - 12.00	5	4.0	50.0	6.0	E	1	1	F 00Y 265 769	3 165 140 630 306
4.0 - 12.00	9	4.0	66.5	6.0	E	1	1	F 00Y 123 691	4 014 468 007 576
4.0 - 20.00	9	4.0	70.5	8.0	E	1	1	F 00Y 123 692	4 014 468 007 583
6.0 - 30.00	13	4.0	93.5	10.0	E	1	1	F 00Y 123 693	4 014 468 007 590
6.0 - 39.00	12	4.0	93.5	10.0	E	1	1	F 00Y 265 770	3 165 140 630 313

Spiral-fluted step drill bit, cylindrical shank

10 steps, diameter 6 – 10.5 – 12.5 – 16.5 – 20.5 – 25.5 – 28 – 32.5 – 35.5 – 40.5

M10	M12	M16	M20	M25	M32	M40			
6.0 - 40.5	16	6.0/4.0	125.5	10.0	D	1	1	F 00Y 265 772	3 165 140 630 337

12 steps, diameter 6 – 9 – 12.5 – 15.2 – 18.6 – 20.4 – 22.5 – 26 – 28.3 – 30.5 – 34.0 – 40.5

PG7	PG8	PG11	PG13,5	PG16	PG21	PG29			
6.0 - 40.5	12	4.0	93	10.0	D	1	1	F 00Y 139 360	4 014 468 017 896

Set – Step drill bits HSS



Step diameter (range) mm	Number of steps	Step height	Overall length mm	Shank diameter	Packaging type	Pack quantity	Minimum order quantity ¹	Part number	EAN code
--------------------------	-----------------	-------------	-------------------	----------------	----------------	---------------	-------------------------------------	-------------	----------

3-piece step drill bit set "HSS" in plastic case

4 - 12	9	4.0	66.5	6.0	N	1	-	F 00Y 139 362	4 014 468 017 919
4 - 20	9	4.0	70.5	8.0					
6 - 30	13	4.0	93.5	10.0					

Pack quantity
(Pieces per pack)

¹ Minimum order quantity. The minimum order quantity is a fixed quantity of packs.
Orders are carried out only in multiples of the minimum order quantity.

Accessories for metalworking

Plate size mm	Overall length mm	Cutter width mm	Packaging type	Pack quantity	Minimum order quantity ¹	Part number	EAN code
---------------	-------------------	-----------------	----------------	---------------	-------------------------------------	-------------	----------

Blunt scraper with reversible scraper plate made of tungsten carbide, four-cutter



-	430	20	C	1	1	F 00Y 102 335	4 014 468 011 580
-	480	25	C	1	1	F 00Y 102 336	4 014 468 011 597
-	480	30	C	1	1	F 00Y 102 337	4 014 468 011 603



Spare reversible scraper plates made of tungsten carbide, four-cutter

20x25x2	-	-	F	1	1	F 00Y 102 338	4 014 468 011 610
25x25x2	-	-	F	1	1	F 00Y 102 339	4 014 468 011 627
30x25x2	-	-	F	1	1	F 00Y 102 340	4 014 468 011 634

Centre punch with tungsten carbide tip for centre-punching hard materials



-	120	-	C	1	1	F 00Y 102 341	4 014 468 011 641
---	-----	---	---	---	---	---------------	-------------------

Scriber pen with tungsten carbide tip for etching in hard materials



-	150	-	C	1	1	F 00Y 102 342	4 014 468 011 658
---	-----	---	---	---	---	---------------	-------------------



Drilling Wood

Hawera wood drill bits:

Precise and fast

A compact drill bit range geared towards high productivity for wooden and board materials. Characterised by technical features that offer advantages both in the application (convenience, speed, durability) and in the result (precise, clean drilled hole, tear-free).



Brad point drill bits

SUPER

For dowel and screw holes.

The centring tip and the two raised pre-cutting spurs are CBN-ground. This enables accurate positioning and dimensionally correct drilled holes.

The special flute shape with double guiding section prevents chips getting jammed and ensures speedy chip removal.

> **precise, tear-free drilled holes**



Carbide plastic drill bits

Precision drilling in abrasive building materials, such as plywood and laminated boards.

Centring tip, diamond-ground, tungsten carbide main and side spurs: extra-sharp for optimum drilling rate.

> **dimensionally accurate drilled holes in demanding materials**



Large/deep drilled holes?

Extremely convenient drilling for carpenters, roofers and plumbers. These drill bits make it easier to drill large or deep holes in beams and wooden walls. The self-feeding drill bit tip and the new tip geometry make drilling easier, faster and more precise.

LEWIS


Auger bits

Market standard for the highest quality: with self-feeding threaded tip, pre-cutting spur and main spur. For high delivery volume and rapid drilling rate: flutes with Lewis shape.

> dimensionally correct

drilled holes

> effortless drilling progress



Formwork and installation drill bits

Robust drill bit for the construction site and interior fitting work: safe working, also in damp wood, in wood with nails, multiple layer light building materials or sandwich materials with metal. Secure connection of drill bit and extra-long shank, tapered flute into the offset drill bit and shank ends: for good chip removal and high drilling speed.

> drilling without jamming



Application recommendation

Wooden and board materials	Twist drill bits	Auger bits	Spade bits	Formwork and installation drill bits	TC hinge cutting bits	Forstner bits	Hardware drill bits	Disc cutters Shank cutters	Countersinks MULTI-CONSTRUCTION Multi-purpose drill bits
Softwood	●	●	●	●	●	●	●	●	●
Hardwood	●		●	●	●	●	●		●
Tropical woods	●			●		●		●	
Plywood	●	●	●	●	●	●	●	●	●
Veneered chipboard	●		●		●				
Plastic laminated chipboard/fibre boards	●			●	●	●			●
Resopal	●				●	●			●
Formica	●				●	●			●
Cement-bonded chipboard					●				●
Gypsum plasterboard	●		●	●					●
Rockwool boards			●	●					●
Porous concrete			●	●					●
Thermoplasts					●		●		●
Duroplasts	●				●		●		●
Hard foam materials	●		●	●	●		●		●

Speed recommendation

Wood drill bits

Brad point drill bits STANDARD	Diameter in mm	3 - 6	13 - 18	20 - 30		
	Speed (rpm)	1000	700	500		
Brad point drill bits SUPER	Diameter in mm	6	8	10 - 12	14 - 18	20
	Length 250 mm Speed (rpm)	1600	1400	1000	700	500
	Length 400 mm Speed (rpm)	-	1000	800	500	500
Auger bits	Diameter in mm	6 - 15	16 - 22	24 - 26	28 - 32	
	Length 235 mm Speed (rpm)	1600	1400	1000	800	
	Length 450 mm Speed (rpm)	1300	1000	800	800	
Spade bits	Diameter in mm	6 - 25	26 - 35	36 - 40		
	Speed (rpm)	1000	750	600		
Formwork and installation drill bits	Diameter in mm	8 - 14	16 - 22	24 - 26	28 - 30	
	Speed (rpm)	500	400	300	200	
Carbide plastic drill bits	Diameter in mm	15 - 18	20 - 26	28 - 35	36 - 50	
	Speed (rpm)	1500	1400	1000	600 - 800	
Forstner bits	Diameter in mm	10 - 20	22 - 25	26 - 30	32 - 35	36 - 50
	Speed (rpm)	1500	1100	900	800	600
Hardware drill bits	Diameter in mm	26	30 - 35			
	Speed (rpm)	1100	800			
Countersinks	Diameter in mm	3 - 12				
	Speed (rpm)	500 - 1000				


Hawera brad point drill bits:
SUPER

For precise and tear-free drilling


CBN-ground centring tip and 2 raised pre-cutting spurs

- > Easy, accurate positioning and drilling starts
- > Dimensionally correct, splinter-free holes

Double guiding section

- > Considerably improved guidance in the drilled hole, even in very short holes
- > Prevents chips getting jammed between drill bit and drilling surface

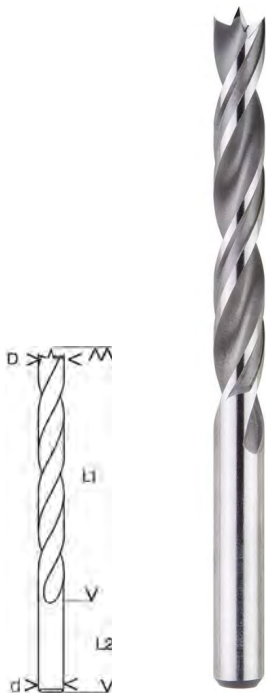

Brad point drill bits Super
Recommended for working on:

Soft and hard wood, laminated chipboard and hard fibre boards

User instructions:

For drilling exact, splinter-free holes

Wear-resistant CV steel; CBN-ground centring tip and 2 raised pre-cutting spurs; double guiding section



Diameter D mm	Working length L1 mm	Overall length L2 mm	Shank diameter d mm	Packaging type	Pack quantity	Minimum order quantity ¹	Part number	EAN code
---------------	----------------------	----------------------	---------------------	----------------	---------------	-------------------------------------	-------------	----------

3	33	61	3	B1	1	1	F 00Y 124 050	4 014 468 007 613
4	43	75	4	B1	1	1	F 00Y 124 051	4 014 468 007 620
5	52	86	5	B1	1	1	F 00Y 124 052	4 014 468 007 637
6	57	93	6	B1	1	1	F 00Y 124 053	4 014 468 007 644
7	69	109	7	B1	1	1	F 00Y 124 054	4 014 468 007 651
8	75	117	8	B1	1	1	F 00Y 124 055	4 014 468 007 668
9	81	120	9	B1	1	1	F 00Y 124 056	4 014 468 007 675
10	87	133	10	B1	1	1	F 00Y 124 057	4 014 468 007 682
11	89	142	8	B1	1	1	F 00Y 124 058	4 014 468 007 699
12	96	151	8	B1	1	1	F 00Y 124 059	4 014 468 007 705
13	96	151	8	B1	1	1	F 00Y 124 060	4 014 468 007 712

Sets – Brad point drill bits Super

Set contents diameter mm	Packaging type	Pack quantity	Minimum order quantity ¹	Part number	EAN code
--------------------------	----------------	---------------	-------------------------------------	-------------	----------



5-piece brad point drill bit set "Super" in plastic case

4	P	5	1	F 00Y 124 061	4 014 468 007 774
5					
6					
8					
10					



8-piece brad point drill bit set "Super" in plastic case

3	P	8	1	F 00Y 124 062	4 014 468 007 781
4					
5					
6					
7					
8					
9					
10					


Hawera brad point drill bits:

STANDARD

Tried and tested brad point drill bit

Brad point drill bits Standard
Recommended for working on:

Softwood, wood core plywood and non-laminated chipboard

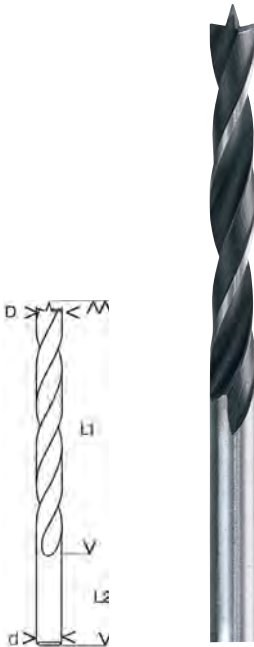
User instructions:

Rapid drilling, also with cordless drills

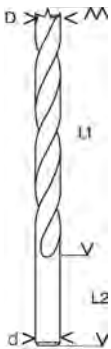
Wear-resistant CV steel; centring tip and 2 shoulder cutters

Diameter D mm	Working length L1 mm	Overall length L2 mm	Shank diameter d mm	Packaging type	Pack quantity	Minimum order quantity ¹	Part number	EAN code
---------------	----------------------	----------------------	---------------------	----------------	---------------	-------------------------------------	-------------	----------

3	33	61	3	B1	1	1	F 00Y 105 810	4 014 468 007 798
4	43	75	4	B1	1	1	F 00Y 105 811	4 014 468 007 804
5	52	86	5	B1	1	1	F 00Y 105 812	4 014 468 007 811
6	57	93	6	B1	1	1	F 00Y 105 813	4 014 468 007 828
7	69	109	7	B1	1	1	F 00Y 105 814	4 014 468 007 835
8	75	117	8	B1	1	1	F 00Y 105 815	4 014 468 007 842
9	81	120	9	B1	1	1	F 00Y 105 816	4 014 468 007 859
10	81	120	10	B1	1	1	F 00Y 105 817	4 014 468 007 866
11	89	142	8	B1	1	1	F 00Y 105 818	4 014 468 007 873
12	96	151	8	B1	1	1	F 00Y 105 819	4 014 468 007 880
13	96	151	8	B1	1	1	F 00Y 105 820	4 014 468 007 897
14	96	151	10	B1	1	1	F 00Y 105 821	4 014 468 007 903
15	100	160	10	C	1	1	F 00Y 105 822	4 014 468 007 910
16	100	160	10	C	1	1	F 00Y 105 823	4 014 468 007 927
18	130	180	10	C	1	1	F 00Y 105 824	4 014 468 007 934
20	140	200	10	C	1	1	F 00Y 105 825	4 014 468 007 941
22	140	210	13	C	1	1	F 00Y 105 742	4 014 468 007 958
24	140	215	13	C	1	1	F 00Y 105 743	4 014 468 007 965
26	145	215	13	C	1	1	F 00Y 105 744	4 014 468 007 972
28	145	220	13	C	1	1	F 00Y 105 745	4 014 468 007 989
30	145	220	13	C	1	1	F 00Y 105 746	4 014 468 007 996



Brad point drill bits Standard, extra-long



Recommended for working on:

Softwood, wood core plywood and non-laminated chipboard

User instructions:

Rapid drilling, also with cordless drills

Wear-resistant CV steel; centring tip and 2 shoulder cutters

Diameter D mm	Working length L1 mm	Overall length L2 mm	Shank diameter d mm	Packaging type	Pack quantity	Minimum order quantity ¹	Part number	EAN code
6	160	240	6	B1	1	1	F 00Y 138 256	4 014 468 008 009
8	160	240	8	B1	1	1	F 00Y 138 257	4 014 468 008 016
10	160	240	10	B1	1	1	F 00Y 138 258	4 014 468 008 023
12	200	240	10	B1	1	1	F 00Y 138 259	4 014 468 008 030
14	200	240	10	B1	1	1	F 00Y 138 260	4 014 468 008 047
16	200	240	10	C	1	1	F 00Y 138 261	4 014 468 008 054
18	200	260	10	C	1	1	F 00Y 138 262	4 014 468 008 061
20	200	260	10	C	1	1	F 00Y 138 263	4 014 468 008 078

Sets – Brad point drill bits Standard

Set contents diameter mm	Diameter mm, stone	Diameter mm, metal	Diameter mm, wood	Packaging type	Pack quantity	Minimum order quantity ¹	Part number	EAN code
--------------------------	--------------------	--------------------	-------------------	----------------	---------------	-------------------------------------	-------------	----------



5-piece brad point drill bit set "Standard" in plastic case

4	P	5	1	F 00Y 104 958	4 014 468 008 085
5					
6					
8					
10					



8-piece brad point drill bit set "Standard" in plastic case

3	P	8	1	F 00Y 104 957	4 014 468 008 092
4					
5					
6					
7					
8					
9					
10					

Pack quantity (Pieces per pack)

¹ Minimum order quantity. The minimum order quantity is a fixed quantity of packs. Orders are carried out only in multiples of the minimum order quantity.


Hawera auger bits:
LEWIS


Ideal in the ancillary building trade – Especially for carpenters and roofers


Optimised flute geometry with generous, smooth flutes

- > Fast and fatigue-free drilling
- > Chip removal without jamming, even in wet wood
- > High break resistance

Precision-ground drill bit tip with stepped diameter

- > Dimensionally correct holes

Hexagonal shank

- > Non-slip fitting in the drill chuck


Auger bits Lewis
Recommended for working on:

Soft and hard wood (fir, beech), wet wood, glued binders and veneered wood

User instructions:

For use in all drills with 13 mm drill chuck; straight shank at diameter of 6 mm; suitable for deep dowel holes and for pre-drilling rafter nails

Self-centring threaded point, one main spur and one pre-cutting spur



Diameter D mm	Working length L1 mm	Overall length L2 mm	Packaging type	Pack quantity	Minimum order quantity ¹	Part number	EAN code
---------------	----------------------	----------------------	----------------	---------------	-------------------------------------	-------------	----------

6	100	160	B1	1	1	F 00Y 212 046	4 014 468 045 653
6	160	235	B1	1	1	F 00Y 124 065	4 014 468 008 771
6	320	400	C	1	1	F 00Y 212 054	4 014 468 045 721
7	255	320	C	1	1	F 00Y 141 359	4 014 468 020 582
8	100	170	B1	1	1	F 00Y 212 047	4 014 468 045 660
8	160	235	B1	1	1	F 00Y 124 066	4 014 468 008 788
8	380	450	C	1	1	F 00Y 124 080	4 014 468 008 917
8	530	600	D	1	1	F 00Y 212 055	4 014 468 045 738
10	120	190	B1	1	1	F 00Y 212 049	4 014 468 045 677
10	160	235	B1	1	1	F 00Y 124 067	4 014 468 008 795
10	380	450	C	1	1	F 00Y 124 081	4 014 468 008 924
10	530	600	D	1	1	F 00Y 142 650	4 014 468 023 132
12	120	190	B1	1	1	F 00Y 212 050	4 014 468 045 684
12	160	235	B1	1	1	F 00Y 124 068	4 014 468 008 801
12	380	450	C	1	1	F 00Y 124 082	4 014 468 008 931

Pack quantity (Pieces per pack)

¹ Minimum order quantity. The minimum order quantity is a fixed quantity of packs. Orders are carried out only in multiples of the minimum order quantity.

Auger bits Lewis

Diameter D mm	Working length L1 mm	Overall length L2 mm	Packaging type	Pack quantity	Minimum order quantity ¹	Part number	EAN code
12	530	600	D	1	1	F 00Y 142 651	4 014 468 023 064
14	120	200	B	1	1	F 00Y 212 051	4 014 468 045 691
14	160	235	B	1	1	F 00Y 124 069	4 014 468 008 818
14	380	450	C	1	1	F 00Y 124 083	4 014 468 008 948
14	530	600	D	1	1	F 00Y 142 652	4 014 468 023 071
16	120	200	C	1	1	F 00Y 212 052	4 014 468 045 707
16	160	235	C	1	1	F 00Y 124 070	4 014 468 008 825
16	380	450	C	1	1	F 00Y 124 084	4 014 468 008 955
16	530	600	D	1	1	F 00Y 142 653	4 014 468 023 088
18	120	200	C	1	1	F 00Y 212 053	4 014 468 045 714
18	160	235	C	1	1	F 00Y 124 071	4 014 468 008 832
18	380	450	C	1	1	F 00Y 124 085	4 014 468 008 962
18	530	600	D	1	1	F 00Y 142 654	4 014 468 023 095
20	160	235	C	1	1	F 00Y 124 072	4 014 468 008 849
20	380	450	C	1	1	F 00Y 124 086	4 014 468 008 979
20	530	600	D	1	1	F 00Y 142 655	4 014 468 023 101
22	160	235	C	1	1	F 00Y 124 073	4 014 468 008 856
22	380	450	C	1	1	F 00Y 124 087	4 014 468 008 986
22	530	600	D	1	1	F 00Y 142 656	4 014 468 023 118
24	160	235	C	1	1	F 00Y 124 074	4 014 468 008 863
24	380	450	C	1	1	F 00Y 124 088	4 014 468 008 993
24	530	600	D	1	1	F 00Y 142 657	4 014 468 023 125
25	160	235	C	1	1	F 00Y 207 717	4 014 468 043 406
25	380	450	C	1	1	F 00Y 207 718	4 014 468 043 413
26	160	235	C	1	1	F 00Y 124 075	4 014 468 008 870
26	380	450	C	1	1	F 00Y 202 294	4 014 468 039 423
28	160	235	C	1	1	F 00Y 124 076	4 014 468 008 887
28	380	450	C	1	1	F 00Y 202 295	4 014 468 039 393
30	160	235	C	1	1	F 00Y 124 077	4 014 468 008 894
30	380	450	C	1	1	F 00Y 202 296	4 014 468 039 409
32	160	235	C	1	1	F 00Y 124 078	4 014 468 008 900
32	380	450	C	1	1	F 00Y 202 297	4 014 468 039 416

Sets – Auger bits Lewis

Set contents diameter mm	Overall length(s) mm	Packaging type	Pack quantity	Minimum order quantity ¹	Part number	EAN code
--------------------------	----------------------	----------------	---------------	-------------------------------------	-------------	----------

6-piece auger bit set "Lewis" in wooden case

10, 12, 14, 16, 18, 20	235	K	6	1	F 00Y 124 357	4 014 468 009 006
---------------------------	-----	---	---	---	---------------	-------------------

6-piece auger bit set "Lewis" in wooden case

10, 12, 14, 16, 18, 20	450	K	6	1	F 00Y 124 358	4 014 468 009 013
---------------------------	-----	---	---	---	---------------	-------------------

Pack quantity
(Pieces per pack)

¹ Minimum order quantity. The minimum order quantity is a fixed quantity of packs.
Orders are carried out only in multiples of the minimum order quantity.






Hawera spade bits:

SELF-CUT SPEED

Universal use in wood



Fast drilling thanks to self-feeding threaded point

- > Hawera SelfCutSpeed are ten times faster than standard spade bits
- > Two side spurs
- > Clean and safe drilling action
- > Made from specially tempered steel to own company standard
- > Insertion end with 1/4" hexagonal shank manufactured to ISO 1173 E6.3
- > Drill bit colour: blue and polished steel

Available from February 2013

Spade bits SelfCut Speed

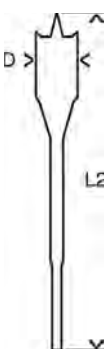
Recommended for working on:

Medium-hard and soft wood, chipboard and fibre boards as well as light building materials such as plasterboard

User instructions:

For use in all chuck holders and toolholders; easy guidance, particularly with hand-held drills; easy re-sharpening

Spade bit with self-feeding threaded point and two side spurs; manufactured to own factory standards from specially toughened steel; insertion end with 1/4" hexagonal shank manufactured to DIN 3126-E6.3



Diameter D mm	Overall length L2 mm	Packaging type	Pack quantity	Minimum order quantity ¹	Part number	EAN code
---------------	----------------------	----------------	---------------	-------------------------------------	-------------	----------

Overall length 152 mm

6	152	H	1	1	F 00Y 228 058	4 014 468 067 266
8	152	H	1	1	F 00Y 228 059	4 014 468 067 273
10	152	H	1	1	F 00Y 228 060	4 014 468 067 280
12	152	H	1	1	F 00Y 228 061	4 014 468 067 297
13	152	H	1	1	F 00Y 228 062	4 014 468 067 303
14	152	H	1	1	F 00Y 228 063	4 014 468 067 310
16	152	H	1	1	F 00Y 228 064	4 014 468 067 327
17	152	H	1	1	F 00Y 228 065	4 014 468 067 334
18	152	H	1	1	F 00Y 228 066	4 014 468 067 341
19	152	H	1	1	F 00Y 228 067	4 014 468 067 358
20	152	H	1	1	F 00Y 228 068	4 014 468 067 365
22	152	H	1	1	F 00Y 228 069	4 014 468 067 372

Pack quantity
(Pieces per pack)

¹ Minimum order quantity. The minimum order quantity is a fixed quantity of packs. Orders are carried out only in multiples of the minimum order quantity.

Spade bits SelfCut Speed

Diameter D mm	Overall length L2 mm	Packaging type	Pack quantity	Minimum order quantity ¹	Part number	EAN code
---------------	----------------------	----------------	---------------	-------------------------------------	-------------	----------

Overall length 152 mm

24	152	H	1	1	F 00Y 228 070	4 014 468 067 389
25	152	H	1	1	F 00Y 228 071	4 014 468 067 396
26	152	H	1	1	F 00Y 228 072	4 014 468 067 402
28	152	H	1	1	F 00Y 228 073	4 014 468 067 419
30	152	H	1	1	F 00Y 228 074	4 014 468 067 426
32	152	H	1	1	F 00Y 228 075	4 014 468 067 433
35	152	H	1	1	F 00Y 228 076	4 014 468 067 440
36	152	H	1	1	F 00Y 228 077	4 014 468 067 457
38	152	H	1	1	F 00Y 228 078	4 014 468 067 464
40	152	H	1	1	F 00Y 228 079	4 014 468 067 471

Overall length 400 mm

6	400	H	1	1	F 00Y 228 080	4 014 468 067 488
8	400	H	1	1	F 00Y 228 081	4 014 468 067 495
10	400	H	1	1	F 00Y 228 082	4 014 468 067 501
12	400	H	1	1	F 00Y 228 083	4 014 468 067 518
13	400	H	1	1	F 00Y 228 084	4 014 468 067 525
14	400	H	1	1	F 00Y 228 085	4 014 468 067 532
16	400	H	1	1	F 00Y 228 086	4 014 468 067 549
17	400	H	1	1	F 00Y 228 087	4 014 468 067 556
18	400	H	1	1	F 00Y 228 088	4 014 468 067 563
19	400	H	1	1	F 00Y 228 089	4 014 468 067 570
20	400	H	1	1	F 00Y 228 090	4 014 468 067 587
22	400	H	1	1	F 00Y 228 091	4 014 468 067 594
24	400	H	1	1	F 00Y 228 092	4 014 468 067 600
25	400	H	1	1	F 00Y 228 093	4 014 468 067 617
26	400	H	1	1	F 00Y 228 094	4 014 468 067 624
28	400	H	1	1	F 00Y 228 095	4 014 468 067 631
30	400	H	1	1	F 00Y 228 096	4 014 468 067 648
32	400	H	1	1	F 00Y 228 097	4 014 468 067 655
35	400	H	1	1	F 00Y 228 098	4 014 468 067 662
36	400	H	1	1	F 00Y 228 099	4 014 468 067 679
38	400	H	1	1	F 00Y 228 100	4 014 468 067 686
40	400	H	1	1	F 00Y 228 101	4 014 468 067 693

Sets – Spade bits SelfCut


Set contents diameter mm	Overall length(s) mm	Packaging type	Pack quantity	Minimum order quantity ¹	Part number	EAN code
--------------------------	----------------------	----------------	---------------	-------------------------------------	-------------	----------

6-piece spade bit set "SelfCut Speed" in wrap bag

14, 16, 18, 20, 22, 24	152	Q	6	1	F 00Y 265 102	3 165 140 441 070
---------------------------	-----	---	---	---	---------------	-------------------

Pack quantity
(Pieces per pack)

¹ Minimum order quantity. The minimum order quantity is a fixed quantity of packs.
Orders are carried out only in multiples of the minimum order quantity.

Sets – Spade bits SelfCut Speed


Mount for machine side	Overall length mm	Packaging type	Pack quantity	Minimum order quantity ¹	Part number	EAN code
------------------------	-------------------	----------------	---------------	-------------------------------------	-------------	----------

Extension 1/4" (6.35 mm) hexagonal shank

1/4"	152	F	1	1	F 00Y 228 102	4 014 468 067 709
1/4"	305	F	1	1	F 00Y 228 127	4 014 468 067 723





Hawera formwork and installation drill bits



Robust drill bit for the construction site



Secured fine-thread connection between bit and shank

- > Improved true-running precision
- > Lowest risk of breakage

Tapered flute and offset drill bit and shank ends

- > Safe work without jamming, even in damp wood
- > Nails that are embedded in wood can be cut through

Extra-long shaft and HSS quality

- > Versatile drilling in multiple layer light building materials or sandwich materials
- > Also suitable as a facade and roofer's drill bit for metal, etc.

Formwork and installation drill bits HSS

Recommended for working on:

Formwork, boards, planks, beams, plasterboard, light building materials, insulations and metal, e.g. metal plates, sandwich material with steel, aluminium or profile sheet

User instructions:

For use in all drills with 13 mm drill chuck; only drill with rotary function, deactivate impact; long drill bit with wide range of applications, both for the building trade (formwork) and for interior fitting work, plumbing, heating and electrical installation

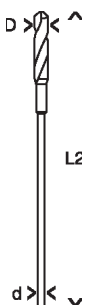
Twist drill bit in HSS quality with long shank end, drill bit tip with chisel edge 118°, manufactured to DIN 7490; meets the safety standards of the "Berufsgenossenschaft Holz" (German timber trade association)



Diameter D mm	Overall length L2 mm	Shank diameter d mm	Packaging type	Pack quantity	Minimum order quantity ¹	Part number	EAN code
---------------	----------------------	---------------------	----------------	---------------	-------------------------------------	-------------	----------

Overall length 400 mm

8	400	6	C	1	1	F 00Y 104 896	4 014 468 009 020
10	400	8	C	1	1	F 00Y 104 897	4 014 468 009 037
12	400	8	C	1	1	F 00Y 104 898	4 014 468 009 044
14	400	8	C	1	1	F 00Y 104 899	4 014 468 009 051
16	400	10	C	1	1	F 00Y 104 900	4 014 468 009 068
18	400	10	C	1	1	F 00Y 104 901	4 014 468 009 075
20	400	10	C	1	1	F 00Y 104 902	4 014 468 009 082
22	400	10	C	1	1	F 00Y 104 903	4 014 468 009 099
24	400	11	C	1	1	F 00Y 104 904	4 014 468 009 105



Pack quantity (Pieces per pack)

¹ Minimum order quantity. The minimum order quantity is a fixed quantity of packs. Orders are carried out only in multiples of the minimum order quantity.

Formwork and installation drill bits HSS

Diameter D mm	Overall length L2 mm	Shank diameter d mm	Packaging type	Pack quantity	Minimum order quantity ¹	Part number	EAN code
---------------	----------------------	---------------------	----------------	---------------	-------------------------------------	-------------	----------

Overall length 600 mm

8	600	6	C	1	1	F 00Y 104 910	4 014 468 009 112
10	600	8	C	1	1	F 00Y 104 911	4 014 468 009 129
12	600	8	C	1	1	F 00Y 104 912	4 014 468 009 136
14	600	8	C	1	1	F 00Y 104 913	4 014 468 009 143
16	600	10	C	1	1	F 00Y 104 914	4 014 468 009 150
18	600	10	C	1	1	F 00Y 104 915	4 014 468 009 167
20	600	10	C	1	1	F 00Y 104 916	4 014 468 009 174
22	600	10	C	1	1	F 00Y 104 917	4 014 468 009 181
24	600	11	C	1	1	F 00Y 104 918	4 014 468 009 198
26	600	11	C	1	1	F 00Y 104 919	4 014 468 009 204
28	600	11	C	1	1	F 00Y 104 920	4 014 468 009 211
30	600	11	C	1	1	F 00Y 104 921	4 014 468 009 228

Overall length 800 mm

10	800	8	C	1	1	F 00Y 141 360	4 014 468 020 599
12	800	8	C	1	1	F 00Y 141 361	4 014 468 020 605
14	800	8	C	1	1	F 00Y 141 362	4 014 468 020 612
16	800	10	C	1	1	F 00Y 141 363	4 014 468 020 629
18	800	10	C	1	1	F 00Y 141 364	4 014 468 020 636
20	800	10	C	1	1	F 00Y 141 365	4 014 468 020 643
22	800	10	C	1	1	F 00Y 141 366	4 014 468 020 650
24	800	11	C	1	1	F 00Y 141 367	4 014 468 020 667





Hawera hinge cutting bits

Dimensionally correct and tear-free drilling in various types of wood

TC hinge cutting bits

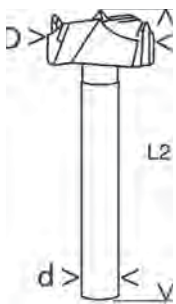
Recommended for working on:

Abrasive building materials such as plywood, hardwood, plastic-laminated wood, wood fibreboard and chipboard

User instructions:

Productive and absolutely exact working by hand or with a drill stand; suitable for joiners and carpenters, especially in window, door and kitchen fitting

Precision-ground, extra-sharp tungsten carbide cutting edges, shape similar to DIN 7483 G; two of each: diamond-ground side and main spurs, with short centring tip

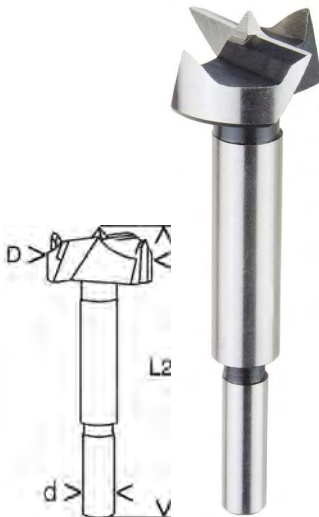


Diameter D mm	Overall length L2 mm	Shank diameter d mm	Packaging type	Pack quantity	Minimum order quantity ¹	Part number	EAN code
15	90	10	D	1	1	F 00Y 104 836	4 014 468 008 641
18	90	10	D	1	1	F 00Y 123 976	4 014 468 008 658
20	90	10	D	1	1	F 00Y 104 837	4 014 468 008 665
22	90	10	D	1	1	F 00Y 123 977	4 014 468 008 672
24	90	10	D	1	1	F 00Y 123 978	4 014 468 008 689
25	90	10	D	1	1	F 00Y 104 838	4 014 468 008 696
26	90	10	D	1	1	F 00Y 104 839	4 014 468 008 702
30	90	10	D	1	1	F 00Y 104 840	4 014 468 008 719
35	90	10	F	1	1	F 00Y 104 841	4 014 468 008 726
40	90	10	E	1	1	F 00Y 123 979	4 014 468 008 733

Hinge cutting bits
Recommended for working on:

Softwood, chipboard and wood core plywood

Two of each: diamond-ground side and main spurs with short centring tip



Diameter D mm	Overall length L2 mm	Shank diameter d mm	Packaging type	Pack quantity	Minimum order quantity ¹	Part number	EAN code
8	90	8x30	D	1	1	F 00Y 123 930	4 014 468 008 436
10	90	8x30	D	1	1	F 00Y 104 959	4 014 468 008 443
12	90	8x30	D	1	1	F 00Y 104 960	4 014 468 008 450
14	90	8x30	D	1	1	F 00Y 104 961	4 014 468 008 467
15	90	8x30	D	1	1	F 00Y 104 962	4 014 468 008 474
16	90	8x30	D	1	1	F 00Y 104 963	4 014 468 008 481
18	90	8x30	D	1	1	F 00Y 104 964	4 014 468 008 498
20	90	8x30	D	1	1	F 00Y 104 965	4 014 468 008 504
22	90	8x30	D	1	1	F 00Y 123 931	4 014 468 008 511
24	90	8x30	D	1	1	F 00Y 123 932	4 014 468 008 528
25	90	8x30	D	1	1	F 00Y 104 970	4 014 468 008 535
26	90	8x30	D	1	1	F 00Y 104 971	4 014 468 008 542
28	90	8x30	D	1	1	F 00Y 123 933	4 014 468 008 559
30	90	8x30	D	1	1	F 00Y 104 972	4 014 468 008 566
32	90	10x30	D	1	1	F 00Y 104 966	4 014 468 008 573
34	90	10x30	D	1	1	F 00Y 123 934	4 014 468 008 580
35	90	10x30	D	1	1	F 00Y 104 973	4 014 468 008 597
40	90	10x30	D	1	1	F 00Y 123 935	4 014 468 008 603
45	90	10x30	D	1	1	F 00Y 123 936	4 014 468 008 610
50	90	10x30	D	1	1	F 00Y 123 937	4 014 468 008 627
55	90	10x30	D	1	1	F 00Y 141 358	4 014 468 020 575

Set – Hinge cutting bits


Set contents diameter mm	Packaging type	Pack quantity	Minimum order quantity ¹	Part number	EAN code
--------------------------	----------------	---------------	-------------------------------------	-------------	----------

5-piece carbide plastic drill bit set in wooden case

15	K	5	1	F 00Y 123 938	4 014 468 008 634
20					
25					
30					
35					



Forstner drill bits
Disc cutters
Countersinks

Forstner drill bits, similar to DIN 7483 G

Recommended for working on:

Solid wood and veneered wooden boards (also marginal holes)

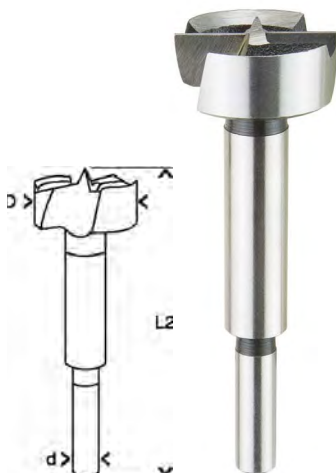
User instructions:

For use in all drills with 10 mm drill chuck; drill bit meets the high requirements of trade and industry users due to its high cut quality in the drilled hole and tear-free drilled hole edges

Precision drill bit with two blades and side spurs with short centring tip similar to DIN 7483 G; tempered special steel manufactured to own factory standards, cutter hardness min. 50 HRC; reduced straight shank, forged and ground drill bit head

Diameter D mm	Overall length L2 mm	Shank diameter d mm	Packaging type	Pack quantity	Minimum order quantity ¹	Part number	EAN code
---------------	----------------------	---------------------	----------------	---------------	-------------------------------------	-------------	----------

10	90	8x30	D	1	1	F 00Y 105 826	4 014 468 008 214
12	90	8x30	D	1	1	F 00Y 105 827	4 014 468 008 221
14	90	8x30	D	1	1	F 00Y 105 828	4 014 468 008 238
15	90	8x30	D	1	1	F 00Y 105 829	4 014 468 008 245
16	90	8x30	D	1	1	F 00Y 105 830	4 014 468 008 252
18	90	8x30	D	1	1	F 00Y 105 831	4 014 468 008 269
20	90	8x30	D	1	1	F 00Y 105 832	4 014 468 008 276
22	90	8x30	D	1	1	F 00Y 105 833	4 014 468 008 283
24	90	8x30	D	1	1	F 00Y 105 834	4 014 468 008 290
25	90	8x30	D	1	1	F 00Y 105 835	4 014 468 008 306
26	90	8x30	D	1	1	F 00Y 105 836	4 014 468 008 313
28	90	8x30	D	1	1	F 00Y 105 837	4 014 468 008 320
30	90	8x30	D	1	1	F 00Y 105 838	4 014 468 008 337
32	90	10x30	D	1	1	F 00Y 123 950	4 014 468 008 344
34	90	10x30	D	1	1	F 00Y 123 951	4 014 468 008 351
35	90	10x30	D	1	1	F 00Y 105 839	4 014 468 008 368
36	90	10x30	D	1	1	F 00Y 123 952	4 014 468 008 375
38	90	10x30	D	1	1	F 00Y 123 953	4 014 468 008 382
40	90	10x30	D	1	1	F 00Y 105 840	4 014 468 008 399
45	90	10x30	D	1	1	F 00Y 123 954	4 014 468 008 405
50	90	10x30	D	1	1	F 00Y 123 955	4 014 468 008 412



Set – Forstner drill bits, similar to DIN 7483 G


Set contents diameter mm	Packaging type	Pack quantity	Minimum order quantity ¹	Part number	EAN code
--------------------------	----------------	---------------	-------------------------------------	-------------	----------

5-piece set in wooden case

15	K	5	1	F 00Y 123 956	4 014 468 008 429
20					
25					
30					
35					

Disc cutters / Shank cutters, DIN 7489
For repairing:

Branches and poor quality pieces of wood in conjunction with Hawera Forstner or hinge cutting bits

User instructions:

Disc cutters with 0.1 mm oversize for close fitting of knothole dowels

Precisely ground inner and outer cutting edges



Inner diameter mm	Overall length mm	Packaging type	Pack quantity	Minimum order quantity ¹	Part number	EAN code
-------------------	-------------------	----------------	---------------	-------------------------------------	-------------	----------

10	140	E	1	1	F 00Y 104 889	4 014 468 008 146
15	140	E	1	1	F 00Y 104 890	4 014 468 008 153
20	140	E	1	1	F 00Y 104 891	4 014 468 008 160
25	140	E	1	1	F 00Y 104 892	4 014 468 008 177
30	140	E	1	1	F 00Y 104 893	4 014 468 008 184
35	160	E	1	1	F 00Y 104 894	4 014 468 008 191
40	160	E	1	1	F 00Y 104 895	4 014 468 008 207

Countersinks, similar to DIN 6446 B



Recommended for working on:

Wood, plastic and non-ferrous metal

User instructions:

For countersink and pan-head screws

Tool steel with 5 cutting edges; 90° countersink angle

Diameter mm	Overall length mm	Packaging type	Pack quantity	Minimum order quantity ¹	Part number	EAN code
10	90	D	1	1	F 00Y 104 941	4 014 468 008 108
13	90	D	1	1	F 00Y 104 942	4 014 468 008 115
16	90	D	1	1	F 00Y 104 943	4 014 468 008 122
20	90	D	1	1	F 00Y 104 944	4 014 468 008 139

Shell counterborer

Recommended for working on:

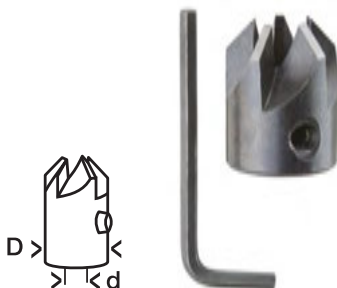
Hard and soft wood, laminated and non-laminated chipboard, and plywood

User instructions:

Suitable for brad point drill bits; drilling and countersinking in a single operation; simply turned; can also be used as a drilling depth stop; tool steel with 5 cutting edges; 90° countersink angle

Inner diameter d mm	Outer diameter D mm	Packaging type	Pack quantity	Minimum order quantity ¹	Part number	EAN code
3	16	D	1	1	F 00Y 141 353	4 014 468 020 520
4	16	D	1	1	F 00Y 141 354	4 014 468 020 537
5	16	D	1	1	F 00Y 141 355	4 014 468 020 544
6	16	D	1	1	F 00Y 141 356	4 014 468 020 551
8	20	D	1	1	F 00Y 141 357	4 014 468 020 568
10	20	D	1	1	F 00Y 142 589	4 014 468 022 937

Supplied with hexagon pin key but without drill bit

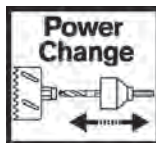




Drilling Holesaws



Hawera holesaws: **Practical**

Holesaws for interior fitting work: **Electricians and plumbers** value the new **Multi-Construction** because it is perfectly suitable for drilling holes through **wood**, tiles and **masonry**. This is a major advantage – for example when working on sockets.



Progressor, the specialist for fast working in **wood** and **metal**. The holesaw for **all-round use** on the construction site and in the workshop. With outstanding performance in inox, steel, aluminium, hardwood, composite materials and plastics. Both holesaws can be fitted to all conventional drills with a single **quick-change adapter**.

Which Hawera holesaw is suitable for working on which materials?
The double-sided table below provides the answer to this question.




Application ranges	Application instructions
Acrylic glass	Use coolant
Fibre-reinforced composites	
Plasterboard and plaster blocks	
Plastics	
Laminate	
Natural wood, hardwood	
Sandwich materials	
Chipboard, raw, veneered, laminated	
Plywood, wood core plywood	
Roofing tiles	Not concrete roofing tiles
Vertically perforated brick	Reduce feed pressure
Lightweight concrete	
Masonry	
Solid brick	
Wall tiles	Low speed at hardness rating of 6
Floor tiles, porcelain, fine stoneware	
Cement-bonded fibre boards	
Cement-bonded chipboard	
Aluminium	Use cutting oil
Non-ferrous metals	Use cutting oil
Thin sheet metals (INOX, steel, aluminium, copper)	Use cutting oil
INOX	Use cutting oil
Steel, cast iron	Use cutting oil



Diamond-ground tungsten carbide teeth, drop-shaped chip clearance slots.



HSS bi-metal with 8% cobalt. Progressive tooth strip.



Die-cast aluminium body. Hardened teeth.



PROGRESSOR	MULTI CONSTRUCTION	XHCERAMICS	HSS-BIMETAL	KARAT	Hole cutters
○	●		○	●	●
○	●		○	●	○
○	●		○	●	
○	●		○	●	○
○	●		○	●	●
○	●		○	●	●
○	●		○	●	○
○	●		○	●	●
○	●		○	●	●
	●			●	
	●			●	
	●			●	
	●			●	
	●			●	
	●	●		●	
	●	●		●	
	●			●	
	●			●	
●			●		
●			●		
●			●		
●			○		
●			●		

● especially suitable ○ suitable

Speed recommendation

PROGRESSOR, HSS-BIMETAL

Diameter in mm	Stainless steel, rpm	Steel, HSS bi-metal rpm	Aluminium rpm	Wood, PVC rpm
14	300	550	900	3000
16	275	530	825	3000
17	250	500	750	3000
19	230	460	690	3000
20	220	440	675	3000
21	210	425	660	3000
22	195	390	580	3000
24	185	370	555	2700
25	175	350	525	2700
27	160	325	480	2700
29	150	300	450	2700
30	145	285	425	2400
32	140	275	410	2400
33	135	260	390	2400
35	125	250	375	2400
37	120	240	360	2400
38	115	230	345	2400
40	110	220	330	2100
41	105	210	315	2100
43	100	205	305	2100
44	95	195	295	2100
46	95	190	285	2100
48	90	18	270	2100
51	85	170	255	2000
52	80	165	240	2000
54	80	160	240	2000
56	80	155	240	2000

Diameter in mm	Stainless steel, rpm	Steel rpm	Aluminium rpm	Wood, PVC rpm
57	75	150	225	2000
59	75	145	225	2000
60	70	140	220	2000
64	65	135	205	1850
65	65	130	200	1850
67	65	130	195	1800
68	65	130	190	1800
70	60	125	185	1800
73	60	120	180	1800
76	55	115	170	1800
79	55	110	165	1500
83	50	105	155	1500
86	50	100	150	1500
89	45	95	145	1200
92	45	90	140	1200
95	45	90	135	1200
98	45	90	135	1200
102	40	85	130	1000
105	40	80	120	1000
108	40	80	120	900
111	40	80	120	900
114	35	75	105	900
121	35	75	95	900
127	30	65	90	800
140	25	60	85	800
152	25	55	75	800

MULTI CONSTRUCTION, KARAT

Diameter in mm	Wooden boards and chipboard rpm	Plastic rpm	Masonry, Karat rpm	Tiles rpm
20 - 35	1000	800	800	500
40 - 50	800	600	700	400
58 - 74	600	400	600	400
80 - 105	400	300	300	300

XH CERAMICS

Diameter in mm	Diameter in inches	Speed reception rpm
19	3/4	800 - 1200
20	25/32	800 - 1200
22	7/8	800 - 1200
25	1	800 - 1200
29	1 1/8	500 - 900
32	1 1/4	500 - 900
35	1 3/8	500 - 900
38	1 1/2	500 - 900
41	1 5/8	500 - 900
44	1 3/4	500 - 900
51	2	400 - 800
54	2 1/8	400 - 800
57	2 1/4	400 - 800
60	2 3/8	200 - 600
64	2 1/2	200 - 600
65	2 9/16	200 - 600
67	2 5/8	200 - 600
68	2 11/16	200 - 600
70	2 3/4	200 - 600
76	3	200 - 600
79	3 1/8	150 - 500
83	3 1/4	150 - 500

All it takes is a click

Hawera holesaws equipped with the Power-Change adapter can be fitted to all conventional drills with a single click.

Tool-free insertion of pilot drill bit and holesaw into the **quick-change adapter**. This means that you no longer have to screw the accessory on and off.



Insert the pilot drill bit....



... insert the holesaw....
click!





... and drill!

Only one adapter

> **XH CERAMICS,
MULTICONSTRUCTION
PROGRESSOR**

> For all important
diameters

> for all conventional
drills



19 - 83 mm diameter

20 - 105 mm diameter

14 - 152 mm diameter





Hawera holesaws

PROGRESSOR

The specialist for fast working in wood and metal



Progressive tooth strip with 10° cutting angle

> For a powerful bite and accelerated chip clearance

Tooth ring with 8% cobalt alloy

> Extreme resistance and long lifetime

Power-Change adapter

> Fast and safe securing and releasing of pilot drill bit and holesaw with just one click

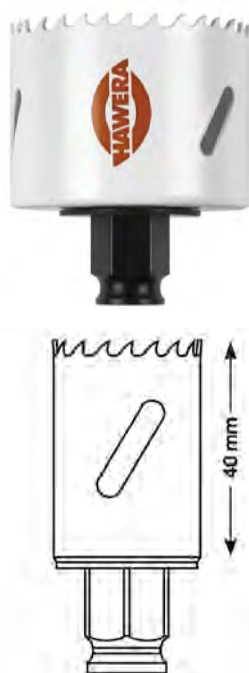
Holesaws HSS bi-metal Progressor

Recommended for working on:

Aluminium, non-ferrous metal, steel, cast iron, inox, sheet metal, soft and hard wood, plywood, wood core plywood, chipboard (raw-veneered), sandwich materials, plastic, acrylic glass, plasterboard and plaster blocks

User instructions:

For use in drills with drill chuck or SDS-plus holder; only drill with rotary function, deactivate impact



Diameter mm	Diameter inch	Packaging type	Pack quantity	Minimum order quantity ¹	Part number	EAN code
-------------	---------------	----------------	---------------	-------------------------------------	-------------	----------

14	9/16	G	1	1	F 00Y 227 629	4 014 468 066 337
16	5/8	G	1	1	F 00Y 227 630	4 014 468 066 344
17	11/16	G	1	1	F 00Y 227 631	4 014 468 066 351
19	3/4	G	1	1	F 00Y 227 632	4 014 468 066 368
20	25/32	G	1	1	F 00Y 227 633	4 014 468 066 375
21	13/16	G	1	1	F 00Y 227 634	4 014 468 066 382
22	7/8	G	1	1	F 00Y 227 635	4 014 468 066 399
24	15/16	G	1	1	F 00Y 227 636	4 014 468 066 405
25	1	G	1	1	F 00Y 227 637	4 014 468 066 412
27	1 1/16	G	1	1	F 00Y 227 638	4 014 468 066 429
29	1 1/8	G	1	1	F 00Y 227 639	4 014 468 066 436
30	1 3/16	G	1	1	F 00Y 227 640	4 014 468 066 443
32	1 1/4	G	1	1	F 00Y 227 641	4 014 468 066 450
33	1 5/16	G	1	1	F 00Y 227 642	4 014 468 066 467

Pack quantity
(Pieces per pack)

¹ Minimum order quantity. The minimum order quantity is a fixed quantity of packs.
Orders are carried out only in multiples of the minimum order quantity.

Holesaws HSS bi-metal Progressor

Diameter mm	Diameter inch	Packaging type	Pack quantity	Minimum order quantity ¹	Part number	EAN code
35	1 3/8	G	1	1	F 00Y 227 643	4 014 468 066 474
37	1 7/16	G	1	1	F 00Y 227 644	4 014 468 066 481
38	1 1/2	G	1	1	F 00Y 227 645	4 014 468 066 498
40	1 9/16	G	1	1	F 00Y 227 646	4 014 468 066 504
41	1 5/8	G	1	1	F 00Y 227 647	4 014 468 066 511
43	1 11/16	G	1	1	F 00Y 227 648	4 014 468 066 528
44	1 3/4	G	1	1	F 00Y 227 649	4 014 468 066 535
46	1 13/16	G	1	1	F 00Y 227 650	4 014 468 066 542
48	1 7/8	G	1	1	F 00Y 227 651	4 014 468 066 559
51	2	G	1	1	F 00Y 227 652	4 014 468 066 566
52	2 1/16	G	1	1	F 00Y 227 653	4 014 468 066 573
54	2 1/8	G	1	1	F 00Y 227 654	4 014 468 066 580
56	2 3/16	G	1	1	F 00Y 227 655	4 014 468 066 597
57	2 1/4	G	1	1	F 00Y 227 656	4 014 468 066 603
59	2 5/16	G	1	1	F 00Y 227 657	4 014 468 066 610
60	2 3/8	G	1	1	F 00Y 227 658	4 014 468 066 627
64	2 1/2	G	1	1	F 00Y 227 659	4 014 468 066 634
65	2 9/16	G	1	1	F 00Y 227 660	4 014 468 066 641
67	2 5/8	G	1	1	F 00Y 227 661	4 014 468 066 658
68	2 11/16	G	1	1	F 00Y 227 662	4 014 468 066 665
70	2 3/4	G	1	1	F 00Y 227 663	4 014 468 066 672
73	2 7/8	G	1	1	F 00Y 227 664	4 014 468 066 689
76	3	G	1	1	F 00Y 227 665	4 014 468 066 696
79	3 1/8	G	1	1	F 00Y 227 666	4 014 468 066 702
83	3 1/4	G	1	1	F 00Y 227 667	4 014 468 066 719
86	3 3/8	G	1	1	F 00Y 227 668	4 014 468 066 726
89	3 1/2	G	1	1	F 00Y 227 669	4 014 468 066 733
92	3 5/8	G	1	1	F 00Y 227 670	4 014 468 066 740
95	3 3/4	G	1	1	F 00Y 227 671	4 014 468 066 757
98	3 7/8	L	1	1	F 00Y 227 672	4 014 468 066 764
102	4	L	1	1	F 00Y 227 673	4 014 468 066 771
105	4 1/8	L	1	1	F 00Y 227 674	4 014 468 066 788
108	4 1/4	L	1	1	F 00Y 227 675	4 014 468 066 795
111	4 3/8	L	1	1	F 00Y 227 676	4 014 468 066 801
114	4 1/2	L	1	1	F 00Y 227 677	4 014 468 066 818
121	4 3/4	L	1	1	F 00Y 227 678	4 014 468 066 825
127	5	L	1	1	F 00Y 227 679	4 014 468 066 832
140	5 1/2	L	1	1	F 00Y 227 680	4 014 468 066 849
152	6	L	1	1	F 00Y 227 681	4 014 468 066 856



Sets – Holesaws HSS bi-metal Progressor

Set contents diameter mm	Packaging type	Pack quantity	Minimum order quantity ¹	Part number	EAN code
--------------------------	----------------	---------------	-------------------------------------	-------------	----------



8-piece set, including Power-Change adapter, HSS-Co pilot drill bit

22	T	8	1	F 00Y 227 682	4 014 468 066 863
29					
35					
44					
51					
64					



11-piece set, including 1 Power-Change adapter, 2 HSS-Co pilot drill bits

25	T	11	1	F 00Y 265 348	3 165 140 538 572
32					
40					
54					
60					
68					
76					
86					



13-piece set, including Power-Change adapter, HSS-Co pilot drill bit

19	T	13	1	F 00Y 227 683	4 014 468 066 870
22					
25					
29					
35					
38					
44					
51					
57					
64					
76					

Accessories – Holesaws HSS bi-metal Progressor

Mount for machine side	Overall length mm	Packaging type	Pack quantity	Minimum order quantity ¹	Part number	EAN code
------------------------	-------------------	----------------	---------------	-------------------------------------	-------------	----------

6-piece adapter set for HSS bi-metal holesaw on Power-Change adapter

-	-	F	6	1	F 00Y 227 688	4 014 468 066 924
---	---	---	---	---	---------------	-------------------

Pack quantity
(Pieces per pack)

¹ Minimum order quantity. The minimum order quantity is a fixed quantity of packs. Orders are carried out only in multiples of the minimum order quantity.

Accessories – Holesaws HSS bi-metal Progressor

Mount for machine side	Overall length mm	Packaging type	Pack quantity	Minimum order quantity ¹	Part number	EAN code
------------------------	-------------------	----------------	---------------	-------------------------------------	-------------	----------

Power-Change adapter with 9.5 mm hex shank with HSS-Co pilot drill bit; for holesaw diameter of 14 - 152 mm



Hexagon WAF 9.5	-	H	1	1	F 00Y 227 684	4 014 468 066 887
-----------------	---	---	---	---	---------------	-------------------

Power-Change adapter with 11 mm hex shank with HSS-Co pilot drill bit. For holesaw diameter of 14 - 152 mm.



Hexagon WAF 11 mm	-	G	1	1	F 00Y 265 155	3 165 140 476 645
-------------------	---	---	---	---	---------------	-------------------

Power-Change adapter with SDS-plus shank, with HSS-Co pilot drill bit; for holesaw diameter of 14 - 152 mm.



SDS-plus	-	H	1	1	F 00Y 227 685	4 014 468 066 894
----------	---	---	---	---	---------------	-------------------

Power-Change adapter with 8 mm hex shank. For holesaw diameter of 14 - 152 mm. Without pilot drill bit.



Hexagon WAF 8 mm	82	G	1	1	F 00Y 265 246	3 165 140 519 878
------------------	----	---	---	---	---------------	-------------------

Power-Change adapter Heavy Duty with 11 mm hex shank. For holesaw diameter of 14 - 152 mm. Without pilot drill bit.



Hexagon WAF 11 mm	80	G	1	1	F 00Y 265 248	3 165 140 520 188
-------------------	----	---	---	---	---------------	-------------------

Power-Change adapter with SDS-plus shank. For holesaw diameter of 14 - 152 mm. Without pilot drill bit.



SDS-plus	98	G	1	1	F 00Y 265 247	3 165 140 519 885
----------	----	---	---	---	---------------	-------------------

HSS-Co pilot drill bit with 1/4" hex shank, 135° point angle and split point; length = 80 mm



-	80	B1	1	1	F 00Y 227 686	4 014 468 066 900
---	----	----	---	---	---------------	-------------------

305 mm extension with 3/8" hex shank (WAF 9.5)



-	305	F	1	1	F 00Y 227 746	4 014 468 066 986
---	-----	---	---	---	---------------	-------------------



Hawera holesaws

MULTI CONSTRUCTION

The specialist for interior fitting work and renovation



Diamond-ground tungsten carbide teeth

> Extremely powerful and durable

Drop-shaped chip clearance slots

> Rapid, uninterrupted drilling rate

Power-Change adapter

> Fast and safe securing and releasing of pilot drill bit and holesaw with just one click

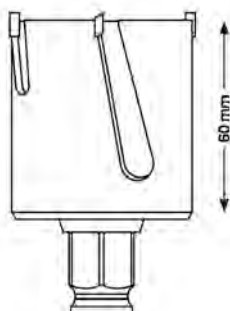
Multi-purpose holesaws MultiConstruction

Recommended for working on:

Soft and hard wood, plywood, wood core plywood, chipboard (raw-veneered), laminate, sandwich materials, plastics, acrylic glass, masonry, wall tiles, brick, plasterboard and plaster blocks, Heraklit boards, Eternit, aerated concrete, solid bricks, roofing tiles, vertically perforated bricks and limestone

User instructions:

For use in drills with drill chuck or SDS-plus holder; only drill with rotary function, deactivate impact



Diameter mm	Number of teeth	Packaging type	Pack quantity	Minimum order quantity ¹	Part number	EAN code
-------------	-----------------	----------------	---------------	-------------------------------------	-------------	----------

20	3	G	1	1	F 00Y 227 799	4 014 468 067 730
25	3	G	1	1	F 00Y 227 800	4 014 468 067 747
30	3	G	1	1	F 00Y 227 801	4 014 468 067 754
35	3	G	1	1	F 00Y 227 802	4 014 468 067 761
40	3	G	1	1	F 00Y 227 803	4 014 468 067 778
45	3	G	1	1	F 00Y 227 804	4 014 468 067 785
50	3	G	1	1	F 00Y 227 805	4 014 468 067 792
55	4	G	1	1	F 00Y 227 806	4 014 468 067 808
58	4	G	1	1	F 00Y 227 807	4 014 468 067 815
60	4	G	1	1	F 00Y 227 808	4 014 468 067 822
63	4	G	1	1	F 00Y 227 809	4 014 468 067 839
65	4	G	1	1	F 00Y 227 810	4 014 468 067 846
68	4	G	1	1	F 00Y 227 811	4 014 468 067 853

Pack quantity (Pieces per pack)

¹ Minimum order quantity. The minimum order quantity is a fixed quantity of packs. Orders are carried out only in multiples of the minimum order quantity.

Multi-purpose holesaws MultiConstruction

Diameter mm	Number of teeth	Packaging type	Pack quantity	Minimum order quantity ¹	Part number	EAN code
70	4	G	1	1	F 00Y 227 812	4 014 468 067 860
71	4	G	1	1	F 00Y 227 813	4 014 468 067 877
74	4	G	1	1	F 00Y 227 814	4 014 468 067 884
76	4	G	1	1	F 00Y 227 815	4 014 468 067 891
80	4	G	1	1	F 00Y 227 816	4 014 468 067 907
85	4	G	1	1	F 00Y 227 817	4 014 468 067 914
90	4	G	1	1	F 00Y 227 818	4 014 468 067 921
105	5	G	1	1	F 00Y 227 819	4 014 468 067 938


Accessories – Multi-purpose holesaws MultiConstruction

Mount for machine side	Overall length mm	Packaging type	Pack quantity	Minimum order quantity ¹	Part number	EAN code
------------------------	-------------------	----------------	---------------	-------------------------------------	-------------	----------

4-piece adapter set for Karat holesaw on Power-Change adapter

-	-	F	4	1	F 00Y 227 747	4 014 468 066 993
---	---	---	---	---	---------------	-------------------

Power-Change adapter with 8 mm hex shank with tungsten carbide pilot drill bit; for holesaw diameter of 20 - 105 mm.



Hexagon WAF 8 mm	-	H	1	1	F 00Y 227 744	4 014 468 066 962
---------------------	---	---	---	---	---------------	-------------------

Power-Change adapter with 11 mm hex shank with tungsten carbide pilot drill bit. For holesaw diameter of 20-105 mm.



Hexagon WAF 11 mm	-	G	1	1	F 00Y 265 156	3 165 140 476 652
----------------------	---	---	---	---	---------------	-------------------

Power-Change adapter with SDS-plus shank, with tungsten carbide pilot drill bit. For holesaw diameter of 20 - 105 mm



SDS-plus	-	H	1	1	F 00Y 227 745	4 014 468 066 979
----------	---	---	---	---	---------------	-------------------

Power-Change adapter with 8 mm hex shank. For holesaw diameter of 14 - 152 mm. Without pilot drill bit.



Hexagon WAF 8 mm	82	G	1	1	F 00Y 265 246	3 165 140 519 878
---------------------	----	---	---	---	---------------	-------------------

Accessories – Multi-purpose holesaws MultiConstruction

Mount for machine side	Overall length mm	Packaging type	Pack quantity	Minimum order quantity ¹	Part number	EAN code
------------------------	-------------------	----------------	---------------	-------------------------------------	-------------	----------

Power-Change adapter Heavy Duty with 11 mm hex shank.
For holesaw diameter of 14 - 152 mm. Without pilot drill bit.



Hexagon WAF 11 mm	80	G	1	1	F 00Y 265 248	3 165 140 520 188
----------------------	----	---	---	---	---------------	-------------------

Power-Change adapter
with SDS-plus shank. For holesaw diameter of 14 - 152 mm. Without pilot drill bit.



SDS-plus	98	G	1	1	F 00Y 265 247	3 165 140 519 885
----------	----	---	---	---	---------------	-------------------

Tungsten carbide pilot drill bit with 1/4" hex shank, 118° drill bit tip;
centred, special multi-purpose diamond-ground
carbide tip; length = 120 mm



-	120	B1	1	1	F 00Y 228 248	4 014 468 067 952
---	-----	----	---	---	---------------	-------------------

HSS-Co pilot drill bit with 1/4" hex shank, 135° point angle and
split point; length = 120 mm



-	120	B1	1	1	F 00Y 231 786	4 014 468 068 065
---	-----	----	---	---	---------------	-------------------

305 mm extension with 3/8" hex shank (WAF 9.5)



-	305	F	1	1	F 00Y 227 746	4 014 468 066 986
---	-----	---	---	---	---------------	-------------------

Pack quantity
(Pieces per pack)

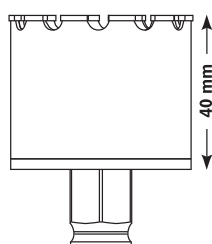
¹ Minimum order quantity. The minimum order quantity is a fixed quantity of packs.
Orders are carried out only in multiples of the minimum order quantity.


Hawera diamond wet drill bits and holesaws:
XH CERAMICS

Precise drilling in hard tiles


Diamond wet drill bits XH Ceramics


Diameter mm	Working length mm	Overall length mm	Packaging type	Pack quantity	Minimum order quantity ¹	Part number	EAN code
5	30	65	E	1	1	F 00Y 265 221	3 165 140 495 837
6	35	65	E	1	1	F 00Y 265 222	3 165 140 495 844
7	35	65	E	1	1	F 00Y 265 223	3 165 140 495 851
8	35	65	E	1	1	F 00Y 265 224	3 165 140 495 868
10	35	65	E	1	1	F 00Y 265 225	3 165 140 495 875
12	35	65	E	1	1	F 00Y 265 226	3 165 140 495 882
14	35	65	E	1	1	F 00Y 265 227	3 165 140 495 899

Diamond holesaws XH Ceramics


Diameter mm	Diameter inch	Working length mm	Packaging type	Pack quantity	Minimum order quantity ¹	Part number	EAN code
-------------	---------------	-------------------	----------------	---------------	-------------------------------------	-------------	----------

Diamond holesaw with Power-Change adapter

19	3/4	40	G	1	1	F 00Y 265 172	3 165 140 489 263
20	25/32	40	G	1	1	F 00Y 265 173	3 165 140 489 270
22	7/8	40	G	1	1	F 00Y 265 174	3 165 140 489 287
25	1	40	G	1	1	F 00Y 265 175	3 165 140 489 294
29	1 1/8	40	G	1	1	F 00Y 265 176	3 165 140 489 300
32	1 1/4	40	G	1	1	F 00Y 265 177	3 165 140 489 317
35	1 3/8	40	G	1	1	F 00Y 265 178	3 165 140 489 324
38	1 1/2	40	G	1	1	F 00Y 265 179	3 165 140 489 331
41	1 5/8	40	G	1	1	F 00Y 265 244	3 165 140 515 177
44	1 3/4	40	G	1	1	F 00Y 265 180	3 165 140 489 348
51	2	40	G	1	1	F 00Y 265 181	3 165 140 489 355
54	2 1/8	40	G	1	1	F 00Y 265 182	3 165 140 489 362
57	2 1/4	40	G	1	1	F 00Y 265 183	3 165 140 489 379
60	2 3/8	40	G	1	1	F 00Y 265 184	3 165 140 489 386
64	2 1/2	40	G	1	1	F 00Y 265 185	3 165 140 489 393
65	2 9/16	40	G	1	1	F 00Y 265 186	3 165 140 489 409
67	2 5/8	40	G	1	1	F 00Y 265 187	3 165 140 489 416

 Pack quantity
(Pieces per pack)

 ¹ Minimum order quantity. The minimum order quantity is a fixed quantity of packs.
Orders are carried out only in multiples of the minimum order quantity.

Diamond holesaws XH Ceramics

Diameter mm	Diameter inch	Working length mm	Packaging type	Pack quantity	Minimum order quantity ¹	Part number	EAN code
-------------	---------------	-------------------	----------------	---------------	-------------------------------------	-------------	----------

Diamond holesaw with Power-Change adapter

68	2 11/16	40	G	1	1	F 00Y 265 188	3 165 140 489 423
70	2 3/4	40	G	1	1	F 00Y 265 189	3 165 140 489 430
76	3	40	G	1	1	F 00Y 265 190	3 165 140 489 447
79	3 1/8	40	G	1	1	F 00Y 265 191	3 165 140 489 454
83	3 1/4	40	G	1	1	F 00Y 265 192	3 165 140 489 461

Accessories – Diamond wet drill bits and holesaws XH Ceramics

Mount for machine side	Overall length mm	Packaging type	Pack quantity	Minimum order quantity ¹	Part number	EAN code
------------------------	-------------------	----------------	---------------	-------------------------------------	-------------	----------



Power-Change adapter with 8 mm hex shank.
For holesaw diameter of 14 - 152 mm. Without pilot drill bit.

Hexagon WAF 8 mm	82	G	1	1	F 00Y 265 246	3 165 140 519 878
------------------	----	---	---	---	---------------	-------------------



Power-Change adapter Heavy Duty with 11 mm hex shank.
For holesaw diameter of 14 - 152 mm. Without pilot drill bit.

Hexagon WAF 11 mm	80	G	1	1	F 00Y 265 248	3 165 140 520 188
-------------------	----	---	---	---	---------------	-------------------



Power-Change adapter with SDS-plus shank.
For holesaw diameter of 14 - 152 mm. Without pilot drill bit.

SDS-plus	98	G	1	1	F 00Y 265 247	3 165 140 519 885
----------	----	---	---	---	---------------	-------------------



Spring-mounted centring pin with tungsten carbide tip for starting to drill in hard materials

1/4" hex shank	-	G	1	1	F 00Y 265 617	3 165 140 575 539
----------------	---	---	---	---	---------------	-------------------

Accessories – Diamond drill bits and holesaws XH Ceramics

Packaging type	Pack quantity	Minimum order quantity ¹	Part number	EAN code
----------------	---------------	-------------------------------------	-------------	----------



Centring aid for diamond holesaws

L	1	1	F 00Y 265 198	3 165 140 489 669
---	---	---	---------------	-------------------



Centring aid for diamond drill bits

G	1	1	F 00Y 265 230	3 165 140 495 929
---	---	---	---------------	-------------------



Water bottle for diamond holesaws and drill bits

L	1	1	F 00Y 265 231	3 165 140 495 936
---	---	---	---------------	-------------------





Hawera holesaws

HSS-BIMETAL

The specialist for clean, precise round holes in metal and wood



Holesaws HSS bi-metal

Recommended for working on:

Cast steel, cast iron, structural steel, alloyed and non-alloyed aluminium, bronze, copper, PVC, acrylic glass, plasterboard and wood

User instructions:

For use in box column drills, hand-held drills and rotary hammers (deactivate impact); maximum cutting depth for all sizes 38 mm; the cut quality depends on using the correct speed and cooling (observe operating instructions); a high-quality cutting oil should be used when sawing metals (except for cast iron); chips should be removed as often as possible to prevent the saw from overheating; holesaw is ideal for electricians, heating engineers, plumbers and locksmiths, as well as machine, apparatus, container and car body manufacture

Breakproof design with solid support plate; high speed steel tooth strip in M3 quality; high carbon steel body; Vario-Pitch tooth strip for fast drilling rate.



Insertion end with both SDS-plus and hex shank

14	9/16	L	1	1	F 00Y 142 590	4 014 468 022 951
16	5/8	L	1	1	F 00Y 118 321	4 014 468 009 235
17	11/16	L	1	1	F 00Y 142 591	4 014 468 022 944
19	3/4	L	1	1	F 00Y 118 322	4 014 468 009 242
20	25/32	L	1	1	F 00Y 118 323	4 014 468 009 259
21	13/16	L	1	1	F 00Y 118 324	4 014 468 009 266
22	7/8	L	1	1	F 00Y 118 325	4 014 468 009 273
24	15/16	L	1	1	F 00Y 142 592	4 014 468 022 968
25	1	L	1	1	F 00Y 118 326	4 014 468 009 280
27	1 1/16	L	1	1	F 00Y 118 327	4 014 468 009 297
29	1 1/8	L	1	1	F 00Y 118 328	4 014 468 009 303



Holesaws HSS bi-metal

Diameter mm	Diameter inch	Packaging type	Pack quantity	Minimum order quantity ¹	Part number	EAN code
-------------	---------------	----------------	---------------	-------------------------------------	-------------	----------

Insertion end with both SDS-plus and hex shank

30	1 3/16	L	1	1	F 00Y 118 329	4 014 468 009 310
32	1 1/4	L	1	1	F 00Y 118 330	4 014 468 009 327
33	1 5/16	L	1	1	F 00Y 142 593	4 014 468 022 975
35	1 3/8	L	1	1	F 00Y 118 331	4 014 468 009 334
37	1 7/16	L	1	1	F 00Y 142 594	4 014 468 022 982
38	1 1/2	L	1	1	F 00Y 118 332	4 014 468 009 341
40	1 9/16	L	1	1	F 00Y 118 333	4 014 468 009 358
41	1 5/8	L	1	1	F 00Y 118 334	4 014 468 009 365
43	1 11/16	L	1	1	F 00Y 142 595	4 014 468 023 002
44	1 3/4	L	1	1	F 00Y 118 335	4 014 468 009 372
46	1 13/16	L	1	1	F 00Y 118 336	4 014 468 009 389
48	1 7/8	L	1	1	F 00Y 118 354	4 014 468 009 396
51	2	L	1	1	F 00Y 118 337	4 014 468 009 402
52	2 1/16	L	1	1	F 00Y 142 596	4 014 468 023 019
54	2 1/8	L	1	1	F 00Y 118 338	4 014 468 009 419
56	2 3/16	L	1	1	F 00Y 212 256	4 014 468 046 384
57	2 1/4	L	1	1	F 00Y 118 339	4 014 468 009 426
59	2 5/16	L	1	1	F 00Y 212 253	4 014 468 046 377
60	2 3/8	L	1	1	F 00Y 118 340	4 014 468 009 433
64	2 1/2	L	1	1	F 00Y 118 341	4 014 468 009 440
65	2 9/16	L	1	1	F 00Y 118 002	4 014 468 009 457
67	2 5/8	L	1	1	F 00Y 118 342	4 014 468 009 464
68	2 11/16	L	1	1	F 00Y 118 920	4 014 468 009 471
70	2 3/4	L	1	1	F 00Y 118 343	4 014 468 009 488
73	2 7/8	L	1	1	F 00Y 142 597	4 014 468 023 026
76	3	L	1	1	F 00Y 118 344	4 014 468 009 495
79	3 1/8	L	1	1	F 00Y 138 226	4 014 468 009 501
83	3 1/4	L	1	1	F 00Y 118 356	4 014 468 009 518
86	3 3/8	L	1	1	F 00Y 142 598	4 014 468 023 033
89	3 1/2	L	1	1	F 00Y 118 345	4 014 468 009 525
92	3 5/8	L	1	1	F 00Y 138 228	4 014 468 009 532
95	3 3/4	L	1	1	F 00Y 138 229	4 014 468 009 549
98	3 7/8	L	1	1	F 00Y 142 599	4 014 468 023 040
102	4	L	1	1	F 00Y 118 346	4 014 468 009 556
105	4 1/8	L	1	1	F 00Y 138 230	4 014 468 009 563
111	4 3/8	L	1	1	F 00Y 118 003	4 014 468 009 570
114	4 1/2	L	1	1	F 00Y 138 231	4 014 468 009 587
121	4 3/4	L	1	1	F 00Y 138 232	4 014 468 009 594
127	5	L	1	1	F 00Y 118 004	4 014 468 009 600
140	5 1/2	L	1	1	F 00Y 118 005	4 014 468 009 617
152	6	L	1	1	F 00Y 142 600	4 014 468 023 057



Sets – Holesaws HSS bi-metal

Set contents diameter mm	Packaging type	Pack quantity	Minimum order quantity ¹	Part number	EAN code
--------------------------	----------------	---------------	-------------------------------------	-------------	----------



8-piece plumber set, including 2 shanks, centrifugal spring

19	T	8	1	F 00Y 130 072	4 014 468 009 686
25					
32					
38					
51					



9-piece electrician set, including 2 shanks, centrifugal spring

19	T	9	1	F 00Y 130 070	4 014 468 009 679
22					
35					
68					
70					
76					



9-piece standard set, including 2 shanks, centrifugal spring

19	T	9	1	F 00Y 118 352	4 014 468 009 662
25					
38					
48					
68					
83					

Accessories – Holesaws HSS bi-metal

Mount for machine side	Overall length mm	Packaging type	Pack quantity	Minimum order quantity ¹	Part number	EAN code
------------------------	-------------------	----------------	---------------	-------------------------------------	-------------	----------



Centrifugal spring; causes the material to be ejected after the cut

-	-	L	1	1	F 00Y 118 351	4 014 468 009 655
---	---	---	---	---	---------------	-------------------

HSS pilot drill bit for shank AS 2; length = 102 mm, diameter = 6.35 mm; 135° drill bit tip with split point manufactured to DIN 1412 C; to be fixed on the shank with a locking screw



-	102	L	1	1	F 00Y 118 349	4 014 468 009 648
---	-----	---	---	---	---------------	-------------------

HSS pilot drill bit for shank AS 1, AS 3 and AS 4; length = 81 mm, diameter = 6.35 mm; 135° drill bit tip with split point manufactured to DIN 1412 C; to be fixed on the shank with a locking screw



-	81	L	1	1	F 00Y 202 315	4 014 468 039 591
---	----	---	---	---	---------------	-------------------

AS 1: hex shank WAF 7.95 mm, with pilot drill bit; for holesaw diameter of 14 - 30 mm



Hexagon WAF 7.95	-	L	1	1	F 00Y 118 347	4 014 468 009 624
---------------------	---	---	---	---	---------------	-------------------

AS 2: hex shank WAF 11 mm with pilot drill bit; for holesaw diameter of 32 - 152 mm



Hexagon WAF 11	-	L	1	1	F 00Y 118 348	4 014 468 009 631
-------------------	---	---	---	---	---------------	-------------------

AS 3: SDS-plus shank with pilot drill bit; for holesaw diameter of 14 - 30 mm



SDS-plus	-	L	1	1	F 00Y 145 050	4 014 468 031 083
----------	---	---	---	---	---------------	-------------------

AS 4: SDS-plus shank with pilot drill bit; for holesaw diameter of 32 - 152 mm



SDS-plus	-	L	1	1	F 00Y 145 051	4 014 468 031 090
----------	---	---	---	---	---------------	-------------------

Accessories – Holesaws HSS bi-metal

Mount for machine side	Overall length mm	Packaging type	Pack quantity	Minimum order quantity ¹	Part number	EAN code
------------------------	-------------------	----------------	---------------	-------------------------------------	-------------	----------

Extension with hex shank WAF 7.95 mm for AS 1; length = 300 mm



Hexagon	300	F	1	1	F 00Y 141 292	4 014 468 021 718
WAF 7.95						

Extension with hex shank WAF 11 mm for AS 2; length = 300 mm



Hexagon	300	F	1	1	F 00Y 141 293	4 014 468 021 725
WAF 11						

6-piece adapter set for HSS bi-metal holesaw on Power-Change adapter

-	-	F	6	1	F 00Y 227 688	4 014 468 066 924
---	---	---	---	---	---------------	-------------------

Empty Hawera holesaw set carrying case

-	-	-	-	1	F 00Y 265 382	-
---	---	---	---	---	---------------	---



Hawera holesaws

KARAT

Universal use in all different kinds of materials

Multi-purpose holesaws Karat

Recommended for working on:

Solid wood, plywood, chipboard, plastic, acrylic glass, tiles up to a score hardness of 6, plaster blocks, aerated concrete, Heraklit boards, Eternit and solid brick

User instructions:

For use in drills with drill chuck and in rotary hammers with SDS-plus holder; required machine power: up to diameter of 50 mm at least 400 W, as of diameter of 55 mm at least 600 W; only use holesaw with rotary function, deactivate impact or hammering function; maximum drilling depth 60 mm

Tungsten carbide cutting edges



Diameter mm	Number of teeth	Packaging type	Pack quantity	Minimum order quantity ¹	Part number	EAN code
25	3	G	1	1	F 00Y 132 977	4 014 468 005 893
30	3	G	1	1	F 00Y 132 978	4 014 468 005 909
35	3	G	1	1	F 00Y 132 979	4 014 468 005 916
40	3	G	1	1	F 00Y 132 980	4 014 468 005 923
45	3	G	1	1	F 00Y 132 981	4 014 468 005 930
50	3	G	1	1	F 00Y 132 982	4 014 468 005 947
55	3	G	1	1	F 00Y 141 391	4 014 468 020 896
58	4	G	1	1	F 00Y 139 486	4 014 468 018 367
60	4	G	1	1	F 00Y 138 117	4 014 468 005 954
63	4	G	1	1	F 00Y 132 983	4 014 468 005 961
65	4	G	1	1	F 00Y 133 722	4 014 468 005 978
68	4	G	1	1	F 00Y 132 984	4 014 468 005 985
70	4	G	1	1	F 00Y 143 946	4 014 468 025 761
71	4	G	1	1	F 00Y 132 098	4 014 468 005 992
74	4	G	1	1	F 00Y 132 985	4 014 468 006 005
76	4	G	1	1	F 00Y 141 394	4 014 468 020 902
80	4	G	1	1	F 00Y 132 986	4 014 468 006 012
85	4	G	1	1	F 00Y 143 948	4 014 468 025 785
90	4	G	1	1	F 00Y 142 690	4 014 468 023 194
105	5	G	1	1	F 00Y 132 987	4 014 468 006 029

Multi-purpose holesaws Karat, with edge countersink

Diameter mm	Number of teeth	Packaging type	Pack quantity	Minimum order quantity ¹	Part number	EAN code
-------------	-----------------	----------------	---------------	-------------------------------------	-------------	----------



Comes complete with edge countersink, hex shank WAF 11 mm with overall length of 78 mm and 1 of each: HSS and tungsten carbide pilot drill bit

68	4	E	1	1	F 00Y 136 766	4 014 468 006 043
----	---	---	---	---	---------------	-------------------

Comes complete with hex shank WAF 11 mm with overall length of 78 mm and 1 of each: HSS and tungsten carbide pilot drill bit

80	4	E	1	1	F 00Y 141 399	4 014 468 020 919
----	---	---	---	---	---------------	-------------------

Accessories – Multi-purpose holesaws Karat

Mount for machine side	Diameter mm	Overall length mm	Packaging type	Pack quantity	Minimum order quantity ¹	Part number	EAN code
------------------------	-------------	-------------------	----------------	---------------	-------------------------------------	-------------	----------



Hexagon WAF 9.5 mm shanks without pilot drill bit

Hexagon WAF 9.5	76	L	1	1	F 00Y 142 458	4 014 468 023 255
-----------------	----	---	---	---	---------------	-------------------



Hexagon WAF 11 mm shanks without pilot drill bit

Hexagon WAF 11	78	L	1	1	F 00Y 142 455	4 014 468 023 224
Hexagon WAF 11	220	L	1	1	F 00Y 142 456	4 014 468 023 231
Hexagon WAF 11	370	L	1	1	F 00Y 142 457	4 014 468 023 248
SDS-plus	105	L	1	1	F 00Y 142 459	4 014 468 023 262
SDS-plus	220	L	1	1	F 00Y 142 460	4 014 468 023 279
SDS-plus	370	L	1	1	F 00Y 142 461	4 014 468 023 286

Accessories – Multi-purpose holesaws Karat

Mount for machine side	Diameter mm	Overall length mm	Packaging type	Pack quantity	Minimum order quantity ¹	Part number	EAN code
------------------------	-------------	-------------------	----------------	---------------	-------------------------------------	-------------	----------



Hole edge countersink for exact edge countersinking; for diameter of 68 mm for cavity wall boxes

-	-	-	L	1	1	F 00Y 136 765	4 014 468 006 036
---	---	---	---	---	---	---------------	-------------------

HSS pilot drill bit with diameter of 7.2 mm; for wood

-	7.2	109	C	1	1	F 00Y 142 464	4 014 468 023 316
---	-----	-----	---	---	---	---------------	-------------------

Tungsten carbide pilot drill bit with diameter of 8 mm for shank



-	8	120	C	1	1	F 00Y 142 463	4 014 468 023 309
---	---	-----	---	---	---	---------------	-------------------

4-piece adapter set for Karat holesaw on Power-Change adapter

-	-	-	F	4	1	F 00Y 227 747	4 014 468 066 993
---	---	---	---	---	---	---------------	-------------------



Hawera holesaw with hole edge countersink

Holesaw with hole edge countersink

Recommended for working on:

Chipboard, wood core plywood, plastic plates, plasterboard and beams

User instructions:

Up to a cutting depth of 32 mm, VDE-approved openings with edge countersinking can be produced in a single operation – giving you even surfaces when mounting cavity wall boxes; larger drilling depths are achieved by breaking out the drill core and resinking with the holesaw without the edge countersink

HSS quality; hardened edge countersink



Diameter mm	Packaging type	Pack quantity	Minimum order quantity ¹	Pack number	EAN code
68	E	1	1	F 00Y 124 621	4 014 468 009 693



Hawera hole cutters

Hole cutters

Recommended for working on:

Wood, plasterboard and plastics
High-quality backing flange

Set contents diameter, mm	Packaging type	Pack quantity	Minimum order quantity ¹	Part number	EAN code
---------------------------	----------------	---------------	-------------------------------------	-------------	----------

3-piece hole cutter set; maximum cutting depth 31 mm; hex shank WAF 8 mm; saw teeth hardened

60	H	3	1	F 00Y 120 150	4 014 468 009 709
67					
74					



6-piece hole cutter set; maximum cutting depth 25 mm

32	H	6	1	F 00Y 120 151	4 014 468 009 716
38					
44					
51					
57					
64					



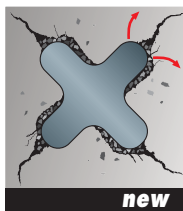
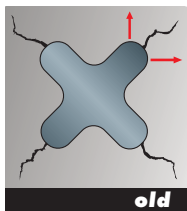
Chiselling

Hawera SDS-max chisels:

Quantum leap

RTecSPEED SDS-max:

Pointed chisel with power spin action



The exceptional chisel:

The innovative power spin action of the fast, star-shaped Hawera RTeC pointed chisel breaks up the concrete dynamically.

> Constantly high material removal rate, no jamming

1. Fast + productive

Attractive win-win situation: fast thanks to long, star-shaped cutting edge. Particularly productive thanks to power spin action.

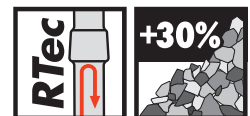
> Unique on the world market



2. Powerful

The patented RTeC reflection element converts recoil force into impact force.

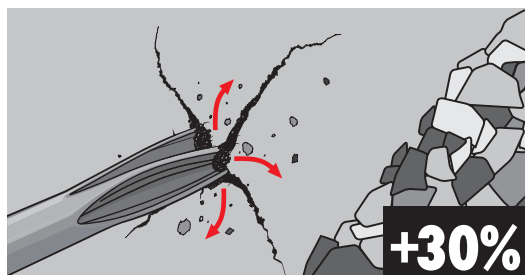
> 30% higher material removal rate



3. Durable

The star-shaped cutting edge with power spin action is self-sharpening and provides a constantly high material removal rate.

> Fully productive for 100 hours



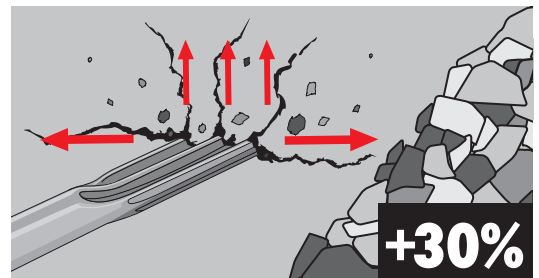
RTecSHARP SDS-max:

Flat chisel with power ribs




> Flat design + power ribs:

The extra-flat design of the chisel's cutting edge provides **speed**, while the ribbed profile provides stability and the **high blast effect** of the RTec Sharp.



> Self-sharpener:

The special geometry and the length (+100%) of the self-sharpening cutting edge enable the **constantly high material removal rate** and the **double lifetime**.



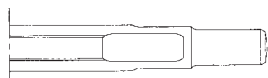
> RTec power amplifier:

The Hawera RTec flat chisel also has the tried-and-tested, patented RTec reflection element, which converts recoil force into impact force and therefore increases the **material removal rate by 30%**.

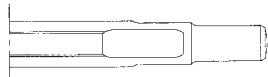


Hawera has the right chisel for every rotary and demolition hammer

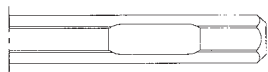
Supplier of rotary and demolition hammer Machine model



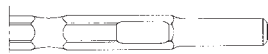
Hexagon WAF 17		Page 138
Makita	8035 NB, HR 3510, HR 3520, HR 3850, HM 0810 T, HM 1130 C	
Hitachi	H 41 SA	
Ryobi	CH 420	



Hexagon WAF 19 with turned down collar		Page 138
AEG	PH 240 D, PH 350, PH 350 D, PHD 26, PH 38, PHD 38	
Atlas Copco	PB 10 H, PH 5 H, PH 11 H, PHE 50 H	
Black & Decker	HD 2032, HD 2038	
Bosch	11206, 11208, 11209, 11306, UBH 6/35, UBH 6/35 D, UBH 12/50, USH 6, GBH 7/45 DE	
ELU	BH 41 K, BH 41 EK, BH 46 EK	
Hitachi	DH 38 YF, DH 38 YA, DH 50 SB, DH 40 FA/FB	
Kango	430 S, 501 S, 637 S, 950 S, 950 KS, 950 XS, 978 S	
Makita	HR 3850 B, HR 3520 B, HR 4040 C, HR 5000, HM 0810 B, HM 1242 C, HM 1140 C	
Milwaukee	5311, 5312, 5316, 5317, 5347, 5348, 5352, 5353, PH 11 H, PH 40 H	
Ryobi	CH 465, 1138	



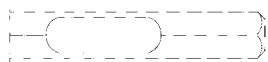
Hexagon WAF 19		Page 139
Atlas Copco	PB 14 D	
Bosch	USH 10 (11305), HSH 10 (12312)	
Casals	Tornado	
DeWalt	DW 558 K	
ELU	SH 60 K	
Hitachi	DH 50 SH 1	
Kango	638 S, 900 B, 900 S, 900 KS, 900 XS, 1400 B	
Makita	HM 1200 B	
Milwaukee	5335	
Ryobi	CH 486 K	
Spit	400	



Hexagon WAF 21 K		Page 139
Atlas Copco	PB 6 C, PB 10, PB 10 C, PB 14 C, PH 11 C	
Hitachi	DH 50 SA, DH 50 SA 1, H 55 SA, H 55 SC	
Kango	900, 900 X, 928, 950, 950 K, 950 XS, 978 S, 1400	
Makita	HM 1200 K, HM 3850 K, HM 5000 K	
Ryobi	CH 425	
Casal	Atila	



Hexagon Hex 22 to fit TE-S system		Page 137
Hilti	TE 805, TE 1000-AVR, TE 1500-AVR	




Hexagon WAF 28		Page 140
Atlas Copco	PB 32 B	
Bosch	USH 27, GSH 27	
Hitachi	H 65 SD, H 70 SD, H 90 SE	
Makita	HM 1303 B, HM 1304 B, HM 1800, HM 1801, HM 1810	



Hexagon WAF 30		Page 141
Bosch	GSH 16-30	
Hitachi	H 65 SB, H 65 SB 2, H 70 SA	
Makita	HM 1300, HM 1303, HM 1304, HM 1400, HM 1500, 8900 N	
Ryobi	CH-500 K	

Hawera chisels:

With SDS-plus shank

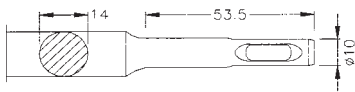

Suitable for:

 Light rotary and demolition hammers
 < 5 kg

Application:

For renovation and restoration

SDS-plus shank for light rotary and demolition hammers



Overall length mm	Chisel cutting edge mm	Packaging type	Pack quantity	Minimum order quantity ¹	Part number	EAN code
-------------------	------------------------	----------------	---------------	-------------------------------------	-------------	----------

Pointed chisel Long Life

30% longer lifetime and 15% more material removal



250	-	A1	1	1	F 00Y 227 535	4 014 468 066 313
-----	---	----	---	---	---------------	-------------------

Flat chisel Long Life

30% longer lifetime and 15% more material removal



250	20	A1	1	1	F 00Y 227 536	4 014 468 066 320
-----	----	----	---	---	---------------	-------------------

Spade chisel

Self-sharpening, 30% more material removal, 100% longer lifetime



250	40	A1	1	1	F 00Y 265 026	3 165 140 426 121
250	60	A1	1	1	F 00Y 265 027	3 165 140 426 138

Tile chisel

Angled and self-sharpening, 30% more material removal



260	40	A1	1	1	F 00Y 225 094	4 014 468 064 555
-----	----	----	---	---	---------------	-------------------

SDS-plus shank

Overall length mm	Chisel cutting edge mm	Packaging type	Pack quantity	Minimum order quantity ¹	Part number	EAN code
-------------------	------------------------	----------------	---------------	-------------------------------------	-------------	----------

Pointed chisel



140	-	A2	1	1	F 00Y 265 764	3 165 140 621 175
250	-	L	20	1	F 00Y 222 531	4 014 468 063 954

Flat chisel



140	20	A1	1	1	F 00Y 265 765	3 165 140 621 182
250	20	L	20	1	F 00Y 222 530	4 014 468 063 947

Spade chisel



140	40	A1	1	1	F 00Y 265 766	3 165 140 621 199
250	40	V	10	1	F 00Y 227 242	4 014 468 066 245

Hollow gouging chisel



140	22	A1	1	1	F 00Y 137 053	4 014 468 006 647
-----	----	----	---	---	---------------	-------------------



Winged gouging chisel, gouging chisel

250	22	A1	1	1	F 00Y 145 288	4 014 468 032 875
-----	----	----	---	---	---------------	-------------------

3-piece chisel set SDS-plus

1 pointed chisel, 1 flat chisel, 1 spade chisel

140	-	A1	3	1	F 00Y 265 767	3 165 140 621 205
-----	---	----	---	---	---------------	-------------------



4-piece chisel set SDS-plus

1 pointed chisel, 2 flat chisels, 1 spade chisel

250	-	E	4	1	F 00Y 227 977	4 014 468 067 211
-----	---	---	---	---	---------------	-------------------

Hawera chisels:

With SDS-max shank


Suitable for:


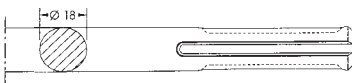
 Heavy rotary and demolition hammers
5 - 12 kg

Application:

For renovation, restoration, breakthroughs, mortising and demolition work



SDS-max shank for heavy rotary and demolition hammers



Pointed chisel RTec Speed

Self-sharpening, work for 100 hours without re-sharpening



400	-	A1	1	1	F 00Y 265 311	3 165 140 533 645
400	-	L	20	1	F 00Y 265 312	3 165 140 533 652

Flat chisel RTec Sharp

Self-sharpening, work 100% longer than with a standard flat chisel without re-sharpening



400	25	A1	1	1	F 00Y 265 140	3 165 140 460 392
400	25	L	20	1	F 00Y 265 276	3 165 140 530 217

Spade chisel

Self-sharpening, 30% more material removal, 100% longer lifetime



350	50	A1	1	1	F 00Y 229 084	4 014 468 068 003
400	80	A1	1	1	F 00Y 265 846	3 165 140 670 371
400	115	A1	1	1	F 00Y 265 847	3 165 140 670 388

Pointed chisel



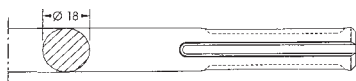
280	-	A1	1	1	F 00Y 139 728	4 014 468 019 289
400	-	L	20	1	F 00Y 219 375	4 014 468 053 788
600	-	A1	1	1	F 00Y 139 730	4 014 468 019 302

Flat chisel



280	25	A1	1	1	F 00Y 139 731	4 014 468 019 319
400	25	L	20	1	F 00Y 219 374	4 014 468 053 771
600	25	A1	1	1	F 00Y 139 733	4 014 468 019 333

SDS-max shank



Overall length mm	Chisel cutting edge mm	Packaging type	Pack quantity	Minimum order quantity ¹	Part number	EAN code
-------------------	------------------------	----------------	---------------	-------------------------------------	-------------	----------

Tile chisel

Self-sharpening, 30% more material removal



300	50	A1	1	1	F 00Y 229 085	4 014 468 068 010
-----	----	----	---	---	---------------	-------------------

Spade chisel



300	80	A1	1	1	F 00Y 139 736	4 014 468 019 371
300	80	V	10	1	F 00Y 227 240	4 014 468 066 221
400	50	V	10	1	F 00Y 227 239	4 014 468 066 214



350	115	A1	1	1	F 00Y 139 737	4 014 468 019 388
350	115	V	5	1	F 00Y 227 241	4 014 468 066 238

Gouging chisel



300	32	A1	1	1	F 00Y 139 738	4 014 468 019 357
-----	----	----	---	---	---------------	-------------------

Hollow gouging chisel



300	26	A1	1	1	F 00Y 139 734	4 014 468 019 340
-----	----	----	---	---	---------------	-------------------

Winged gouging chisel



380	35	A1	1	1	F 00Y 142 756	4 014 468 023 439
-----	----	----	---	---	---------------	-------------------

Pointing chisel with tungsten carbide teeth



300	32	A1	1	1	F 00Y 142 757	4 014 468 023 446
-----	----	----	---	---	---------------	-------------------



4-piece chisel set SDS-max

1 pointed chisel, 2 flat chisels, 1 spade chisel


-	-	E	4	1	F 00Y 228 054	4 014 468 067 228
---	---	---	---	---	---------------	-------------------

Hawera chisels:

With hex shank

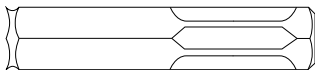
Suitable for:

Heavy rotary and demolition hammers


Application:

For renovation, restoration, breakthroughs, mortising and demolition work

Hex shank Hex 22 to fit TE-S system



Overall length mm	Chisel cutting edge mm	Packaging type	Pack quantity	Minimum order quantity ¹	Part number	EAN code
-------------------	------------------------	----------------	---------------	-------------------------------------	-------------	----------

Pointed chisel



400		S	1	1	F 00Y 265 836	3 165 140 670 272
-----	--	---	---	---	---------------	-------------------

Flat chisel



400	25	S	1	1	F 00Y 265 838	3 165 140 670 296
-----	----	---	---	---	---------------	-------------------

Spade chisel



400	50	S	1	1	F 00Y 265 840	3 165 140 670 319
400	80	S	1	1	F 00Y 265 841	3 165 140 670 326
400	115	S	1	1	F 00Y 265 842	3 165 140 670 333

Spade chisel



400	125	S	1	1	F 00Y 265 843	3 165 140 670 340
-----	-----	---	---	---	---------------	-------------------

Ground nail driver




300	25	S	1	1	F 00Y 265 844	3 165 140 670 357
-----	----	---	---	---	---------------	-------------------

Hawera chisels:

With hex shank

Suitable for:

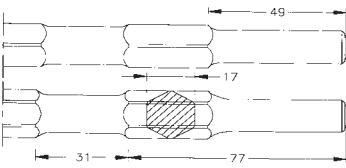
Heavy rotary and demolition hammers
5 - 12 kg



Application:

For renovation, restoration, breakthroughs, mortising and demolition work

Hex shank WAF 17



Overall length mm	Chisel cutting edge mm	Packaging type	Pack quantity	Minimum order quantity ¹	Part number	EAN code
-------------------	------------------------	----------------	---------------	-------------------------------------	-------------	----------

Pointed chisel



280	-	S	1	1	F 00Y 220 108	4 014 468 054 907
450	-	S	1	1	F 00Y 220 109	4 014 468 054 914

Flat chisel



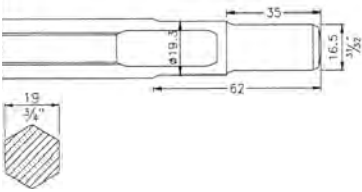
280	20	S	1	1	F 00Y 220 110	4 014 468 054 921
450	20	S	1	1	F 00Y 220 111	4 014 468 054 938



Spade chisel

280	50	S	1	1	F 00Y 220 112	4 014 468 054 945
-----	----	---	---	---	---------------	-------------------

Hex shank WAF 19 with turned down collar



Overall length mm	Chisel cutting edge mm	Packaging type	Pack quantity	Minimum order quantity ¹	Part number	EAN code
-------------------	------------------------	----------------	---------------	-------------------------------------	-------------	----------

Pointed chisel



400	-	S	1	1	F 00Y 137 021	4 014 468 006 425
-----	---	---	---	---	---------------	-------------------

Flat chisel



400	25	S	1	1	F 00Y 137 023	4 014 468 006 449
-----	----	---	---	---	---------------	-------------------

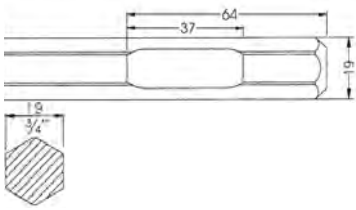


Spade chisel

400	50	S	1	1	F 00Y 137 025	4 014 468 006 463
-----	----	---	---	---	---------------	-------------------

● Pack quantity
(Pieces per pack)

☐¹ Minimum order quantity. The minimum order quantity is a fixed quantity of packs. Orders are carried out only in multiples of the minimum order quantity.

Hex shank WAF 19


Overall length mm	Chisel cutting edge mm	Packaging type	Pack quantity	Minimum order quantity ¹	Part number	EAN code
-------------------	------------------------	----------------	---------------	-------------------------------------	-------------	----------

Pointed chisel

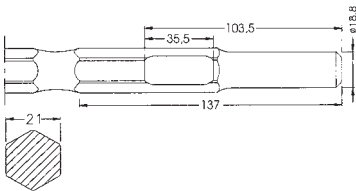

400	-	S	1	1	F 00Y 137 028	4 014 468 006 494
-----	---	---	---	---	---------------	-------------------

Flat chisel


400	25	S	1	1	F 00Y 137 029	4 014 468 006 500
-----	----	---	---	---	---------------	-------------------


Spade chisel

460	60	S	1	1	F 00Y 137 030	4 014 468 006 517
-----	----	---	---	---	---------------	-------------------

Hex shank WAF 21K


Overall length mm	Chisel cutting edge mm	Packaging type	Pack quantity	Minimum order quantity ¹	Part number	EAN code
-------------------	------------------------	----------------	---------------	-------------------------------------	-------------	----------

Pointed chisel


380	-	S	1	1	F 00Y 137 042	4 014 468 006 531
460	-	S	1	1	F 00Y 137 043	4 014 468 006 548

Flat chisel


380	25	S	1	1	F 00Y 137 046	4 014 468 006 579
460	25	S	1	1	F 00Y 137 047	4 014 468 006 586


Spade chisel

380	50	S	1	1	F 00Y 137 049	4 014 468 006 609
-----	----	---	---	---	---------------	-------------------

Hawera chisels:


With hex shank

Suitable for:

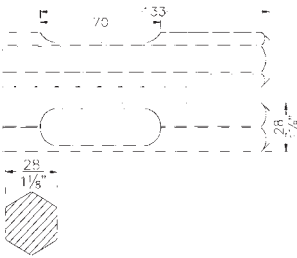
Heavy demolition hammers >12 kg

Application:

For breakthroughs, mortising and demolition work



Hex shank WAF 28



Overall length mm	Chisel cutting edge mm	Packaging type	Pack quantity	Minimum order quantity ¹	Part number	EAN code
-------------------	------------------------	----------------	---------------	-------------------------------------	-------------	----------

Pointed chisel

Self-sharpening



400	-	S	1	1	F 00Y 265 030	3 165 140 426 169
-----	---	---	---	---	---------------	-------------------

Pointed chisel




500	-	S	1	1	F 00Y 220 102	4 014 468 054 846
-----	---	---	---	---	---------------	-------------------

Flat chisel



400	36	S	1	1	F 00Y 220 103	4 014 468 054 853
500	36	S	1	1	F 00Y 220 104	4 014 468 054 860



Shovel spade, rounded

500	125	S	1	1	F 00Y 220 107	4 014 468 054 891
-----	-----	---	---	---	---------------	-------------------

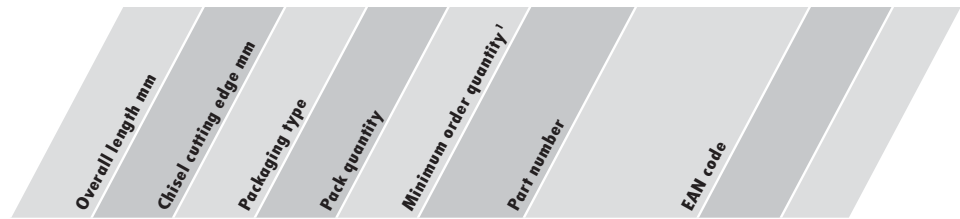
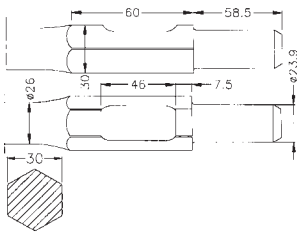


Asphalt cutter

400	80	S	1	1	F 00Y 220 105	4 014 468 054 877
-----	----	---	---	---	---------------	-------------------

Pack quantity (Pieces per pack)

¹ Minimum order quantity. The minimum order quantity is a fixed quantity of packs. Orders are carried out only in multiples of the minimum order quantity.

Hex shank WAF 30

Pointed chisel

Self-sharpening




400	-	S	1	1	F 00Y 265 032	3 165 140 426 183
-----	---	---	---	---	---------------	-------------------

Flat chisel


410	35	S	1	1	F 00Y 220 122	4 014 468 055 041
-----	----	---	---	---	---------------	-------------------

Spade chisel


450	75	S	1	1	F 00Y 220 123	4 014 468 055 058
-----	----	---	---	---	---------------	-------------------

Shovel spade, rounded


450	125	S	1	1	F 00Y 220 125	4 014 468 055 072
-----	-----	---	---	---	---------------	-------------------



A series of horizontal lines for writing notes, spanning the width of the page below the header.





Diamond cutting and drilling

Hawera diamond cutting discs: **Reliably fast**

Speed in combination with long lifetime and good cut quality. The new generation of Hawera diamond cutting discs is able to give you this multiple benefit because of three attractive optimisations to the diamond segments:



Diamond technology: The quality basis

The key to high speed and long life is in the right mix of small and large diamonds on the cutting segments. In addition to this, there is the constant self-sharpening of the diamond cutting edges, based on the use of optimised diamonds.



**HIGH
SPEED**



**Long
life**



Speed Slotted cutting segments: Up to 40% faster

The slots in the cutting segments are key to the high working speed and the turbo effect: they reduce the side friction and ensure better dust removal.



**HIGH
SPEED**



High cutting segments: Last longer

The longer lifetime of the Hawera diamond cutting discs is the result of the significantly higher – and therefore longer lasting – diamond cutting segments.



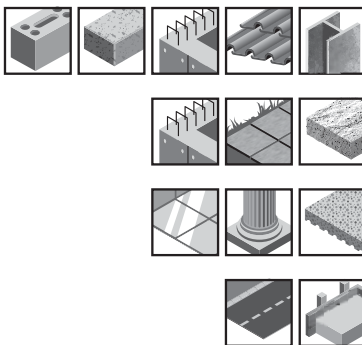
**Long
life**

From ceramics to asphalt.

In focus: Universal

Hawera offers a professional range that is tailored to the construction site. With an application range from extra-hard tiles, to stone and concrete, through to abrasive asphalt.

The **colour coding** on the product and packaging enables fast selection of the suitable diamond product:



UNIVERSAL

Concrete, reinforced concrete, natural stone, granite, roofing tiles, clinker, limestone, exposed concrete, mortar, gypsum, metal

CONCRETE + STONE

Concrete, reinforced concrete, paving slabs, granite, clinker, natural stone, limestone, stoneware, exposed concrete

CERAMIC

Tiles, ceramic tiles, marble, stoneware, fine stoneware

ASPHALT

Asphalt, asphalt over concrete, fresh concrete

Suitable for all relevant machine types:



Angle grinder



Petrol saw



Table saw



Joint cutter

Depending on performance requirement:

Super or Standard

Differentiation in two performance categories


Super



Top-class diamond cutting discs for the highest requirements.

With laser-welded Speed Slotted cutting segments. With especially high diamond segments.

Standard



Diamond cutting discs with good performance at an attractive price.

Market-compliant, high Hawera quality standard. Diamond segments are sintered.

A range of great offers

Hawera Super: Top class for the highest requirements



SUPER UNIVERSAL

Ideal for fast cutting in alternating use: concrete, reinforced concrete, masonry, granite, brick, metal. High, long-life diamond cutting segments with Speed Slots, laser-welded.



SUPER UNIVERSAL TURBO

Excellent cutting performance in all building materials. Especially suitable for clean cut edges without material breakout. Universal use. High, sintered cutting rim for long use.




SUPER CONCRETE+STONE

Extra-fast cutting in concrete and stone: reinforced concrete, cured concrete, natural stone, granite. High, long-life diamond cutting segments with Speed Slots, laser-welded.



SUPER CERAMIC

For the highest demands with regard to chip-free cuts in ceramic tiles, stoneware and marble. Thin, sintered cutting rim for high speed.



SUPER ASPHALT

Lead product for asphalt, asphalt over concrete and fresh concrete. For long-lasting efficiency.



Hawera Standard: Good performance, attractive price




UNIVERSAL

Suitable for general building materials such as masonry, concrete, brick. Sintered diamond cutting segments.



UNIVERSAL TURBO

Low-cost, clean cut in the common building materials: masonry, concrete, brick. Sintered cutting rim.



CONCRETE + STONE

Especially for hard materials: granite, natural stone, all types of concrete, including reinforced concrete. Sintered diamond cutting segments.



CERAMIC

For clean cut edges in ceramic tiles. Sintered cutting rim.



Application recommendation

Hawera diamond cutting discs

- very suitable
- suitable

Performance category	Super					Standard				
	Application range	Super UNIVERSAL	Super UNIVERSAL TURBO	Super CONCRETE+STONE	Super CERAMIC	Super ASPHALT	UNIVERSAL	UNIVERSAL TURBO	CONCRETE+STONE	CERAMIC
Aerated concrete	●	●	●	○		●	●	●		
Asphalt, bitumen finish	○				●	○				
Basalt	○		○			○		○		
Bricks	●	●	●			●	●	○		
Ceramic tiles, glazed				●					●	
Clay bricks, roofing tiles	●	●	●	○		●	●	○		
Clinker, hard		○	●	○		●	●	○	○	
Clinker, soft	○	●	○	○		○	○	●	○	
Combination stones	○	○	●			○	○	○		
Concrete, fresh (abrasive)	●	●	○		●	●	○	●		
Concrete, old	●	●	●		○	●	○	●		
Concrete, reinforced*	●	●	●		○	●	○	○		
Exposed concrete	●	○	●		○	○	○	●		
Fine stoneware, hard		○		●			○		●	
Glass-hard bricks							○			
Granite	○	○	●	○		○		●	●	
Gypsum	●	●	○			○	●	○		
Limestone, hard	○	●	●			○	○	●		
Limestone, soft	●	●	○			●	●	○		
Marble	●	○	○	●		○	○	○	●	
Metal	●									
Natural stones	●	○	●	●		○		○	○	
Paving slabs (artificial stones)	●	○	●			○	○	●		
Plaster, plasterboard	●	●	○	●		●	●	●	○	
Pumice stones	○	○	●			●	●	●		
Quarzite	○	○	●			○	○	●		
Roofing tiles (fired clay)	○	●	●	○		○	●	○	○	
Sandstone	●	●				●	●	○		
Screed concrete	●	●	●	●		○	○	●	○	
Slate	○	○	●	○		○	○	○		
Stoneware		○	●	●				○		
Terrazzo	●	●	●			○	○			
Tiles		○		●					●	

*Only cut through rebar with the permission of the architect!



Asphalt



Concrete



Clinker



Garden slabs



Marble



Asphalt over concrete



Concrete, reinforced



Fine stoneware



Granite



Metal



Brick



Ceramic tiles



Fresh concrete



Limestone



Roofing tiles



Hawera diamond cutting discs:

SUPER UNIVERSAL



Ideal for fast cutting in alternating use

Diamond cutting discs SuperUniversal



Recommended for working on:

Iron, steel profiles, cast iron, concrete with rebar, concrete, masonry, bricks, clinker, limestone

User instructions:

For professional use

- > Excellent cutting speed thanks to the Speed Slots that reduce side friction
- > Up to 15 mm segment height for a long lifetime, even in demanding materials
- > Laser-welded diamond cutting segments
- > *With reduction ring

Diameter mm	Bore diameter mm	Cutting width mm	Segment height mm	Packaging type	Pack quantity	Minimum order quantity ¹	Part number	EAN code
-------------	------------------	------------------	-------------------	----------------	---------------	-------------------------------------	-------------	----------



115	22.23	2.2	12	I	1	1	F 00Y 265 781	3 165 140 634 373
125	22.23	2.2	12	I	1	1	F 00Y 265 782	3 165 140 634 380
150	22.23	2.4	12	I	1	1	F 00Y 265 783	3 165 140 634 397
180	22.23	2.4	12	I	1	1	F 00Y 265 784	3 165 140 634 403
230	22.23	2.4	15	I	1	1	F 00Y 265 785	3 165 140 634 410



300	20/25.40*	2.8	15	M	1	1	F 00Y 265 786	3 165 140 634 427
350	20/25.40*	3.2	15	M	1	1	F 00Y 265 787	3 165 140 634 434

Pack quantity
(Pieces per pack)

¹ Minimum order quantity. The minimum order quantity is a fixed quantity of packs. Orders are carried out only in multiples of the minimum order quantity.





Hawera diamond cutting discs:

UNIVERSAL

For universal use in all building materials

Diamond cutting discs Universal



Recommended for working on:

Concrete, bricks, limestone, porcelain, clinker, pumice, plaster and clay bricks

User instructions:

For professional use

- > The low-cost diamond cutting disc that is a problem solver in all building materials
- > Sintered diamond cutting segments
- > *With reduction ring

Diameter mm	Bore diameter mm	Cutting width mm	Segment height mm	Packaging type	Pack quantity	Minimum order quantity ¹	Part number	EAN code
115	22.23	1.6	10	I	1	1	F 00Y 265 788	3 165 140 634 441
125	22.23	1.6	10	I	1	1	F 00Y 265 789	3 165 140 634 458
150	22.23	2.0	10	I	1	1	F 00Y 265 790	3 165 140 634 465
180	22.23	2.0	10	I	1	1	F 00Y 265 791	3 165 140 634 472
230	22.23	2.3	10	I	1	1	F 00Y 265 792	3 165 140 634 489
300	20/25.40*	3.1	10	M	1	1	F 00Y 265 793	3 165 140 634 496
350	20/25.40*	3.1	10	M	1	1	F 00Y 265 794	3 165 140 634 502





Hawera diamond cutting discs:
SUPER UNIVERSAL TURBO



Excellent cutting performance in all building materials

Diamond cutting discs SuperUniversalTurbo



Recommended for working on:

Concrete, granite, natural stone, marble, masonry, bricks, clinker and limestone

User instructions:

For professional use

- > Excellent cutting performance in all building materials, particularly suitable for clean cut edges without material breakout thanks to continuous cutting rim
- > Our best Turbo diamond cutting disc
- > Sintered cutting rim
- > *With reduction ring

Diameter mm	Bore diameter mm	Cutting width mm	Segment height mm	Packaging type	Pack quantity	Minimum order quantity ¹	Part number	EAN code
115	22.23	2.2	12	I	1	1	F 00Y 265 795	3 165 140 634 519
125	22.23	2.2	12	I	1	1	F 00Y 265 796	3 165 140 634 526
150	22.23	2.4	12	I	1	1	F 00Y 265 797	3 165 140 634 533
180	22.23	2.5	12	I	1	1	F 00Y 265 798	3 165 140 634 540
230	22.23	2.5	15	I	1	1	F 00Y 265 799	3 165 140 634 557
300	20/25.40*	3.0	15	M	1	1	F 00Y 265 800	3 165 140 634 564
350	20/25.40*	3.2	15	M	1	1	F 00Y 265 801	3 165 140 634 571



Pack quantity
(Pieces per pack)

¹ Minimum order quantity. The minimum order quantity is a fixed quantity of packs. Orders are carried out only in multiples of the minimum order quantity.





Hawera diamond cutting discs:

UNIVERSAL TURBO

Low-cost, clean cut in the common building materials

Diamond cutting discs UniversalTurbo



Recommended for working on:

Bricks, concrete, granite, natural stone, artificial stone, marble, ceramics and limestone

User instructions:

For professional use

- > The low-cost solution in all building materials with clean cut edges
- > Sintered cutting rim
- > *With reduction ring

Diameter mm	Bore diameter mm	Cutting width mm	Segment height mm	Packaging type	Pack quantity	Minimum order quantity ¹	Part number	EAN code
115	22.23	2.0	10	I	1	1	F 00Y 265 802	3 165 140 634 588
125	22.23	2.0	10	I	1	1	F 00Y 265 803	3 165 140 634 595
150	22.23	2.5	10	I	1	1	F 00Y 265 804	3 165 140 634 601
180	22.23	2.5	10	I	1	1	F 00Y 265 805	3 165 140 634 618
230	22.23	2.5	10	I	1	1	F 00Y 265 806	3 165 140 634 625
300	20/25.40*	3.0	10	M	1	1	F 00Y 265 807	3 165 140 634 632
350	20/25.40*	3.0	10	M	1	1	F 00Y 265 808	3 165 140 634 649






Hawera diamond cutting discs:
SUPER CONCRETE+STONE



Extra-fast cut in concrete and stone

Diamond cutting discs SuperConcrete+Stone



Recommended for working on:

Concrete, concrete with rebar, concrete stones, exposed concrete, granite, natural stone, limestone, hard screed and combination stones


User instructions:


For professional use

- > Excellent cutting speed thanks to the Speed Slots that reduce side friction
- > Up to 15 mm segment height for a long lifetime, even in demanding materials
- > Laser-welded diamond cutting segments



Diameter mm	Bore diameter mm	Cutting width mm	Segment height mm	Packaging type	Pack quantity	Minimum order quantity ¹	Part number	EAN code
115	22.23	2.2	12	I	1	1	F 00Y 265 773	3 165 140 634 298
125	22.23	2.2	12	I	1	1	F 00Y 265 774	3 165 140 634 304
150	22.23	2.4	12	I	1	1	F 00Y 265 775	3 165 140 634 311
230	22.23	2.4	15	I	1	1	F 00Y 265 776	3 165 140 634 328

 Pack quantity
(Pieces per pack)

 ¹ Minimum order quantity. The minimum order quantity is a fixed quantity of packs. Orders are carried out only in multiples of the minimum order quantity.





Hawera diamond cutting discs:

CONCRETE+STONE

Especially for hard materials

Diamond cutting discs Concrete+Stone



Recommended for working on:

Concrete, concrete stones, exposed concrete, granite, natural stone, limestone, combination stones

User instructions:

For professional use

- > The low-cost diamond cutting disc that is a problem solver in hard materials
- > Sintered diamond cutting segments

Diameter mm	Bore diameter mm	Cutting width mm	Segment height mm	Packaging type	Pack quantity	Minimum order quantity ¹	Parr number	EAN code
115	22.23	1.6	10	I	1	1	F 00Y 265 777	3 165 140 634 335
125	22.23	1.6	10	I	1	1	F 00Y 265 778	3 165 140 634 342
150	22.23	2.0	10	I	1	1	F 00Y 265 779	3 165 140 634 359
230	22.23	2.3	10	I	1	1	F 00Y 265 780	3 165 140 634 366





Hawera diamond cutting discs:

SUPER CERAMIC



For the highest demands with regard to chip-free cuts

Diamond cutting discs SuperCeramic



Recommended for working on:

Ceramic tiles, fine stoneware, stoneware, marble and natural stone

User instructions:

For professional use

- > The right disc for the highest demands on lifetime with 10 mm segment height
- > Good cut quality without broken edges, even in extra-hard fine stone slabs and marble
- > Sintered cutting rim

Diameter mm	Bore diameter mm	Cutting width mm	Segment height mm	Packaging type	Pack quantity	Minimum order quantity ¹	Part number	EAN code
115	22.23	1.8	10	I	1	1	F 00Y 265 809	3 165 140 634 656
125	22.23	1.8	10	I	1	1	F 00Y 265 810	3 165 140 634 663
230	22.23	2.4	10	I	1	1	F 00Y 265 811	3 165 140 634 670





Hawera diamond cutting discs:

CERAMIC

For clean cut edges

Diamond cutting discs Ceramic



Recommended for working on:

Ceramic tiles, fine stoneware and stoneware

User instructions:

For professional use

- > For clean cut edges in ceramic tiles. The low-cost solution for all-round use in tiles
- > Sintered cutting rim

Diameter mm	Bore diameter mm	Cutting width mm	Segment height mm	Packaging type	Pack quantity	Minimum order quantity ¹	Parr number	EAN code
115	22.23	1.6	7.0	I	1	1	F 00Y 265 812	3 165 140 634 687
125	22.23	1.6	7.0	I	1	1	F 00Y 265 813	3 165 140 634 694
230	22.23	1.6	7.0	I	1	1	F 00Y 265 814	3 165 140 634 700



Pack quantity (Pieces per pack)

¹ Minimum order quantity. The minimum order quantity is a fixed quantity of packs. Orders are carried out only in multiples of the minimum order quantity.



Hawera diamond cutting discs:

SUPER ASPHALT



The lead product for asphalt and asphalt over concrete

Diamond cutting discs SuperAsphalt



Recommended for working on:

Asphalt, asphalt over concrete and fresh concrete

User instructions:

For professional use

> Laser-welded diamond segments



Diameter mm	Bore diameter mm	Cutting width mm	Segment height mm	Packaging type	Pack quantity	Minimum order quantity ¹	Part number	EAN code
350	30/25.40	3.2	8.0	M	1	1	F 00Y 265 815	3 165 140 634 717

Pack quantity
(Pieces per pack)

¹ Minimum order quantity. The minimum order quantity is a fixed quantity of packs.
Orders are carried out only in multiples of the minimum order quantity.



Hawera diamond drill bits:

Efficient and precise



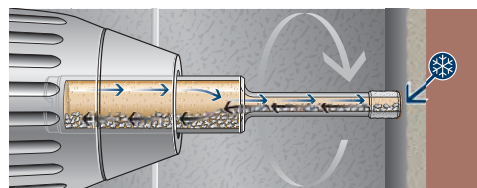

Dry drilling: Effortlessly efficient

Easier work process because you do not have to install and dismantle a cooling water system. And there is no dirt caused by water.

Higher cutting speed and longer lifetime compared to wet drilling.



EASYCERAMICS diamond dry drill bit
For effortless drilling of holes for fixings in ceramics and fine stoneware. 6 - 14 mm diameter. With drill or cordless screwdriver.



Long life



Self-cooling:

The coolant that protects the diamond drilling head against heat and wear is integrated directly in the drill bit. Twice the lifetime of a diamond wet drill bit.



SPEEDCERAMICS diamond dry drill bit
For a fast drilling rate in fine stoneware, ceramics and natural stone. 14 - 83 mm diameter. With M14 fitting for angle grinders.



fast DRILL
Long life



Ten times longer lifetime

SPEED CERAMICS

(Diamond wet drill bit)

10 times longer lifetime:

Vacuum-brazed diamonds.

35 mm drilling depth.

50% higher cutting speed than a diamond wet drill bit.



Wet drilling: Precise for extra-hard jobs

XH stands for efficient working in ceramics, primarily in fine stoneware.


For use wherever the risk of splintering and scratching expensive ceramics needs to be largely eliminated.



XHCERAMICS diamond drill bit

For precise, clean holes for fixings in hard ceramics.

5 - 14 mm diameter. Also available as a 4-piece set.



No splintering, no scratching:

Diamond drilling with centring aid and pressurised cooling water bottle.



XHCERAMICS diamond holesaw

For pipe feedthroughs. 19 - 83 mm diameter. With practical Power-Change adapter.



Complete set:

Holesaw, centring aid, pressurised cooling water bottle. Electroplated, narrow cutting segments provide rapid work progress. Ideal for heating and sanitary.



Hawera diamond wet core cutters:

Drilling performance: superb




Wet drilling: Ideal for concrete and reinforced concrete

The special geometry of the diamond cutting segments increases drilling comfort and speed: the Speed Slots reduce the side friction and provide a faster drilling rate. The roof shape enables rapid centring and good drilling starts.



WETDRILLSUPER diamond core cutter
 The diamond mixture in the cutting segments is optimised.
 The height of the segments is 10 mm (at 12 - 47 mm diameter) and 11.5 mm (at 52 - 300 mm diameter).



Rapid drilling rate
Long lifetime

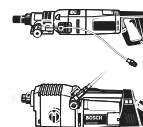
fast
DRILL

Long
life

G 1/2"



Diameter 12 - 35 mm x 300 mm
 Diameter 37 - 47 mm x 400 mm



1 1/4"
UNC



Diameter 52 - 300 mm x 450 mm



Range overview

Hawera diamond drill bits



Dry drilling



Wet drilling



EASY CERAMICS

1+2+3 Diameter mm **6-14**



XH CERAMICS

2+3 Diameter mm **5-14**



SPEED CERAMICS

4 Diameter mm **14-83**



XH CERAMICS

2+3 Diameter mm **19-83**



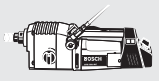
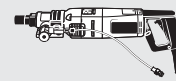
SUPER

1+3 Diameter mm **68, 82**



WETDRILLSUPER

5+6 Diameter mm **12-300**



1

Drill

2

Cordless screwdriver

3

Cordless drill

4

Angle grinder

5

Diamond drill

6

Diamond drill



Hawera diamond core cutters and core edge sinkers: **Universal use**



Dry drilling



Wet drilling

Diamond dry drill bits Easy Ceramics	Diamond dry drill bits Speed Ceramics	Dry core edge sinkers Super	Diamond drill bits XH Ceramics	Diamond holesaws XH Ceramics	Wet core cutters Wedrill Super
Page 163	Page 164	Page 166	Page 167	Page 167	Page 170

- very suitable
- suitable

Asphalt					○
Concrete, reinforced					●
Concrete, heavily reinforced					●
Concrete, fresh					●
Concrete, hard aggregates					●
Concrete, medium aggregates					●
Concrete, soft aggregates					●
Concrete stones					●
Tiles (ceramic)	●	●		●	○
Tiles (stoneware)	●	●		●	○
Tiles (fine stoneware)	●	●		●	○
Gypsum			●		
Gneiss, granite	●	●		●	●
Limestone, hard			●		●
Limestone, soft			●		●
Marble	●	●		●	●
Masonry					●
Porous concrete			●		●
Porphyry					○
Sandstone, hard			●		●
Sandstone, medium			●		●
Sandstone, soft			●		●
Slag stone			●		●
Slate	○	○		○	○
Clay stones/pipes			○		●
Exposed concrete			○		●
Cement stones/pipes			○		●



Hawera diamond dry drill bits: **EASYCERAMICS**

Efficient and effortless drilling – without the need for water



Vacuum-brazed diamonds

> Long lifetime thanks to self-cooling

Coolant reservoir

> No need for cooling water bottle and centring aid

Working length of 33 mm

> For drilling holes in all tile thicknesses

Diamond dry drill bits EasyCeramics



Diameter mm	Diameter inch	Packaging type	Pack quantity	Minimum order quantity ¹	Part number	EAN code
6	15/64	E	1	1	F 00Y 265 670	3 165 140 585 910
7	9/32	E	1	1	F 00Y 265 671	3 165 140 585 927
8	5/16	E	1	1	F 00Y 265 672	3 165 140 585 934
10	25/64	E	1	1	F 00Y 265 673	3 165 140 585 941
12	15/32	E	1	1	F 00Y 265 674	3 165 140 585 958
14	9/16	E	1	1	F 00Y 265 675	3 165 140 585 965

Set – Diamond dry drill bits EasyCeramics



Diameter mm	Working length	Packaging type	Pack quantity	Minimum order quantity ¹	Part number	EAN code
6, 8, 10	33	P	3	1	F 00Y 265 676	3 165 140 585 972

3-piece diamond dry drill bit set "EasyCeramics" in the PowerBox





Hawera diamond dry drill bits:

SPEEDCERAMICS



Fast and effortless drilling in hard tiles –
without the need for water



Vacuum-brazed diamonds

> Very long lifetime + very high drilling speed

Working length of 35 mm

> For all tile and natural stone slab thicknesses

M14 – thread for angle grinders

> Ideal tool for a fast drilling rate

Diamond dry drill bits SpeedCeramics

Diameter mm	Diameter inch	Packaging type	Pack quantity	Minimum order quantity ¹	Part number	EAN code
14	9/16	E	1	1	F 00Y 265 644	3 165 140 585 651
16	5/8	E	1	1	F 00Y 265 645	3 165 140 585 668
20	25/32	E	1	1	F 00Y 265 646	3 165 140 585 675
22	7/8	E	1	1	F 00Y 265 647	3 165 140 585 682
25	1	E	1	1	F 00Y 265 648	3 165 140 585 699
27	1 1/16	E	1	1	F 00Y 265 649	3 165 140 585 705
30	1 3/16	E	1	1	F 00Y 265 650	3 165 140 585 712
32	1 1/4	E	1	1	F 00Y 265 651	3 165 140 585 729
35	1 3/8	E	1	1	F 00Y 265 652	3 165 140 585 736
38	1 1/2	E	1	1	F 00Y 265 653	3 165 140 585 743
40	1 9/16	E	1	1	F 00Y 265 654	3 165 140 585 750
45	1 49/64	E	1	1	F 00Y 265 655	3 165 140 585 767
51	2	E	1	1	F 00Y 265 656	3 165 140 585 774
55	2 11/64	E	1	1	F 00Y 265 657	3 165 140 585 781
57	2 1/4	E	1	1	F 00Y 265 658	3 165 140 585 798
60	2 3/8	E	1	1	F 00Y 265 659	3 165 140 585 804
65	2 9/16	E	1	1	F 00Y 265 660	3 165 140 585 811
67	2 5/8	E	1	1	F 00Y 265 661	3 165 140 585 828
68	2 11/16	E	1	1	F 00Y 265 662	3 165 140 585 835
70	2 3/4	E	1	1	F 00Y 265 663	3 165 140 585 842
75	2 61/64	E	1	1	F 00Y 265 664	3 165 140 585 859
80	3 5/32	E	1	1	F 00Y 265 665	3 165 140 585 866
83	3 1/4	E	1	1	F 00Y 265 666	3 165 140 585 873



Pack quantity
(Pieces per pack)

¹ Minimum order quantity. The minimum order quantity is a fixed quantity of packs.
Orders are carried out only in multiples of the minimum order quantity.

Set – Diamond dry drill bits SpeedCeramics


Diameter mm	Working length	Packaging type	Pack quantity	Minimum order quantity ¹	Part number	EAN code
-------------	----------------	----------------	---------------	-------------------------------------	-------------	----------

3-piece diamond dry drill bit set "SpeedCeramics";
Including 19-mm spanner

14, 25, 35	30, 35	T	3	1	F 00Y 265 667	3 165 140 585 880
------------	--------	---	---	---	---------------	-------------------



4-piece diamond dry drill bit set "SpeedCeramics";
Including 19-mm spanner

25, 35, 45, 51	35	T	1	1	F 00Y 265 668	3 165 140 585 897
----------------	----	---	---	---	---------------	-------------------





Hawera diamond core edge sinkers:

Dry core edge sinkers SUPER

Ideal for drilling in limestone, masonry and brick

Diamond dry core edge sinkers Super, for hard materials, laser-welded



Diameter mm	Working length mm	Number of segments	Segment height mm	Mount for machine side	Packaging type	Pack quantity	Minimum order quantity ¹	Part number	EAN code
68	60	4	7.0	M16	E	1	1	F 00Y 137 078	4 014 468 013 287
82	60	4	7.0	M16	E	1	1	F 00Y 137 079	4 014 468 013 294

Accessories – Diamond core cutters / core edge sinkers

Mount for machine side	Diameter mm	Overall length mm	Mount for core side	Packaging type	Pack quantity	Minimum order quantity ¹	Part number	EAN code
------------------------	-------------	-------------------	---------------------	----------------	---------------	-------------------------------------	-------------	----------



Adapter for diamond core cutters

G 1/2"	-	-	1 1/4" UNC	F	1	1	F 00Y 144 018	4 014 468 026 126
G 1/2"	-	-	1 1/4" UNC	F	1	1	F 00Y 144 016	4 014 468 026 119

Extension for diamond core cutters



1 1/4" UNC	-	300	1 1/4" UNC	F	1	1	F 00Y 144 021	4 014 468 026 157
G 1/2"	-	300	R 1/2"	F	1	1	F 00Y 144 020	4 014 468 026 140

Shanks without pilot drill bit



Hexagon	-	78	M16	L	1	1	F 00Y 142 455	4 014 468 023 224
WAF 11	-	105	M16	L	1	1	F 00Y 142 459	4 014 468 023 262

Tungsten carbide pilot drill bit with diameter of 8 mm for shank



-	8	120	-	C	1	1	F 00Y 142 463	4 014 468 023 309
---	---	-----	---	---	---	---	---------------	-------------------

••• Pack quantity (Pieces per pack)

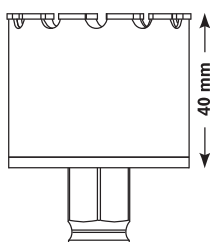
☐☐☐☐ ¹ Minimum order quantity. The minimum order quantity is a fixed quantity of packs. Orders are carried out only in multiples of the minimum order quantity.


Hawera diamond wet drill bits and holesaws:
XH CERAMICS

Precise drilling in hard tiles


Diamond wet drill bits XH Ceramics


Diameter mm	Working length mm	Overall length mm	Packaging type	Pack quantity	Minimum order quantity ¹	Part number	EAN code
5	30	65	E	1	1	F 00Y 265 221	3 165 140 495 837
6	35	65	E	1	1	F 00Y 265 222	3 165 140 495 844
7	35	65	E	1	1	F 00Y 265 223	3 165 140 495 851
8	35	65	E	1	1	F 00Y 265 224	3 165 140 495 868
10	35	65	E	1	1	F 00Y 265 225	3 165 140 495 875
12	35	65	E	1	1	F 00Y 265 226	3 165 140 495 882
14	35	65	E	1	1	F 00Y 265 227	3 165 140 495 899


Diamond holesaws XH Ceramics


Diameter mm	Diameter inch	Working length mm	Packaging type	Pack quantity	Minimum order quantity ¹	Part number	EAN code
-------------	---------------	-------------------	----------------	---------------	-------------------------------------	-------------	----------

Diamond holesaw with Power-Change adapter

19	3/4	40	G	1	1	F 00Y 265 172	3 165 140 489 263
20	25/32	40	G	1	1	F 00Y 265 173	3 165 140 489 270
22	7/8	40	G	1	1	F 00Y 265 174	3 165 140 489 287
25	1	40	G	1	1	F 00Y 265 175	3 165 140 489 294
29	1 1/8	40	G	1	1	F 00Y 265 176	3 165 140 489 300
32	1 1/4	40	G	1	1	F 00Y 265 177	3 165 140 489 317
35	1 3/8	40	G	1	1	F 00Y 265 178	3 165 140 489 324
38	1 1/2	40	G	1	1	F 00Y 265 179	3 165 140 489 331
41	1 5/8	40	G	1	1	F 00Y 265 244	3 165 140 515 177
44	1 3/4	40	G	1	1	F 00Y 265 180	3 165 140 489 348
51	2	40	G	1	1	F 00Y 265 181	3 165 140 489 355
54	2 1/8	40	G	1	1	F 00Y 265 182	3 165 140 489 362
57	2 1/4	40	G	1	1	F 00Y 265 183	3 165 140 489 379
60	2 3/8	40	G	1	1	F 00Y 265 184	3 165 140 489 386
64	2 1/2	40	G	1	1	F 00Y 265 185	3 165 140 489 393
65	2 9/16	40	G	1	1	F 00Y 265 186	3 165 140 489 409
67	2 5/8	40	G	1	1	F 00Y 265 187	3 165 140 489 416

Diamond holesaws XH Ceramics

Diameter mm	Diameter inch	Working length mm	Packaging type	Pack quantity	Minimum order quantity ¹	Part number	EAN code
-------------	---------------	-------------------	----------------	---------------	-------------------------------------	-------------	----------

Diamond holesaw with Power-Change adapter

68	2 11/16	40	G	1	1	F 00Y 265 188	3 165 140 489 423
70	2 3/4	40	G	1	1	F 00Y 265 189	3 165 140 489 430
76	3	40	G	1	1	F 00Y 265 190	3 165 140 489 447
79	3 1/8	40	G	1	1	F 00Y 265 191	3 165 140 489 454
83	3 1/4	40	G	1	1	F 00Y 265 192	3 165 140 489 461

Accessories – Diamond wet drill bits and holesaws XH Ceramics

Mount for machine side	Overall length mm	Packaging type	Pack quantity	Minimum order quantity ¹	Part number	EAN code
------------------------	-------------------	----------------	---------------	-------------------------------------	-------------	----------

Power-Change adapter

with 8 mm hex shank. For holesaw diameter of 14 - 152 mm.
Without pilot drill bit.



Hexagon WAF 8 mm	82	G	1	1	F 00Y 265 246	3 165 140 519 878
------------------	----	---	---	---	---------------	-------------------

Power-Change adapter

with SDS-plus shank. For holesaw diameter of 14 - 152 mm. Without pilot drill bit.



SDS-plus	98	G	1	1	F 00Y 265 247	3 165 140 519 885
----------	----	---	---	---	---------------	-------------------

Power-Change adapter Heavy Duty

with 11 mm hex shank. For holesaw diameter of 14 - 152 mm.
Without pilot drill bit.



Hexagon WAF 11 mm	80	G	1	1	F 00Y 265 248	3 165 140 520 188
-------------------	----	---	---	---	---------------	-------------------

Spring-mounted centring pin with tungsten carbide tip for starting to drill in hard materials



1/4" hex shank	-	G	1	1	F 00Y 265 617	3 165 140 575 539
----------------	---	---	---	---	---------------	-------------------

Accessories – Diamond drill bits and holesaws XH Ceramics

Packaging type	Pack quantity	Minimum order quantity ¹	Part number	EAN code
----------------	---------------	-------------------------------------	-------------	----------



Centring aid for diamond holesaws

M	1	1	F 00Y 265 198	3 165 140 489 669
---	---	---	---------------	-------------------



Centring aid for diamond drill bits

G	1	1	F 00Y 265 230	3 165 140 495 929
---	---	---	---------------	-------------------



Water bottle for diamond holesaws and drill bits

M	1	1	F 00Y 265 231	3 165 140 495 936
---	---	---	---------------	-------------------


Diamond wet drill bits XH Ceramics

Set contents diameter mm	Working length(s) mm	Overall length(s) mm	Packaging type	Pack quantity	Minimum order quantity ¹	Part number	EAN code
--------------------------	----------------------	----------------------	----------------	---------------	-------------------------------------	-------------	----------

4-piece diamond wet drill bit set "XH Ceramics" in the PowerBox

6.0	35	65	P	4	1	F 00Y 265 228	3 165 140 495 905
8.0							
10.0							
14.0							



4-piece diamond wet drill bit set "XH Ceramics" in the PowerBox

5.0	35	65	P	4	1	F 00Y 265 229	3 165 140 495 912
6.0							
7.0							
8.0							




Hawera diamond core cutters:

Wet core cutter WETDRILLSUPER



Ideal for concrete and reinforced concrete



Special segment geometry with Speed Stripes

- > Rapid centring and outstanding drilling starts
- > Very fast drilling rate
- > Less vibration and friction
- > Long lifetime

Diamond wet core cutters Super G 1/2" and 1 1/4" UNC



Diameter mm	Working length mm	Number of segments	Segment height mm	Mount for machine side	Packaging type	Pack quantity	Minimum order quantity ¹	Part number	EAN code
-------------	-------------------	--------------------	-------------------	------------------------	----------------	---------------	-------------------------------------	-------------	----------

Wet core cutter G 1/2"

12	300	Ring	10.0	G 1/2"	L	1	1	F 00Y 265 680	3 165 140 598 323
14	300	Ring	10.0	G 1/2"	L	1	1	F 00Y 265 681	3 165 140 598 330
16	300	Ring	10.0	G 1/2"	L	1	1	F 00Y 265 682	3 165 140 598 347
18	300	Ring	10.0	G 1/2"	L	1	1	F 00Y 265 683	3 165 140 598 354
20	300	Ring	10.0	G 1/2"	L	1	1	F 00Y 265 684	3 165 140 598 361
22	300	Ring	10.0	G 1/2"	L	1	1	F 00Y 265 685	3 165 140 598 378
24	300	Ring	10.0	G 1/2"	L	1	1	F 00Y 265 686	3 165 140 598 385
25	300	Ring	10.0	G 1/2"	L	1	1	F 00Y 265 687	3 165 140 598 392
28	300	Ring	10.0	G 1/2"	L	1	1	F 00Y 265 688	3 165 140 598 408
30	300	Ring	10.0	G 1/2"	L	1	1	F 00Y 265 689	3 165 140 598 415
32	300	Ring	10.0	G 1/2"	L	1	1	F 00Y 265 690	3 165 140 598 422
35	300	Ring	10.0	G 1/2"	L	1	1	F 00Y 265 691	3 165 140 598 439
37	400	Ring	10.0	G 1/2"	L	1	1	F 00Y 265 692	3 165 140 598 446
40	400	Ring	10.0	G 1/2"	L	1	1	F 00Y 265 693	3 165 140 598 453
42	400	Ring	10.0	G 1/2"	L	1	1	F 00Y 265 694	3 165 140 598 460
47	400	Ring	10.0	G 1/2"	L	1	1	F 00Y 265 695	3 165 140 598 477

Diamond wet core cutters Super R 1/2" and 1 1/4" UNC

Diameter mm	Working length mm	Number of segments	Segment height mm	Mount for machine side	Packaging type	Pack quantity	Minimum order quantity ¹	Part number	EAN code
-------------	-------------------	--------------------	-------------------	------------------------	----------------	---------------	-------------------------------------	-------------	----------

Wet core cutters 1 1/4" UNC Super


52	450	5	11.5	1 1/4" UNC	L	1	1	F 00Y 265 696	3 165 140 598 484
57	450	5	11.5	1 1/4" UNC	L	1	1	F 00Y 265 697	3 165 140 598 491
62	450	6	11.5	1 1/4" UNC	L	1	1	F 00Y 265 698	3 165 140 598 484
72	450	7	11.5	1 1/4" UNC	L	1	1	F 00Y 265 699	3 165 140 598 514
77	450	7	11.5	1 1/4" UNC	L	1	1	F 00Y 265 700	3 165 140 598 521
82	450	7	11.5	1 1/4" UNC	L	1	1	F 00Y 265 701	3 165 140 598 538
92	450	8	11.5	1 1/4" UNC	L	1	1	F 00Y 265 702	3 165 140 598 545
102	450	9	11.5	1 1/4" UNC	L	1	1	F 00Y 265 703	3 165 140 598 552
107	450	9	11.5	1 1/4" UNC	L	1	1	F 00Y 265 704	3 165 140 598 569
112	450	9	11.5	1 1/4" UNC	L	1	1	F 00Y 265 705	3 165 140 598 576
122	450	10	11.5	1 1/4" UNC	L	1	1	F 00Y 265 706	3 165 140 598 583
127	450	11	11.5	1 1/4" UNC	L	1	1	F 00Y 265 707	3 165 140 598 590
132	450	11	11.5	1 1/4" UNC	L	1	1	F 00Y 265 708	3 165 140 598 606
138	450	11	11.5	1 1/4" UNC	L	1	1	F 00Y 265 709	3 165 140 598 613
152	450	12	11.5	1 1/4" UNC	L	1	1	F 00Y 265 710	3 165 140 598 620
162	450	12	11.5	1 1/4" UNC	L	1	1	F 00Y 265 711	3 165 140 598 637
172	450	12	11.5	1 1/4" UNC	L	1	1	F 00Y 265 712	3 165 140 598 644
182	450	13	11.5	1 1/4" UNC	L	1	1	F 00Y 265 713	3 165 140 598 651
186	450	13	11.5	1 1/4" UNC	L	1	1	F 00Y 265 714	3 165 140 598 668
202	450	14	11.5	1 1/4" UNC	L	1	1	F 00Y 265 715	3 165 140 598 675
212	450	14	11.5	1 1/4" UNC	L	1	1	F 00Y 265 716	3 165 140 598 682
226	450	15	11.5	1 1/4" UNC	L	1	1	F 00Y 265 717	3 165 140 598 699
250	450	16	11.5	1 1/4" UNC	L	1	1	F 00Y 265 718	3 165 140 598 705
276	450	17	11.5	1 1/4" UNC	L	1	1	F 00Y 265 719	3 165 140 598 712
300	450	18	11.5	1 1/4" UNC	L	1	1	F 00Y 265 720	3 165 140 598 729


Segments for diamond wet core cutters Super 1 1/4" UNC
Recommended for working on:

Concrete and reinforced concrete with normal to hard aggregates, masonry

User instructions:

Segments for retipping segmented Wetdrill Super diamond core cutters

For core cutter diameter mm	Number of segments	Segment height mm	Part number	Packaging type	Pack quantity	Minimum order quantity ¹	EAN code
-----------------------------	--------------------	-------------------	-------------	----------------	---------------	-------------------------------------	----------




52	5	11.5	F 00Y 265 734	W	5	1	3 165 140 599 870
57	5	11.5	F 00Y 265 735	W	5	1	3 165 140 603 133
62	6	11.5	F 00Y 265 736	W	6	1	3 165 140 603 140
72	7	11.5	F 00Y 265 737	W	7	1	3 165 140 603 157
77							
82							
92	8	11.5	F 00Y 265 738	W	8	1	3 165 140 603 164

 Pack quantity
(Pieces per pack)

¹ Minimum order quantity. The minimum order quantity is a fixed quantity of packs. Orders are carried out only in multiples of the minimum order quantity.

Diamond wet core cutters Super 1 1/4" UNC

For core cutter diameter mm	Number of segments	Segment height mm	Part number	Packaging type	Pack quantity	Minimum order quantity ¹	EAN code
102 107 112	9	11.5	F 00Y 265 739	W	9	1	3 165 140 603 171
122	10	11.5	F 00Y 265 740	W	10	1	3 165 140 603 188
127	11	11.5	F 00Y 265 741	W	11	1	3 165 140 603 195
132	11	11.5	F 00Y 265 742	W	11	1	3 165 140 603 201
138	11	11.5	F 00Y 265 743	W	11	1	3 165 140 603 218
152 162	12	11.5	F 00Y 265 744	W	12	1	3 165 140 603 225
172	12	11.5	F 00Y 265 745	W	12	1	3 165 140 603 232
182 186	13	11.5	F 00Y 265 746	W	13	1	3 165 140 603 249
202 212	14	11.5	F 00Y 265 747	W	14	1	3 165 140 603 256
226	15	11.5	F 00Y 265 761	W	15	1	3 165 140 613 682
250	16	11.5	F 00Y 265 762	W	16	1	3 165 140 613 699
276	17	11.5	F 00Y 265 763	W	17	1	3 165 140 613 705
300	18	11.5	F 00Y 265 768	W	18	1	3 165 140 621 663



Circular saws

Hawera circular saws:

A perfect fit

The new Hawera range: just **6 groups of circular saw blades** completely cover the wide range of applications on the **construction site and in interior fitting work**.

Metal and multi-purpose circular saw blades:



STEELCUT



MULTITEC
WZ



MULTITEC
TR-F/neg

Wood and construction circular saw blades:



SUPERTEC



FASTCUT

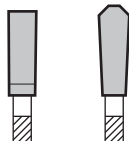


CONSTRUCTCUT

Orientation aids

Tooth shape

The shape and combination of tooth types are decisive for the type of materials being worked on.



Tooth pitch

The number of teeth is decisive for the cut quality, depending on the material.

- very coarse tooth pitch
- coarse tooth pitch
- fine tooth pitch
- very fine tooth pitch

Benefit pictograms


The pictograms inform you about special advantages of the blade and cut quality.



Machine pictograms

Definition of the type of application: Hand-held circular saw, mitre saw, bench circular saw.




Metal and multi-purpose circular saw blades:
STEELCUT
FWF

Flat teeth with alternate chamfer



●●● > fine tooth pitch

Metal and hard material circular saw blade


Ideal for steel plates and profiles, non-ferrous metals, glass fibre reinforced plastic, perspex, cement-bonded fibre boards

MULTITEC
WZ

Alternate offset teeth



●● > coarse tooth pitch

Multi-purpose circular saw blade



Ideal for aluminium, perspex and brass

TR-F/neg

Trapezoidal / Flat teeth



●●●● > very fine tooth pitch



Ideal for non-ferrous metals, plastics, perspex, hardwood, laminated chipboard, composite materials, laminates



Wood and construction circular saw blades:

SUPERTEC

WZ

Alternate offset tooth



➤ coarse to very fine tooth pitch

Precision circular saw blade



Ideal for softwood, hardwood, wood core plywood, MDF boards, veneered boards, laminated boards

FASTCUT

FZ

Flat tooth



➤ coarse tooth pitch

Quick-cutting circular saw blade



Ideal for softwood, casing boards, chipboard

CONSTRUCTCUT

WZ

Alternate offset tooth



➤ very coarse tooth pitch


Construction timber circular saw blade



Ideal for construction timber, softwood with nails, cement-bonded fibre boards, firewood, casing boards

Application recommendation

Hawera circular saw blades



Cutting features

Clean cut	●		●	●			
Quick cut		●		○	●	○	○

Wooden materials

Softwood, fine cross cut				●			●
Softwood, coarse rip and cross cut				●	●		●
Wooden beams				○	○		
Hardwood, fine cross cut		○	○	●			
Hardwood, coarse rip and cross cut				●	●		
Construction timber with nails and concrete residues						●	
Construction timber						●	
Plywood		○	○		●		●
Firewood							●

Wooden materials, composite materials

Casing boards					●	●	
Chipboard, raw		●	●	●	●	●	
Chipboard, laminated or veneered on one side		●	●	●			
Chipboard, laminated or veneered on two sides		●	●	●			
Composite material	○	○	○	●			
Pressed laminated wood, plywood				●			
Fibre materials, MDF	○			●			
Wood core plywood				●	○		
Laminate, parquet		●	●	○			

Other materials

Aerated concrete						●	
Plastics, epoxy	●	●	●				
Non-ferrous metals, aluminium, brass,	●	●	●				

- very suitable
- suitable



The Hawera circular saw blade dimensions to fit your hand-held circular saw



AEG

HK 40	140	20
HK 46N	150	20
HK 55, K 55, K 55S, K55 SE	160	20
HK 66, HK 66E, KS 66S	190	30
HK 75A	210	30

Atlas Copco

TKS 42	130	20
K 55, K 55S,	160	20
K 66S, K 66SE, SCS 66Q	190	30
HKS 75	210	30
HKS 85	230	30

Black & Decker

BD 227, BD 840, BD 846, CD 600, DN 227, Dn 227H, KS 40, KS 227, KS 840, KS 846, P 3601	140	12.7
BD 855, KS 855, SR 325E, U 336, U 975, U 976	160	16
HD 1200	180	20
BD 229, BD 865, BD 865E, DN 59, DN 229, DN 820, GD 60, HD 100, HD 1000, HD 2062, KS 865, KS 865E, P 3703, P 3705, PL 40, PS 3703, PS 3705, SR 300, SR 362E	184	16
KS 64, KS 65K	190	16
BD 365, PL 41	190	30
HD 2075S, KS 805, KS 810, P 3802	210	30
P 3902, HD 2066S	230	30

Bosch

PKS 38, PKS 40	130	16
PKS 46	150	16
GKS 54, GKS 54 CE, PKS 54, PKS 54 CE	160	30
GKS 55, GKS 55 CE, GKS 160	160	20
GKS 65, GKS 68 BC, GKS 65 CE, PKS 66, GKS 66, GKS 66 CE	190	30
GKS 75 S	210	30
GKS 85 S	230	20
PKS 14,4 V	130	16
GKS 24 V/GKS 18 V	160	20
GKS 36 V-Li	165	20

DeWalt

DW 351	150	20
DW 62, DW 62K	184	16
DW 65, DW 365	190	30
DW 86	240	30

Elu

MH 151	150	20
MH 155	170	30
MH 65	180	30
MH 165, MH 265	190	30
MH 85, MH 286	240	30

Festool

AP 55, AP 55E, AP 55EB, ATF 55, ATF 55E, ATF 55EB	160	20
AT 55E, AXT 50LA	170	30
AU 55S, AU 60P	180	30
AP 65, AP 65E, AP 65EB, AT 65, AT 65EB	190	30
AU 65, AD 65	200	30
CS 70, CS 70EB	225	30
AP 85, AP 85E, AP 85EB	240	30

Hitachi

C 6BU, C 6U	165	30
C 7BU, C 7U	184	30
C 8U	210	30
C 9U	235	30

Holz-Her

2110, 2111, 2171	130	20
2260, 2270	140	20
2103, 2104, 2105, 2106, AP 55EB, ATF 55EB	160	20
2115, 2266, 2271, 2281	170	30
2112, HKU 55	180	30
2117, 2119, AP 65EB, AT 65EB	190	30
2113	200	30
2267	210	30
2118, 2120, 2294	230	30
2268	240	30

Kress

CHKS 6055	160	20
CHKS 6066, 1500KS	190	20

Mafell

KSP 55, KSP 55F, KST 55, MKS 55, MKS 55F, MS 55	160	20
KSP 65F, MKS 65	190	30
B 65	200	30
MKS 75	210	30
MKS 85	225	30
KSP 85, KSP 85F	230	30

Makita

5603R, 5604R	165	20
5017 RKB	165	30
5017R, 5703R, 5704R, 5705R	190	30
5900B, 5900BR, SR 2300	235	25
5903R	235	30

Metabo

KS 0852S	150	20
KS 54, KSE 55 Plus	160	20
KS 1155S, KS 1157S, KSTE 1357S	165	20
KS 66, KS 68 Plus	190	30
KSE 1678S	210	30

Skil

5140, 5240, 5740	130	16
------------------	-----	----



The Hawera circular saw blade dimensions to fit your mitre saw

Supplier of mitre saws and bench circular saws	Blade outer diameter mm	Bore diameter mm	Supplier of mitre saws and bench circular saws	Blade outer diameter mm	Bore diameter mm
Atlas Copco			Holz-Her		
MS 3C	254*	30	2161, 214101 Symstric	216	30
Black & Decker			Kress		
SR 700, BD 800, DN 800, SEC 818	210	20	GST 90	254*	30
Bosch			Makita		
PCM 8 S	210	30	LS 1013, LS 1040	254*	30
GCM 10, GCM 10 S, GKG 24 V	254*	30	Metabo, Elektra-Beckum		
PCM 10	254*	30	GKSE 16705, Signal, KGSE 16705	210	30
GCM 12	305	30	KGS 255, P 200, PK 200, UK 220E, UK 220W	210	30
DeWalt			KGS 250, KGS 300, KGT 500, KGT 550, KGS 330, KGS 250 Hobbymaster, KGS 303, KGS 331	250	30
DW 700, DW 701, DW 707	216	30	KS 304	305	30
DW 702, DW 703, DW 710, DW 742, DW 743	250	30	Rexon		
DW 709, DW 711	260	30	MS 8RAL, SM 2151AL	216	30
DW 704, DW 705, DW 706, DW 708	305	30	M 2500AI	254*	30
Einhell			SCM 12A	305	30
KGS 210	210	30	Scheppach		
KGTN 245, KGTN 250	254*	30	Capas 1, Capas 2	216	30
Elu			KG 260E, TKG 260i, TKG 260E, TKG 280E	254*	30
PS 174, PS 274, PS 274E, ETS 41	216	30	TKG 305i	300	30
TGS 170, TGS 171, TGS 172, TGS 173, TGS 271, TGS 273	250	30	Capas 3	305	30
PS 374, EMS 705	305	30	Stayer		
Hitachi			SLL 250, SCE 1600, SC 270, SC 271, SLL 250E, SLL 251, SL 251E	254*	30
C 8FA	210	30			
C 8FC, C 8FS	216	30			
C 10FCA, C 10FCB	254*	30			



The Hawera circular saw blade dimensions to fit your bench circular saw

Bosch			Rexon		
GTS 10, PTS 10	254*	30	BT 2160A	216	30
DeWalt			BT 2500AE	250	30
DW 744, DW 746	250	30	TS 3150A	315	30
Einhell			Scheppach		
BKS 315	315	30	TKU, TS 315GT, TS 401 ci	315	30
Metabo, Elektra-Beckum			BS 400	400	30
TKHS 315, TKHS 315C	315	30	BS 500	500	30

* A circular saw blade with 250 mm outer diameter also fits these machines.




Hawera metal and hard material saw blades

STEELCUT



The special blade for metal and hard materials



*** **Fine tooth pitch**

Fine cuts in soft steel, non-ferrous metals, thermal-cladde boards, fibreglass, perspex, acrylic and cement-bonded fibre boards

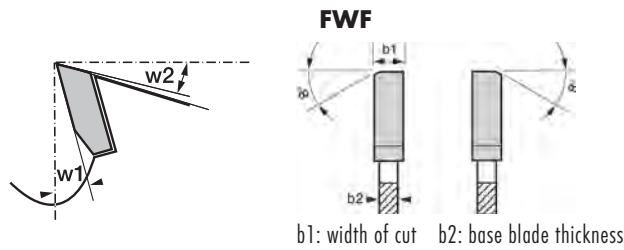
**** **Very fine tooth pitch**

Very fine cuts in soft steel, non-ferrous metals, thermal-cladde boards, fibreglass, perspex, acrylic and cement-bonded fibre boards

SteelCut - for mitre saws



- > Ideal tooth exit angle for exact cutting edges
- > Fixed workpiece clamp required



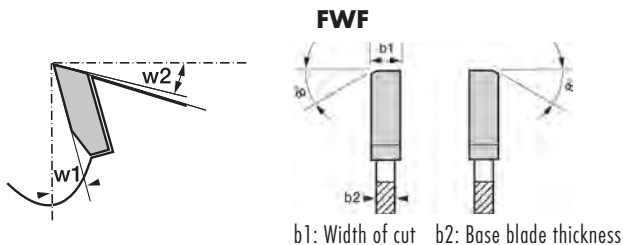
Outer diameter mm	Bore diameter mm / Bore with reducing ring mm	Cutting width b1 mm / Base blade thickness b2 mm	Number of teeth	Tooth shape	Tooth pitch	Hook angle ° w1	Clearance angle ° w2	Packaging type	Pack quantity	Minimum order quantity ¹	Part number	EAN-Code
305	25,4	2,2/1,8	60	FWF	***	0	8	L	1	1	F 00Y 124 794	4 014 468 021 091
305	25,4	2,2/1,8	80	FWF	****	0	8	L	1	1	F 00Y 124 795	4 014 468 021 107
355	25,4	2,6/1,8	80	FWF	***	0	8	L	1	1	F 00Y 124 798	4 014 468 026 089

Pack quantity (Pieces per pack)

¹ Minimum order quantity. The minimum order quantity is a fixed quantity of packs. Orders are carried out only in multiples of the minimum order quantity.

SteelCut - for bench circular saws


- > Special tooth geometry for hard materials
- > Minimised cutting width for less cutting pressure and easier cutting action
- > Fixed workpiece clamp required



Outer diameter mm	Bore diameter mm / Bore with reducing ring mm	Cutting width b1 mm / Base blade thickness b2 mm	NI / Diameter, bench circular saw	Number of teeth	Tooth shape	Tooth pitch	Hook angle ° w1	Clearance angle ° w2	Packaging type	Pack quantity	Minimum order quantity ¹	Part number	EAN-Code
305	30	2,2/1,8	7/42 10/60	60	FWF	...	0	8	L	1	1	F 00Y 124 793	4 014 468 021 084
350	30	2,6/1,8	10/60	80	FWF	...	0	8	L	1	1	F 00Y 124 796	4 014 468 021 114
400	30	2,6/1,8	10/60	84	FWF	...	0	8	L	1	1	F 00Y 124 797	4 014 468 021 602

Pack quantity (Pieces per pack)

¹ Minimum order quantity. The minimum order quantity is a fixed quantity of packs. Orders are carried out only in multiples of the minimum order quantity.



Hawera multi-purpose saw blades

MULTITEC



The perfect blade for powerful cuts with clean cutting edges in all different kinds of materials



*** **Fine tooth pitch**

Fine cuts in plastic and non-ferrous metals, also well suited to cutting parquet, laminate, epoxy and occasional use in hardwood

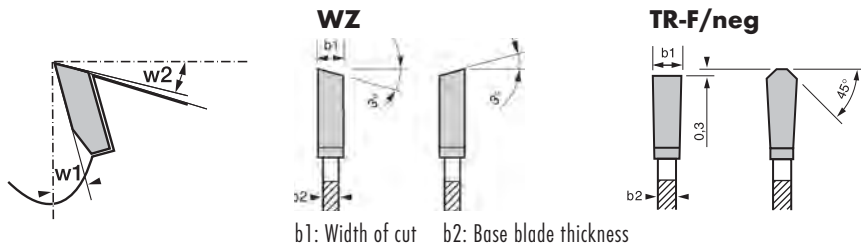


**** **Very fine tooth pitch**

Very fine cut in plastic and in non-ferrous metals, also perfectly suited to cutting parquet, laminate, epoxy, fibreglass and cement-bonded fibre boards



MultiTec - for hand-held circular saws



b1: Width of cut b2: Base blade thickness

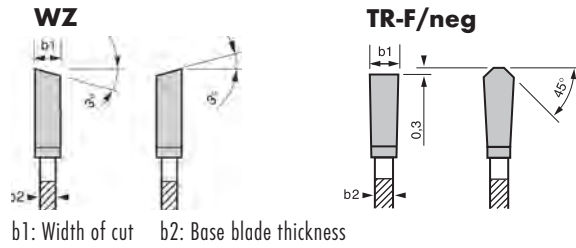
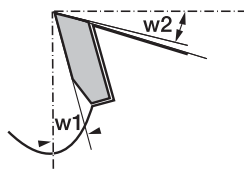
Outer diameter mm	Bore diameter mm / Bore with reducing ring mm	Cutting width b1 mm / Base blade thickness b2 mm	Number of teeth	Tooth shape	Tooth pitch	Hook angle ° w1	Clearance angle ° w2	Packaging type	Pack quantity	Minimum order quantity ¹	Part number	EAN-Code
150	20/16	2,0/1,4	42	TR-F/neg.	****	-5	18	I	1	1	F 00Y 124 667	4 014 468 001 482
150	30	2,0/1,4	42	TR-F/neg.	****	-5	18	I	1	1	F 00Y 124 679	4 014 468 001 499
160	20/16	2,2/1,8	30	WZ	***	0	8	I	1	1	F 00Y 124 779	4 014 468 020 940
160	20/16	2,4/1,8	42	TR-F/neg.	****	-5	18	I	1	1	F 00Y 124 669	4 014 468 001 512
160	30/25	2,4/1,8	42	TR-F/neg.	****	-5	18	I	1	1	F 00Y 124 688	4 014 468 001 529
170	30	2,4/1,8	48	TR-F/neg.	****	-5	18	I	1	1	F 00Y 124 671	4 014 468 001 543
180	30	2,4/1,8	48	TR-F/neg.	****	-5	18	I	1	1	F 00Y 124 673	4 014 468 001 567
190	20/16	2,4/1,8	38	WZ	***	0	8	I	1	1	F 00Y 124 784	4 014 468 020 995
190	20/16	2,4/1,8	54	TR-F/neg.	****	-5	18	I	1	1	F 00Y 124 674	4 014 468 001 574
190	30	2,4/1,8	38	WZ	***	0	8	I	1	1	F 00Y 124 785	4 014 468 021 008
190	30	2,4/1,8	54	TR-F/neg.	****	-5	18	I	1	1	F 00Y 124 675	4 014 468 001 581
200	30	2,4/1,8	54	TR-F/neg.	****	-5	18	I	1	1	F 00Y 124 676	4 014 468 001 598
210	30	2,4/1,8	40	WZ	***	0	8	I	1	1	F 00Y 124 787	4 014 468 021 022
230	30	2,4/1,8	44	WZ	***	0	8	I	1	1	F 00Y 124 789	4 014 468 021 046

Pack quantity (Pieces per pack)

¹ Minimum order quantity. The minimum order quantity is a fixed quantity of packs. Orders are carried out only in multiples of the minimum order quantity.

MultiTec - for hand-held circular saws

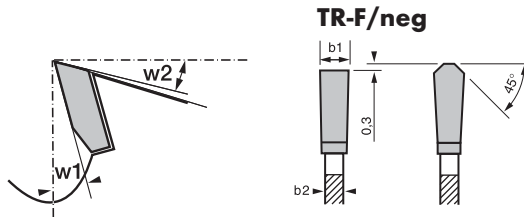
Outer diameter mm	Bore diameter mm / Bore with reducing ring mm	Cutting width b1 mm / Base blade thickness b2 mm	Number of teeth	Tooth shape	Tooth pitch	Hook angle ° w1	Clearance angle ° w2	Packaging type	Pack quantity	Minimum order quantity ¹	Part number	EAN-Code
230	30	2,4/1,8	64	TR-F/neg.	••••	-5	18	I	1	1	F 00Y 124 690	4 014 468 001 635
235	30/25	2,4/1,8	44	WZ	•••	0	8	I	1	1	F 00Y 124 790	4 014 468 021 053
235	30/25	2,4/1,8	64	TR-F/neg.	••••	-5	18	I	1	1	F 00Y 124 683	4 014 468 001 642
240	30	2,4/1,8	64	TR-F/neg.	••••	-5	18	M	1	1	F 00Y 124 684	4 014 468 001 659
270	30	3,2/2,5	88	TR-F/neg.	••••	-5	18	M	1	1	F 00Y 145 241	4 014 468 032 592

MultiTec - for mitre saws and bench circular saws


Outer diameter mm	Bore diameter mm / Bore with reducing ring mm	Cutting width b1 mm / Base blade thickness b2 mm	ML / Diameter, bench circular saw	Number of teeth	Tooth shape	Tooth pitch	Hook angle ° w1	Clearance angle ° w2	Packaging type	Pack quantity	Minimum order quantity ¹	Part number	EAN-Code
210	30	2,4/1,8	-	54	TR-F/neg.	••••	-5	18	M	1	1	F 00Y 124 677	4 014 468 001 604
216	30	2,4/1,8	-	40	WZ	•••	0	8	L	1	1	F 00Y 124 788	4 014 468 021 039
216	30	2,4/1,8	-	60	TR-F/neg.	••••	-5	18	M	1	1	F 00Y 124 099	4 014 468 001 611
250	30	2,4/1,8	7/42	48	WZ	•••	0	8	L	1	1	F 00Y 124 792	4 014 468 021 077
250	30	3,2/2,5	7/42	80	TR-F/neg.	••••	-5	18	L	1	1	F 00Y 124 678	4 014 468 001 666
254	30	3,2/2,5		60	TR-F	•••	-5	15	L	1	1	F 00Y 265 120	3 165 140 455 671
254	30	3,2/2,5		96	TR-F	••••	-5	15	L	1	1	F 00Y 265 121	3 165 140 455 688
300	30	3,2/2,5	7/42	96	TR-F/neg.	••••	-5	18	L	1	1	F 00Y 124 730	4 014 468 001 673
			10/60										

MultiTec - for bench circular saws

- > Fixed workpiece clamp required
- > Manual feed possible



b1: Width of cut b2: Base blade thickness

Outer diameter mm	Bore diameter mm / Bore with reducing ring mm	Cutting width b1 mm / Base blade thickness b2 mm	Nl / Diameter, bench circular saw	Number of teeth	Tooth shape	Tooth pitch	Hook angle ° w1	Clearance angle ° w2	Packaging type	Pack quantity	Minimum order quantity ¹	Part number	EAN-Code
250	32	3,2/2,5	-	80	TR-F/neg.	••••	-5	18	L	1	1	F 00Y 160 905	4 014 468 013 676
300	32	3,2/2,5	-	96	TR-F/neg.	••••	-5	18	L	1	1	F 00Y 160 909	4 014 468 013 683
350	30	3,2/2,5	-	108	TR-F/neg.	••••	-5	18	L	1	1	F 00Y 138 276	4 014 468 013 539

••• Pack quantity (Pieces per pack)

••••¹ Minimum order quantity. The minimum order quantity is a fixed quantity of packs. Orders are carried out only in multiples of the minimum order quantity.


Hawera precision saw blades
SUPERTEC

The precise blade for quality cuts in all types of wood


•• Coarse tooth pitch

Coarse rip cuts and cross cuts in softwood, hardwood, raw chipboard, casing boards and plywood

•••• Very fine tooth pitch

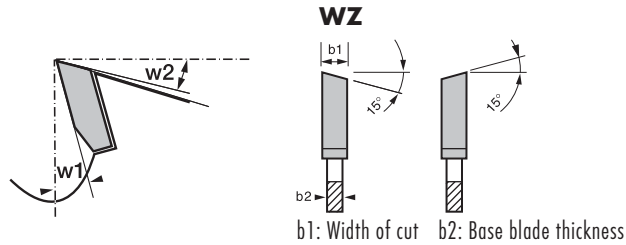
Very fine cross cuts in softwood, hardwood, plywood and wood core plywood Also for parquet, chipboard laminated on one and two sides, fibre materials and MDF

••• Fine tooth pitch

Fine cross cuts in softwood, hardwood and plywood; also for wood core plywood, chipboard laminated on one side and parquet

SuperTec - for hand-held circular saws


> Large tungsten carbide teeth and aggressive cutting angle for quick cuts and long lifetime



Outer diameter mm	Bore diameter mm / Bore with reducing ring mm	Cutting width b1 mm / Base blade thickness b2 mm	Number of teeth	NI / Diameter, bench circular saw	Tooth shape	Tooth pitch	Hook angle ° w1	Clearance angle ° w2	Packaging type	Pack quantity	Minimum order quantity ¹	Part number	EAN-Code
130	20/16	2,4/1,4	-	20	WZ	••	15	15	I	1	1	F 00Y 205 378	4 014 468 041 792
130	20/16	2,4/1,4	-	30	WZ	•••	15	15	I	1	1	F 00Y 205 379	4 014 468 041 808
140	12,7	2,4/1,4	-	20	WZ	••	15	15	I	1	1	F 00Y 205 380	4 014 468 041 815
150	16/13	2,4/1,4	-	24	WZ	••	15	15	I	1	1	F 00Y 205 384	4 014 468 041 853
150	20/15	2,4/1,4	-	24	WZ	••	15	15	I	1	1	F 00Y 205 386	4 014 468 041 877
150	20/15	2,4/1,4	-	36	WZ	•••	15	15	I	1	1	F 00Y 205 387	4 014 468 041 884
160	20/16	2,6/1,6	6/32	24	WZ	••	15	15	I	1	1	F 00Y 205 390	4 014 468 041 914
160	20/16	2,6/1,6	6/32	36	WZ	•••	15	15	I	1	1	F 00Y 205 391	4 014 468 041 921
160	20/16	2,6/1,6	6/32	48	WZ	••••	10	15	I	1	1	F 00Y 224 716	4 014 468 064 401
160	30	2,6/1,6	-	24	WZ	••	15	15	I	1	1	F 00Y 205 392	4 014 468 041 938
160	30	2,6/1,6	-	36	WZ	•••	15	15	I	1	1	F 00Y 205 393	4 014 468 041 945
165	30/20	2,6/1,6	-	24	WZ	••	15	15	I	1	1	F 00Y 205 394	4 014 468 041 952
165	30/20	2,6/1,6	-	36	WZ	•••	15	15	I	1	1	F 00Y 205 395	4 014 468 041 969
170	30	2,6/1,6	-	24	WZ	••	20	10	I	1	1	F 00Y 205 396	4 014 468 041 976

Pack quantity (Pieces per pack)

¹ Minimum order quantity. The minimum order quantity is a fixed quantity of packs. Orders are carried out only in multiples of the minimum order quantity.

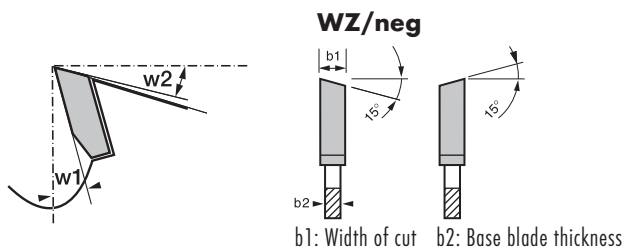
SuperTec - for hand-held circular saws

Outer diameter mm	Bore diameter mm / Bore with reducing ring mm	Cutting width b ₁ mm / Base blade thickness b ₂ mm	Number of teeth	NL / Diameter, bench circular saw	Tooth shape	Tooth pitch	Hook angle ° w ₁	Clearance angle ° w ₂	Packaging type	Pack quantity	Minimum order quantity ¹	Part number	EAN-Code
180	30	2,6/1,6	-	24	WZ	••	20	10	I	1	1	F 00Y 205 398	4 014 468 041 990
180	30	2,6/1,6	-	36	WZ	•••	15	15	I	1	1	F 00Y 205 399	4 014 468 042 003
184	30/16	2,6/1,6	-	24	WZ	••	20	10	I	1	1	F 00Y 205 400	4 014 468 042 010
184	30/16	2,6/1,6	-	36	WZ	•••	15	15	I	1	1	F 00Y 205 401	4 014 468 042 027
190	20/16	2,6/1,6	-	24	WZ	••	20	10	I	1	1	F 00Y 205 402	4 014 468 042 034
190	20/16	2,6/1,6	-	36	WZ	•••	15	15	I	1	1	F 00Y 205 403	4 014 468 042 041
190	20/16	2,6/1,6	-	48	WZ	••••	10	14	I	1	1	F 00Y 205 404	4 014 468 042 058
190	30	2,6/1,6	7/42	24	WZ	••	20	10	I	1	1	F 00Y 205 405	4 014 468 042 065
190	30	2,6/1,6	7/42	36	WZ	•••	15	15	I	1	1	F 00Y 205 406	4 014 468 042 072
190	30	2,6/1,6	7/42	48	WZ	••••	10	14	I	1	1	F 00Y 205 407	4 014 468 042 089
200	30/25	2,8/1,8	7/42	24	WZ	••	20	10	I	1	1	F 00Y 205 408	4 014 468 042 096
200	30/25	2,8/1,8	7/42	36	WZ	•••	15	15	I	1	1	F 00Y 205 409	4 014 468 042 102
200	30/25	2,8/1,8	7/42	48	WZ	••••	15	15	I	1	1	F 00Y 205 410	4 014 468 042 119
210	30/25	2,8/1,8	-	24	WZ	••	20	10	I	1	1	F 00Y 205 411	4 014 468 042 126
210	30/25	2,8/1,8	-	36	WZ	•••	15	15	I	1	1	F 00Y 205 412	4 014 468 042 133
210	30/25	2,8/1,8	-	48	WZ	••••	15	15	I	1	1	F 00Y 205 413	4 014 468 042 140
220	30	2,8/1,8	7/42	36	WZ	•••	15	15	I	1	1	F 00Y 205 415	4 014 468 042 164
225	30	2,8/1,8	-	36	WZ	•••	15	15	I	1	1	F 00Y 205 416	4 014 468 042 171
230	30	2,8/1,8	7/42	24	WZ	••	20	10	I	1	1	F 00Y 205 417	4 014 468 042 188
230	30	2,8/1,8	7/42	36	WZ	•••	15	15	I	1	1	F 00Y 205 418	4 014 468 042 195
230	30	2,8/1,8	7/42	48	WZ	••••	15	15	I	1	1	F 00Y 205 419	4 014 468 042 201
235	30/25	2,8/1,8	-	24	WZ	••	20	10	I	1	1	F 00Y 205 420	4 014 468 042 218
235	30/25	2,8/1,8	-	36	WZ	•••	15	15	I	1	1	F 00Y 205 421	4 014 468 042 225
240	30	2,8/1,8	-	36	WZ	•••	15	15	M	1	1	F 00Y 205 423	4 014 468 042 249
250	30	3,2/2,2	7/42	40	WZ	•••	10	14	M	1	1	F 00Y 205 425	4 014 468 042 263
250	30	3,2/2,2	7/42	60	WZ	•••	10	15	M	1	1	F 00Y 205 426	4 014 468 042 270
270	30	3,2/2,2	-	24	WZ	••	20	10	M	1	1	F 00Y 205 427	4 014 468 042 287

SuperTec - for mitre saws



- > Optimum tooth exit angle for excellent cutting edges and more safety
- > For an extra-thin cut with little exertion of force
- > Also especially suitable for cordless circular saws



Outer diameter mm	Bore diameter mm / Bore with reducing ring mm	Cutting width b ₁ mm / Base blade thickness b ₂ mm	Number of teeth	Tooth shape	Tooth pitch	Hook angle ° w ₁	Clearance angle ° w ₂	Packaging type	Pack quantity	Minimum order quantity ¹	Part number	EAN-Code	
205	18	2,6/1,6	-	48	WZ/neg.	••••	-5	18	L	1	1	F 00Y 202 869	4 014 468 040 283
210	30	2,8/1,8	-	48	WZ/neg.	••••	-5	18	L	1	1	F 00Y 124 724	4 014 468 021 121
216	30	2,8/1,8	-	24	WZ/neg.	••	-5	18	L	1	1	F 00Y 124 095	4 014 468 002 434

☐ Pack quantity (Pieces per pack)



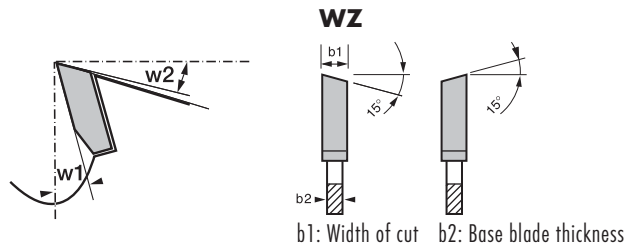
¹ Minimum order quantity. The minimum order quantity is a fixed quantity of packs. Orders are carried out only in multiples of the minimum order quantity.

SuperTec - for mitre saws

Outer diameter mm	Bore diameter mm / Bore with reducing ring mm	Cutting width b1 mm / Base blade thickness b2 mm	NI / Diameter, bench circular saw	Number of teeth	Tooth shape	Tooth pitch	Hook angle ° w1	Clearance angle ° w2	Packaging type	Pack quantity	Minimum order quantity ¹	Part number	EAN-Code
216	30	2,8/1,8	-	48	WZ/neg.	...	-5	18	L	1	1	F 00Y 124 096	4 014 468 002 441
216	30	2,8/1,8	-	60	WZ/neg.	-5	18	L	1	1	F 00Y 124 719	4 014 468 002 458
250	30	3,2/2,2	7/42	40	WZ/neg.	...	-5	18	L	1	1	F 00Y 124 706	4 014 468 002 465
250	30	3,2/2,2	7/42	60	WZ/neg.	-5	18	L	1	1	F 00Y 124 721	4 014 468 002 472
250	30	3,2/2,2	7/42	80	WZ/neg.	-5	18	L	1	1	F 00Y 160 730	4 014 468 002 489
254	30	2,0/1,4	-	40	WZ/neg.	...	-5	15	L	1	1	F 00Y 265 117	3 165 140 455 640
254	30	2,0/1,4	-	60	WZ/neg.	...	-5	15	L	1	1	F 00Y 265 119	3 165 140 455 664
254	30	2,5/1,8	-	80	WZ/neg.	-5	15	L	1	1	F 00Y 265 118	3 165 140 455 657
300	30	3,2/2,2 10/60	7/42	60	WZ/neg.	...	-5	18	L	1	1	F 00Y 265 122	3 165 140 455 695

SuperTec - for bench circular saws


UW: universal alternate offset tooth
 QW: cross cut alternate offset tooth
 KW: plastic alternate offset tooth
 VW: alternate offset tooth design with many teeth



Outer diameter mm	Bore diameter mm / Bore with reducing ring mm	Cutting width b1 mm / Base blade thickness b2 mm	NI / Diameter, bench circular saw	Number of teeth	Tooth shape	Type	Tooth pitch	Hook angle ° w1	Clearance angle ° w2	Packaging type	Pack quantity	Minimum order quantity ¹	Part number	EAN-Code
250	30	3,2/2,2	7/42	40	WZ	...	9	16	L	1	1	1	F 00Y 265 123	3 165 140 455 701
250	30	3,2/2,2	7/42	40	WZ	UW	...	10	14	L	1	1	F 00Y 001 181	4 014 468 003 035
250	30	3,2/2,2	7/42	60	WZ	KW	...	10	14	L	1	1	F 00Y 001 218	4 014 468 003 059
250	30	3,2/2,2	7/42	80	WZ	VW	10	14	L	1	1	F 00Y 001 225	4 014 468 003 066
300	30	3,2/2,2 10/60	7/42	36	WZ	QW	..	20	10	L	1	1	F 00Y 124 740	4 014 468 022 067
300	30	3,2/2,2 10/60	7/42	48	WZ	UW	...	10	14	L	1	1	F 00Y 001 183	4 014 468 003 097
300	30	3,2/2,2 10/60	7/42	72	WZ	KW	...	10	14	L	1	1	F 00Y 001 219	4 014 468 003 127
300	30	3,2/2,2 10/60	7/42	96	WZ	VW	10	14	L	1	1	F 00Y 001 226	4 014 468 003 134
305	30	3,2/2,2 10/60	7/42	60	WZ	...	12	15	L	1	1	1	F 00Y 265 124	3 165 140 455 855
305	30	3,2/2,2 10/60	7/42	96	WZ	12	15	L	1	1	1	F 00Y 265 125	3 165 140 455 862
315	30	3,2/2,2	7/42	48	WZ	UW	...	10	14	L	1	1	F 00Y 424 509	4 014 468 003 165
350	30	3,5/2,5	10/60	42	WZ	QW	..	20	10	L	1	1	F 00Y 124 741	4 014 468 022 074




Pack quantity
 (Pieces per pack)



¹ Minimum order quantity. The minimum order quantity is a fixed quantity of packs.
 Orders are carried out only in multiples of the minimum order quantity.

SuperTec - for bench circular saws

Outer diameter mm	Bore diameter mm / Bore with reducing ring mm	Cutting width b 1 mm / Base blade thickness b2 mm	Number of teeth	Tooth shape	Type	Tooth pitch	Hook angle ° w1	Clearance angle ° w2	Packaging type	Pack quantity	Minimum order quantity ¹	Part number	EAN-Code	
350	30	3,5/2,5	10/60	54	WZ	UW	•••	10	14	L	1	1	F 00Y 001 185	4 014 468 003 202
400	30	3,5/2,5	10/60	48	WZ	QW	••	20	10	L	1	1	F 00Y 124 742	4 014 468 022 081
400	30	3,5/2,5	10/60	60	WZ	UW	•••	10	14	L	1	1	F 00Y 001 189	4 014 468 003 257
400	30	3,5/2,5	10/60	96	WZ	KW	•••	10	14	L	1	1	F 00Y 001 222	4 014 468 003 264
450	30	3,8/2,8	10/60	54	WZ	QW	••	20	10	L	1	1	F 00Y 124 743	4 014 468 022 098
500	30	3,8/2,8	-	60	WZ	QW	••	20	10	L	1	1	F 00Y 124 744	4 014 468 022 104

 Pack quantity
(Pieces per pack)



¹ Minimum order quantity. The minimum order quantity is a fixed quantity of packs. Orders are carried out only in multiples of the minimum order quantity.



Hawera quick-cut saw blades

FASTCUT



The fast blade for cuts along and across all types of wood



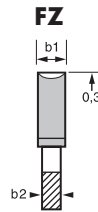
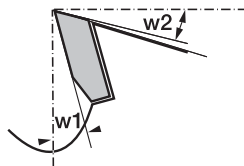
• Very coarse tooth pitch

Very coarse rip cuts and cross cuts in softwood, plywood, hardwood, chipboard and casing boards

•• Coarse tooth pitch

Coarse rip cuts and cross cuts in softwood, hardwood, chipboard, casing boards and wood core plywood

FastCut - for hand-held circular saws



b1: Width of cut b2: Base blade thickness

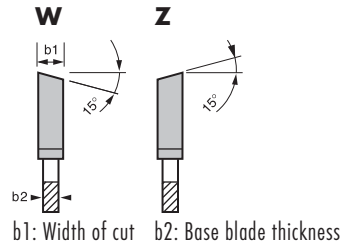
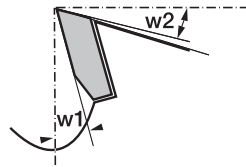
Outer diameter mm	Bore diameter mm / Bore with reducing ring mm	Cutting width b1 mm / Base blade thickness b2 mm	Number of teeth	Tooth shape	Tooth pitch	Hook angle ° w1	Clearance angle ° w2	Packaging type	Pack quantity	Minimum order quantity ¹	Part number	EAN-Code
130	20/16	2,4/1,4	10	FZ	•	15	15	I	1	1	F 00Y 205 493	4 014 468 042 881
150	20/16	2,4/1,4	12	FZ	•	15	15	I	1	1	F 00Y 205 496	4 014 468 042 911
160	20/16	2,6/1,6	12	FZ	•	15	15	I	1	1	F 00Y 205 497	4 014 468 042 928
165	30/20	2,6/1,6	14	FZ	•	15	15	I	1	1	F 00Y 205 499	4 014 468 042 942
170	30	2,6/1,6	14	FZ	•	15	15	I	1	1	F 00Y 205 500	4 014 468 042 959
180	30	2,6/1,6	14	FZ	•	15	15	I	1	1	F 00Y 205 501	4 014 468 042 966
184	30/16	2,6/1,6	14	FZ	•	15	15	I	1	1	F 00Y 205 502	4 014 468 042 973
190	20/16	2,6/1,6	14	FZ	•	15	15	I	1	1	F 00Y 205 503	4 014 468 042 980
190	30	2,6/1,6	14	FZ	•	15	15	I	1	1	F 00Y 205 504	4 014 468 042 997
210	30	2,8/1,8	16	FZ	•	15	15	I	1	1	F 00Y 205 506	4 014 468 043 017
230	30	2,8/1,8	20	FZ	•	15	15	I	1	1	F 00Y 205 507	4 014 468 043 024
235	30/25	2,8/1,8	20	FZ	•	15	15	I	1	1	F 00Y 205 508	4 014 468 043 031

Pack quantity (Pieces per pack)

¹ Minimum order quantity. The minimum order quantity is a fixed quantity of packs. Orders are carried out only in multiples of the minimum order quantity.

FastCut - for bench circular saws

> Low-recoil thanks to deflector



Outer diameter mm	Bore diameter mm / Bore with reducing ring mm	Cutting width b1 mm / Base blade thickness b2 mm	NL / Diameter, bench circular saw	Number of teeth	Tooth shape	Tooth pitch	Hook angle ° w1	Clearance angle ° w2	Packaging type	Pack quantity	Minimum order quantity ¹	Part number	EAN-Code
250	30	3,2/2,2	7/42	24	WZ	••	20	10	L	1	1	F 00Y 124 297	4 014 468 003 028
300	30	3,2/2,2	7/42	28	WZ	••	20	10	L	1	1	F 00Y 124 700	4 014 468 003 080
		10/60											
315	30	3,2/2,2	7/42	28	WZ	••	20	10	L	1	1	F 00Y 124 701	4 014 468 003 158
350	30	3,5/2,5	10/60	32	WZ	••	20	10	L	1	1	F 00Y 124 702	4 014 468 003 196
400	30	3,5/2,5	10/60	36	WZ	••	20	10	L	1	1	F 00Y 124 703	4 014 468 003 240
450	30	3,8/2,8	10/60	40	WZ	••	20	10	L	1	1	F 00Y 124 704	4 014 468 003 288
500	30	3,8/2,8	-	44	WZ	••	20	10	L	1	1	F 00Y 124 705	4 014 468 003 318

•• Pack quantity (Pieces per pack)

•••••¹ Minimum order quantity. The minimum order quantity is a fixed quantity of packs. Orders are carried out only in multiples of the minimum order quantity.



Hawera construction saw blades

CONSTRUCTCUT



The special blade for the construction site



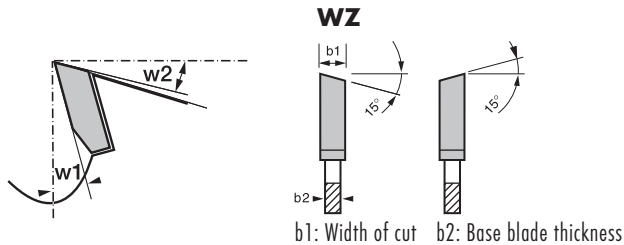
• Very coarse tooth pitch

ConstructCut: Ideal for construction timber, cement-bonded fibre boards, casing boards with concrete residues, aerated concrete and wood with nails
 ConstructCut CR: Ideal for softwood, plywood and firewood

ConstructCut - for hand-held circular saws



- > Special tooth design and wide support in the tooth spine ensure high resistance and stability, even in hard construction site applications
- > Robust blade, insensitive to stubborn metal and cement residues, for fast and coarse cuts thanks to large chip clearance



Outer diameter mm	Bore diameter mm / Bore with reducing ring mm	Cutting width b1 mm / Base blade thickness b2	Number of teeth	Tooth shape	Tooth pitch	Hook angle ° w1	Clearance angle ° w2	Packaging type	Pack quantity	Minimum order quantity ¹	Part number	EAN-Code
160	20/16	2,2/1,6	16	WZ	•	12	10	I	1	1	F 00Y 211 458	4 014 468 045 370
180	30	2,2/1,6	16	WZ	•	12	10	I	1	1	F 00Y 211 459	4 014 468 045 387
184	16	2,2/1,6	16	WZ	•	12	10	I	1	1	F 00Y 211 460	4 014 468 045 394
184	30	2,2/1,6	16	WZ	•	12	10	I	1	1	F 00Y 211 461	4 014 468 045 400
190	20/16	2,2/1,6	16	WZ	•	12	10	I	1	1	F 00Y 211 462	4 014 468 045 417
190	30	2,2/1,6	16	WZ	•	12	10	I	1	1	F 00Y 211 463	4 014 468 045 424
210	30	2,4/1,8	24	WZ	•	12	10	I	1	1	F 00Y 211 465	4 014 468 045 448
230	30	2,4/1,8	24	WZ	•	12	10	I	1	1	F 00Y 211 466	4 014 468 045 455
235	30/25	2,4/1,8	24	WZ	•	12	10	I	1	1	F 00Y 211 467	4 014 468 045 462

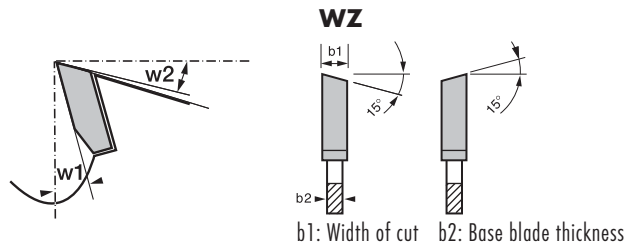
Pack quantity (Pieces per pack)

¹ Minimum order quantity. The minimum order quantity is a fixed quantity of packs. Orders are carried out only in multiples of the minimum order quantity.

ConstructCut - for bench circular saws



- > 15° hook angle ensures optimum tooth performance
- > Fast and coarse cuts thanks to large chip clearance



Outer diameter mm	Bore diameter mm / Bore with reducing ring mm	Cutting width b1 mm / Base blade thickness b2 mm	NI / Diameter, bench circular saw	Number of teeth	Tooth shape	Tooth pitch	Hook angle ° w1	Clearance angle ° w2	Packaging type	Pack quantity	Minimum order quantity ¹	Part number	EAN-Code
250	30	3,2/2,2	7/42	20	FWF	•	10	10	L	1	1	F 00Y 265 126	3 165 140 455 879
300	30	2,8/1,8	7/42	20	WZ	•	15	10	L	1	1	F 00Y 211 450	4 014 468 045 295
			10/60										
315	30	2,8/1,8	7/42	20	WZ	•	15	10	L	1	1	F 00Y 211 451	4 014 468 045 301
350	30	3,2/2,2	10/60	24	WZ	•	15	10	L	1	1	F 00Y 211 452	4 014 468 045 318
400	30	3,2/2,2	10/60	28	WZ	•	15	10	L	1	1	F 00Y 211 453	4 014 468 045 325
450	30	3,8/2,8	10/60	32	WZ	•	15	10	L	1	1	F 00Y 211 454	4 014 468 045 332
500	30	3,8/2,8	-	36	WZ	•	15	10	L	1	1	F 00Y 211 455	4 014 468 045 349
600	30	4,0/3,0	-	40	WZ	•	15	10	L	1	1	F 00Y 211 456	4 014 468 045 356
700	30	4,2/3,0	-	46	WZ	•	15	10	L	1	1	F 00Y 211 457	4 014 468 045 363

••• Pack quantity (Pieces per pack)

•••••¹ Minimum order quantity. The minimum order quantity is a fixed quantity of packs. Orders are carried out only in multiples of the minimum order quantity.

Hawera circular saw blade accessories
Accessories - Circular saw blades

Diameter mm	Bore diameter mm	Thickness mm	Width mm	Packaging type	Pack quantity	Minimum order quantity ¹	Part number	EAN-Code
-------------	------------------	--------------	----------	----------------	---------------	-------------------------------------	-------------	----------

Precision reducing rings - Outer edge knurled, for press fit (EN 847-1); bore fit H8



20	12,7	1,4	-	W	1	1	F 00Y 124 063	4 014 468 012 051
20	13,0	1,4	-	W	1	1	F 00Y 108 038	4 014 468 011 955
20	13,0	1,6	-	W	1	1	F 00Y 108 039	4 014 468 011 962
20	15,0	1,4	-	W	1	1	F 00Y 019 254	4 014 468 010 804
20	15,0	1,6	-	W	1	1	F 00Y 000 100	4 014 468 010 675
20	16,0	1,4	-	W	1	1	F 00Y 124 064	4 014 468 012 068
20	16,0	1,6	-	W	1	1	F 00Y 000 101	4 014 468 010 682
25	22,0	2,0	-	W	1	1	F 00Y 111 159	4 014 468 022 890
30	15,0	2,0	-	W	1	1	F 00Y 000 109	4 014 468 010 699
30	16,0	1,4	-	W	1	1	F 00Y 000 111	4 014 468 010 705
30	16,0	2,0	-	W	1	1	F 00Y 000 113	4 014 468 010 712
30	20,0	1,4	-	W	1	1	F 00Y 000 117	4 014 468 010 729
30	20,0	2,0	-	W	1	1	F 00Y 000 119	4 014 468 010 736
30	22,0	2,0	-	W	1	1	F 00Y 000 120	4 014 468 022 883
30	25,0	1,4	-	W	1	1	F 00Y 000 125	4 014 468 010 750
30	25,0	2,0	-	W	1	1	F 00Y 000 128	4 014 468 010 767
30	28,0	2,0	-	W	1	1	F 00Y 000 132	4 014 468 010 774
32	20,0	2,2	-	W	1	1	F 00Y 000 135	4 014 468 022 876
32	22,0	2,2	-	W	1	1	F 00Y 111 157	4 014 468 022 869
32	25,4	2,2	-	W	1	1	F 00Y 000 138	4 014 468 022 852
32	30,0	2,2	-	W	1	1	F 00Y 000 137	4 014 468 010 781
35	30,0	2,2	-	W	1	1	F 00Y 111 155	4 014 468 022 906
40	30,0	2,2	-	W	1	1	F 00Y 000 153	4 014 468 010 798

50-piece reducing ring set

-	-	-	-	T	50	1	F 00Y 134 024	4 014 468 012 594
---	---	---	---	---	----	---	---------------	-------------------

Reversible blade for Hawera and other planers - Suitable for ELU MFF 80, 81, 40, PF 161, Black & Decker DN 76 with original ELU clamping system

-	-	-	80,5	F	1	1	F 00Y 135 682	4 014 468 010 637
-	-	-	82,0	F	1	1	F 00Y 135 683	4 014 468 010 644



A series of horizontal lines for writing notes, spanning the width of the page.














Jigsaws and sabre saws

Hawera jigsaw and sabre saw blades:

The overview

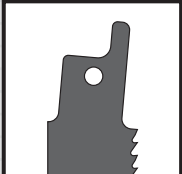




Hawera jigsaw blades:

A complete range with the main shank types: single lug shank and universal shank.

T-single lug shank		 for metal	188
		 for wood	192
		 for wood with metal	197
		 for special applications	198
U-universal shank		 for metal	200
		 for wood	201
		 for wood with metal	203

Hawera sabre saw blades:

Hawera sabre saw blades can be fitted to all conventional sabre saws with 1/2" universal shank.

S-universal shank		 for metal	204
		 for wood	208
		 for wood with metal	210
		 for special applications	213

Saw blade alloys optimised for use:

HCS

Carbon steel for use in **softer materials**, such as wood, fibre wood boards, soft plastics.

BIM

Bi-metal, a highly flexible combination of HSS and HCS for **the highest demands**. The bendable BIM saw blades are used for **jobs where there is a risk of shank breakage**. Their lifetime is approximately twice as long as that of HSS blades and about ten times longer than that of HCS blades. Their price/performance ratio is accordingly attractive.

HSS

Fully hardened high speed steel for use in **harder materials** such as **metal**, aluminium and non-ferrous metal.

HM, TC

Tungsten carbide saw blades are particularly powerful. For use in **stainless steel**, metal and **for abrasive materials** such as glass fibre reinforced plastic, ceramic wall tiles and porous concrete.

Hawera jigsaw blades with T-single lug shank:

Leading the way

The Hawera range of jigsaw blades is now available to you in an **easier** and **clearer structure**: The **colour** of the shank tells you which range of applications the blade is suitable for; the **product name** indicates the special quality.



METAL

METAL SANDWICH

ALU

INOX

Blue:

For metallic materials

188

HSS BASIC

good and cost effective

BIM FLEXIBLE

breakproof, long lifetime

HSS FAST

fast through thick and thin

BIM FLEXIBLE

breakproof, long lifetime

HSS FAST

fast in aluminium, soft and non-ferrous metal

TCLONGLIFE

long lifetime



WOOD

HARD WOOD

LAMINATE

Green:

for hard and soft woods

192

HCS BASIC

good and cost effective

HCS FAST

for fast cuts

HCS CLEAN

fine and clean cuts

HCS PRECISE

exact cuts at accurate angles

BIM FAST

for quick cuts, even in hardwood

BIM CLEAN

for fine cuts, even in hardwood

BIM CLEAN

for precise, clean cuts in laminate



ALLROUND

Pink:

for wood with metal

197

BIM FLEXIBLE

breakproof, long lifetime

BIM FAST

universal and fast through thick and thin



SPECIAL

Anthracite:

for special applications

198

TCCERAMICS

long lifetime

TCSYNTHETICS

long lifetime and clean cuts


TCFIBER+PLASTER

long lifetime

Better results with the right saw blade

The **right selection** of saw blade is a decisive factor for the **cutting result**.

Pictograms provide information about the cut quality.



The **cut quality** is directly related to the **geometry** of the saw blade. Four examples:



Milled and side-set teeth

- > rough cut
- > fast work progress

in:
Hardwood/softwood, aluminium, plastics, non-ferrous metals
e.g.:
BIMFAST (Allround)
HCSBASIC (Wood)



Milled and wavy-set teeth

- > fine cut
- > straight cut


in:
Plywood, soft steel, aluminium, non-ferrous metals
e.g.:
HCSBASIC (Wood)
HSSBASIC (Metal)



Ground and side-set teeth

- > quick cut

in:
Hardwood/softwood
e.g.:
HCSFAST (Wood)



Ground teeth and taper ground

- > fine, clean cut

in:
Wood, plastic
e.g.:
HCSCLEAN (Wood)

Hawera jigsaw blades "ExtraClean" for the construction site:

Quality work

NEW:

Tear-free on both sides



Everyday construction site work

A shelf, a door leaf, a floor panel has to be adjusted. A jigsaw is available to do this. Regardless of how the machine is guided, one of the cut edges is always torn: on the top or bottom.

New quality standard

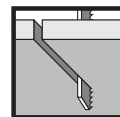
Tear-free, clean cut edges, on the top and bottom. And this with one jigsaw. On the construction site.

Distinctive advantages

- > No need for reworking:
Sanding torn edges clean is no longer necessary.
- > More efficiency on the construction site:
Quality work without having to make a detour to the workshop.



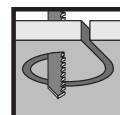
Straight cut



BIM EXTRA-CLEAN T308BF > in hardwood

HCSEXTRA-CLEAN T308B > in wood

Curve cut




BIM EXTRA-CLEAN T308BOF > in hardwood

HCSEXTRA-CLEAN T308BO > in wood

Hawera sabre saw blades with 1/2" universal shank:

Expedient

The Hawera sabre saw blades are now also structured to make their major advantages easier to recognise. The **better identification** helps the user to select the right product and also makes it easier to re-order it.



METAL

Blue:
for metallic materials

204

BIM FLEXIBLE

breakproof, long lifetime

BIM PRECISE

exact cutting and long lifetime


BIM FAST

fast through thick and thin

INOX

TCLONGLIFE

long lifetime



WOOD

Green:
for hard and soft woods

208

HCS FAST

for fast cuts

HCS CLEAN

fine and clean cuts



ALLROUND

Pink:
for wood with metal

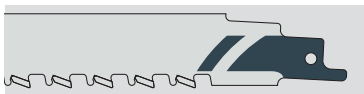
210

BIM FLEXIBLE

breakproof, long lifetime

BIM FAST

fast through thick and thin



SPECIAL

Anthracite:
for special applications

213

TCBRICK

fast cutting and long lifetime


TCCAST+CERAMICS

long lifetime

TCFIBER+PLASTER

fast cutting and long lifetime

Practical orientation aids



Benefit pictograms show what advantages a saw blade offers. For example: Flexible blade for **flush cut**, specially for **curve cut**, specially for **powerful cut**.

This information on the Hawera saw blade packaging is particularly helpful and important at the POS / POP, the product presentation system of the specialist retail outlet.



Hawera invests in **new packagings** that simply and concisely convey all important information about the product:



Colour code:

defines the range of applications, e.g. purple = all-round use

Product name:

defines the blade material and an important product quality

Main dimensions

Benefit pictograms:

defines special product qualities

Materials that can be worked on:

range of applications

Reference number:

e.g.: S 3456 XF

Tooth pitch pictogram

Product part number:

e.g.: 654 406




Hawera jigsaw blades for metal applications



HSS-Basic - for metal

Good and cost effective



T 118 G

HSS

Milled, wavy set
Very thin metal plates (0.5-1.5 mm)



0,7	67	1	I	5	1	F 00Y 240 526	4 014 468 010 040
-----	----	---	---	---	---	---------------	-------------------



T 118 A

HSS

Milled, wavy set
Progressive tooth pitch
Thin metal plates (1-3 mm)



1,1-1,5	67	1	I	5	1	F 00Y 240 523	4 014 468 009 983
1,1-1,5	67	1	L	100	1	F 00Y 144 874	4 014 468 030 581



T 118 B

HSS

Milled, wavy set
Progressive tooth pitch
Medium-thick metal plates (2.5-6 mm)



1,9-2,3	67	1	I	5	1	F 00Y 240 525	4 014 468 010 026
1,9-2,3	67	1	E	25	1	F 00Y 144 862	4 014 468 030 468



T 318 A

HSS

Milled, wavy set
Thin metal plates (1-3 mm), pipes + profiles, incl. aluminium (dia. <65 mm)



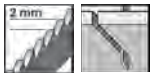
1,2	106	1	I	5	1	F 00Y 240 527	4 014 468 010 019
-----	-----	---	---	---	---	---------------	-------------------

Pack quantity
(Pieces per pack)

¹ Minimum order quantity. The minimum order quantity is a fixed quantity of packs.
Orders are carried out only in multiples of the minimum order quantity.

HSS-Basic - for metal

Tooth pitch mm	Length of teeth mm	Thickness mm	Packaging type	Pack quantity	Minimum order quantity ¹	Part number	EAN-Code
----------------	--------------------	--------------	----------------	---------------	-------------------------------------	-------------	----------



T 318 B

HSS



Milled, wavy set
 Medium-thick metal plates (2.5-6 mm), pipes + profiles incl. aluminium (diameter <65 mm), precise angle cut

2	106	1,25	I	5	1	F 00Y 240 534	4 014 468 010 033
---	-----	------	---	---	---	---------------	-------------------

BIM-Flexible - for metal
Breakproof, long lifetime


Tooth pitch mm	Length of teeth mm	Thickness mm	Packaging type	Pack quantity	Minimum order quantity ¹	Part number	EAN-Code
----------------	--------------------	--------------	----------------	---------------	-------------------------------------	-------------	----------



T 118 AF

BIM



Milled, wavy set
 Progressive tooth pitch
 Thin metal plates, perforated metal plates (1-3 mm)

1,1-1,5	67	1	I	5	1	F 00Y 240 503	4 014 468 009 990
1,1-1,5	67	1	E	25	1	F 00Y 144 864	4 014 468 030 482



T 318 AF

BIM



Milled, wavy set
 Thin metal plates, perforated metal plates (1-3 mm), sandwich materials (<65 mm), pipes + open profiles, incl. aluminium (dia. <65 mm)

1,1	106	1	I	5	1	F 00Y 265 129	3 165 140 457 774
-----	-----	---	---	---	---	---------------	-------------------



T 118 EOF

BIM



Milled, wavy set
 Thin metal plates, perforated metal plates (1.5-4 mm), especially for curve cuts

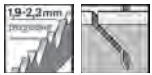
1,5	57	1	I	5	1	F 00Y 265 130	3 165 140 457 781
-----	----	---	---	---	---	---------------	-------------------

Pack quantity
 (Pieces per pack)

¹ Minimum order quantity. The minimum order quantity is a fixed quantity of packs.
 Orders are carried out only in multiples of the minimum order quantity.

BIM-Flexible - for metal


Tooth pitch mm	Length of teeth mm	Thickness mm	Packaging type	Pack quantity	Minimum order quantity ¹	Part number	EAN-Code
----------------	--------------------	--------------	----------------	---------------	-------------------------------------	-------------	----------

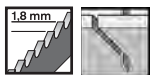

T 118 BF

BIM



Milled, wavy set
 Progressive tooth pitch
 Medium-thick metal plates, perforated metal plates (2.5-6 mm)

1,9-2,3	67	1	I	5	1	F 00Y 144 225	4 014 468 028 380
1,9-2,3	67	1	E	25	1	F 00Y 144 865	4 014 468 030 499


T 318 BF

BIM



Milled, side set
 Medium-thick metal plates, perforated metal plates (2.5-6 mm), sandwich materials (<65 mm), pipes + profiles, incl. aluminium (dia. <65 mm)

1,8	106	1	I	5	1	F 00Y 265 131	3 165 140 457 798
-----	-----	---	---	---	---	---------------	-------------------

HSS-Fast - for metal
Fast through thick and thin


Tooth pitch mm	Length of teeth mm	Thickness mm	Packaging type	Pack quantity	Minimum order quantity ¹	Part number	EAN-Code
----------------	--------------------	--------------	----------------	---------------	-------------------------------------	-------------	----------


T 123 XF

BIM



Milled, side set
 Progressive tooth pitch
 Thin to thick metal plates (1.5-10 mm), pipes + profiles, incl. aluminium (dia. <30 mm)

1,2-2,6	74	1	I	5	1	F 00Y 145 703	4 014 468 033 650
1,2-2,6	74	1	E	25	1	F 00Y 202 437	4 014 468 039 959

BIM-Flexible - for sandwich materials
Breakproof, long lifetime


Tooth pitch mm	Length of teeth mm	Thickness mm	Packaging type	Pack quantity	Minimum order quantity ¹	Part number	EAN-Code
----------------	--------------------	--------------	----------------	---------------	-------------------------------------	-------------	----------


T 718 BF

BIM

 Milled, side set
 Sandwich materials (<120 mm)


2	154	1,25	I	3	1	F 00Y 265 132	3 165 140 457 804
---	-----	------	---	---	---	---------------	-------------------

HSS-Fast - for aluminium
Fast in aluminium, soft and non-ferrous metal


Tooth pitch mm	Length of teeth mm	Thickness mm	Packaging type	Pack quantity	Minimum order quantity ¹	Part number	EAN-Code
----------------	--------------------	--------------	----------------	---------------	-------------------------------------	-------------	----------


T 127 D

HSS

 Milled, side set
 Thin to thick metal plates (3-15 mm), pipes + profiles, (dia. <30 mm)


3	74	1	I	5	1	F 00Y 240 528	4 014 468 010 057
3	74	1	E	25	1	F 00Y 144 863	4 014 468 030 475

TC-Long Life - for INOX
Long lifetime


Tooth pitch mm	Length of teeth mm	Thickness mm	Packaging type	Pack quantity	Minimum order quantity ¹	Part number	EAN-Code
----------------	--------------------	--------------	----------------	---------------	-------------------------------------	-------------	----------


T 118 AHM

TC

 TC tooth strip, ground
 Thin, stainless steel plates (INOX) (1.5-3 mm), glass fibre reinforced plastic


1,1	59	1	I	1	1	F 00Y 240 541	4 014 468 017 674
-----	----	---	---	---	---	---------------	-------------------

 Pack quantity
 (Pieces per pack)

 ¹ Minimum order quantity. The minimum order quantity is a fixed quantity of packs.
 Orders are carried out only in multiples of the minimum order quantity.



Hawera jigsaw blades for wood applications



HCS-Basic - for wood

Good and cost effective

Tooth pitch mm	Length of teeth mm	Thickness mm	Packaging type	Pack quantity	Minimum order quantity ¹	Part number	EAN-Code
----------------	--------------------	--------------	----------------	---------------	-------------------------------------	-------------	----------



T 119 B

HCS

Milled, wavy set
Progressive tooth pitch
Softwood (2-15 mm), plywood, chipboard, wood core plywood fibre boards



1,9-2,3	67	1	1	5	1	F 00Y 144 212	4 014 468 028 670
---------	----	---	---	---	---	---------------	-------------------



T 119 B0

HCS

Milled, wavy set
Softwood (2-15 mm), plywood, chipboard, wood core plywood, fibre boards, especially for curve cuts



2	56	1	1	5	1	F 00Y 240 531	4 014 468 009 952
---	----	---	---	---	---	---------------	-------------------



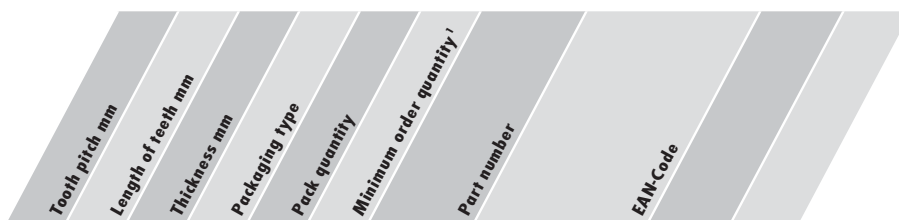
T 111 C

HCS

Milled, side set
Softwood (4-50 mm), chipboard, wood core plywood, fibre boards, quick cut



3	74	1,25	1	5	1	F 00Y 240 517	4 014 468 009 938
3	74	1,25	E	25	1	F 00Y 135 686	4 014 468 010 125

HCS-Fast - for wood
For fast cuts


T 234 X

HCS

Tapered, ground
Progressive tooth pitch
Softwood (3-65 mm), chipboard, wood core plywood, fibre boards



2-3	91	1,5	I	5	1	F 00Y 202 436	4 014 468 039 942
2-3	91	1,5	E	25	1	F 00Y 202 440	4 014 468 039 997



T 144 D

HCS

Ground, side set
Progressive tooth pitch
Softwood (5-50 mm), chipboard, wood core plywood, fibre boards



4-5,2	74	1,25	I	5	1	F 00Y 240 520	4 014 468 009 969
4-5,2	74	1,25	E	25	1	F 00Y 135 687	4 014 468 010 132
4-5,2	74	1,25	L	100	1	F 00Y 144 871	4 014 468 030 550



T 244 D

HCS

Ground, side set
Progressive tooth pitch
Softwood (5-50 mm), chipboard, wood core plywood, fibre boards, especially for curve cuts



4-5,2	74	1,25	I	5	1	F 00Y 240 521	4 014 468 009 976
4-5,2	74	1,25	E	25	1	F 00Y 135 689	4 014 468 010 156
4-5,2	74	1,25	L	100	1	F 00Y 144 872	4 014 468 030 567



T 344 D

HCS

Ground, side set
Thick construction timber, softwood (5-100 mm), chipboard, wood core plywood, fibre boards



4	126	1,25	I	3	1	F 00Y 144 214	4 014 468 028 274
---	-----	------	---	---	---	---------------	-------------------

HCS-Clean - for wood

Fine and clean cuts

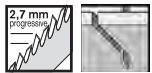
**T 101 A0**

HCS



Tapered, ground
Softwood, plywood, laminated boards (1.5-15 mm), especially for curve cuts

1,4	56	1,25	I	5	1	F 00Y 240 502	4 014 468 009 945
-----	----	------	---	---	---	---------------	-------------------

**T 101 B**

HCS



Tapered, ground
Progressive tooth pitch
Softwood, chipboard, wood core plywood, fibre boards (3-30 mm), plastics (dia. <30 mm)

2,7	74	1,5	I	5	1	F 00Y 240 515	4 014 468 009 884
2,7	74	1,5	E	25	1	F 00Y 135 684	4 014 468 010 101
2,7	74	1,5	L	100	1	F 00Y 144 870	4 014 468 030 543

**T 101 BR**

HCS



Tapered, ground
Softwood, chipboard, wood core plywood, fibre boards (3-30 mm), laminated boards, clean surface

2,5	74	1,5	I	5	1	F 00Y 240 545	4 014 468 009 921
-----	----	-----	---	---	---	---------------	-------------------

**T 101 D**

HCS



Tapered, ground
Progressive tooth pitch
Softwood, chipboard, wood core plywood, fibre boards (10-45 mm)

4,5,2	74	1,5	I	5	1	F 00Y 240 516	4 014 468 009 891
4,5,2	74	1,5	E	25	1	F 00Y 135 685	4 014 468 010 118

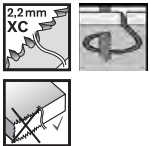
**T 301 CD**

HCS



Tapered, ground
Softwood, chipboard, wood core plywood, fibre boards (10-65 mm)

3	91	1,5	I	5	1	F 00Y 240 514	4 014 468 009 914
---	----	-----	---	---	---	---------------	-------------------

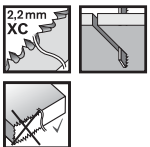
HCS-ExtraClean – for wood
Tear-free, particularly clean cuts

T 308 B0

HCS

Taper ground
 2.2 XC tooth pitch
 Softwood and non-abrasive wooden materials (5-50 mm), especially for curve cuts



2,2 XC	91	1.5	1	5	1	F 00Y 265 578	3 165 140 571 159
--------	----	-----	---	---	---	---------------	-------------------


T 308 B

HCS

Taper ground
 2.2 XC tooth pitch
 Softwood and non-abrasive wooden materials (5-50 mm)



2,2 XC	91	1.5	1	5	1	F 00Y 265 152	3 165 140 470 230
--------	----	-----	---	---	---	---------------	-------------------

HCS-Precise - for wood
Exact cuts at accurate angles

T 144 DP

HCS

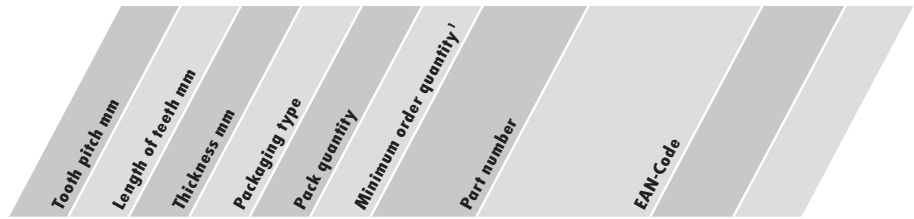
Ground, side set
 Softwood, chipboard, wood core plywood, fibre boards (5-50 mm), doors, kitchen work tops (<50 mm)



4	74	1,7	1	5	1	F 00Y 265 133	3 165 140 457 811
---	----	-----	---	---	---	---------------	-------------------

BIM-Fast - for hardwood

For quick cuts, even in hardwood



T 144 DF
BIM



Ground, side set
Progressive tooth pitch
Hardwood and softwood (5-50 mm), all types of boards, including laminates

4-5,2	74	1,25	I	5	1	F 00Y 144 220	4 014 468 028 335
4-5,2	74	1,25	E	25	1	F 00Y 144 859	4 014 468 030 437

BIM-Clean - for hardwood

For fine cuts, even in hardwood




T 101 AOF
BIM



Ground, pointed teeth
Hardwood, laminates, laminated boards/HPL, plywood, especially for curve cuts, no tears

1,4	57	1,25	I	5	1	F 00Y 144 215	4 014 468 028 281
-----	----	------	---	---	---	---------------	-------------------



T 101 BF
BIM

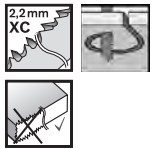
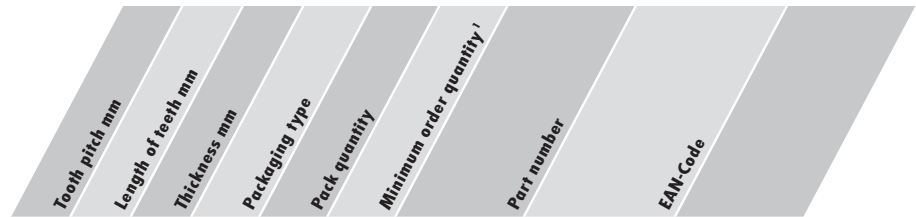


Tapered, ground
Progressive tooth pitch
Hardwood, laminates, laminated boards/HPL (3-30 mm), plastics/glass fibre reinforced plastic (dia. <30 mm)

2,7	74	1,25	I	5	1	F 00Y 240 512	4 014 468 017 667
-----	----	------	---	---	---	---------------	-------------------

• Pack quantity
(Pieces per pack)

•••••¹ Minimum order quantity. The minimum order quantity is a fixed quantity of packs. Orders are carried out only in multiples of the minimum order quantity.

BIM-ExtraClean – for hardwood
For tear-free, particularly clean cuts


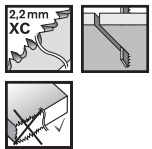
T 308 BOF

BIM

Taper ground
2.2 XC tooth pitch
Hardwood and abrasive wooden materials (5-50 mm), especially for curve cuts



2,2 XC	91	1.5	1	5	1	F 00Y 265 579	3 165 140 571 166
--------	----	-----	---	---	---	---------------	-------------------



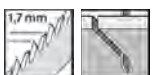
T 308 BF

BIM

Taper ground
2.2 XC tooth pitch
Hardwood and abrasive wooden materials (5-50 mm)



2,2 XC	91	1.5	1	5	1	F 00Y 265 154	3 165 140 470 254
--------	----	-----	---	---	---	---------------	-------------------

BIM-Clean - for laminate
For precise, clean cuts in laminate


T 101 BIF

BIM

Ground, pointed teeth
Laminates (1.5 - 15 mm), laminated boards/HPL (1.5 - 15 mm), multiplex boards (1.5 - 15 mm)



1,7	59	1,25	1	5	1	F 00Y 265 134	3 165 140 457 828
-----	----	------	---	---	---	---------------	-------------------



Hawera jigsaw blades for all-round applications



BIM-Flexible - for wood with metal

Breakproof, long lifetime



Tooth pitch mm	Length of teeth mm	Thickness mm	Packaging type	Pack quantity	Minimum order quantity ¹	Part number	EAN-Code
----------------	--------------------	--------------	----------------	---------------	-------------------------------------	-------------	----------



T 118 VF

BIM

Milled, side set
 Vario tooth pitch
 Aluminium, non-ferrous metals (<10 mm), medium-thick metal plates, perforated metal plates (2-8 mm)



1,8-2,6	74	1	1	5	1	F 00Y 240 544	4 014 468 017 681
---------	----	---	---	---	---	---------------	-------------------



T 318 VF

BIM

Milled, side set
 Vario tooth pitch
 Aluminium, non-ferrous metals (<10 mm), medium-thick metal plates, perforated metal plates (2-8 mm)



1,8-2,6	106	1,25	1	3	1	F 00Y 240 546	4 014 468 017 698
---------	-----	------	---	---	---	---------------	-------------------

BIM-Fast - for wood with metal

Universal and fast through thick and thin



Tooth pitch mm	Length of teeth mm	Thickness mm	Packaging type	Pack quantity	Minimum order quantity ¹	Part number	EAN-Code
----------------	--------------------	--------------	----------------	---------------	-------------------------------------	-------------	----------



T 345 XF

BIM

Milled, side set
 Progressive tooth pitch
 Construction timber with nails (<65 mm), wooden materials, plastics/glass fibre reinforced plastic, metal plates, pipes/profiles, incl. aluminium (dia. 3-10 mm)



2,4-5	106	1,25	1	5	1	F 00Y 145 704	4 014 468 033 667
2,4-5	106	1,25	E	25	1	F 00Y 202 439	4 014 468 039 973

Pack quantity
 (Pieces per pack)

¹ Minimum order quantity. The minimum order quantity is a fixed quantity of packs.
 Orders are carried out only in multiples of the minimum order quantity.



Hawera jigsaw blades for special applications



TC-Ceramics - for ceramic materials

Long lifetime


Tooth pitch mm	Length of teeth mm	Thickness mm	Grif	Packaging type	Pack quantity	Minimum order quantity ¹	Part number	EAN-Code
----------------	--------------------	--------------	------	----------------	---------------	-------------------------------------	-------------	----------



T 130 RF

TC



TC-coated
 Tiles up to score hardness of 6, ceramics

-	59	0,8	Korn 30	1	1	1	F 00Y 240 532	4 014 468 010 064
---	----	-----	---------	---	---	---	---------------	-------------------

TC-Synthetics - for abrasive plastics

Long lifetime and clean cuts


Tooth pitch mm	Length of teeth mm	Thickness mm	Packaging type	Pack quantity	Minimum order quantity ¹	Part number	EAN-Code
----------------	--------------------	--------------	----------------	---------------	-------------------------------------	-------------	----------



T 301 CHM

TC



TC tooth strip, ground
 Glass fibre reinforced plastic, Corian (dia. <65 mm)

3,3	91	1,25	1	1	1	F 00Y 144 230	4 014 468 028 434
-----	----	------	---	---	---	---------------	-------------------

TC-Fiber+Plaster - for fibre and cement materials

Long lifetime



Tooth pitch mm	Length of teeth mm	Thickness mm	Packaging type	Pack quantity	Minimum order quantity ¹	Part number	EAN-Code
----------------	--------------------	--------------	----------------	---------------	-------------------------------------	-------------	----------



T 341 HM
TC



TC-tipped, ground, side set
Glass fibre reinforced plastic (5-50 mm), plasterboard, fibre cement boards (<80 mm)


4,3	106	1,25	1	1	1	F 00Y 240 513	4 014 468 010 071
-----	-----	------	---	---	---	---------------	-------------------

Pack quantity
(Pieces per pack)

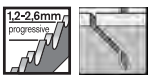
¹ Minimum order quantity. The minimum order quantity is a fixed quantity of packs.
Orders are carried out only in multiples of the minimum order quantity.



Hawera jigsaw blades for metal applications


HSS-Fast - for metal
Fast through thick and thin


Tooth pitch mm	Length of teeth mm	Thickness mm	Packaging type	Pack quantity	Minimum order quantity ¹	Part number	EAN-Code
----------------	--------------------	--------------	----------------	---------------	-------------------------------------	-------------	----------



U 123 XF

BIM



Milled, side set

Progressive tooth pitch

Thin to thick metal plates (1.5-10 mm), pipes + profiles, incl. aluminium (dia. <30 mm)

1,2,2,6	74	1	1	5	1	F 00Y 202 445	4 014 468 040 047
---------	----	---	---	---	---	---------------	-------------------



Hawera jigsaw blades for wood applications

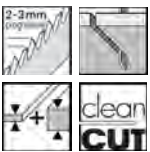


HCS-Fast - for wood

For fast cuts



Tooth pitch mm	Length of teeth mm	Thickness mm	Packaging type	Pack quantity	Minimum order quantity ¹	Part number	EAN-Code
----------------	--------------------	--------------	----------------	---------------	-------------------------------------	-------------	----------



U 234 X

HCS

Tapered, ground
Progressive tooth pitch
Softwood (2-65 mm), chipboard, wood core plywood, fibre boards



2-3	90	1,5	1	5	1	F 00Y 202 443	4 014 468 040 023
-----	----	-----	---	---	---	---------------	-------------------



U 144 D

HCS

Ground, side set
Progressive tooth pitch
Softwood (5-50 mm), chipboard, wood core plywood, fibre boards



4-5,2	82	1,25	1	5	1	F 00Y 265 141	3 165 140 461 078
-------	----	------	---	---	---	---------------	-------------------



U 44 D

HCS

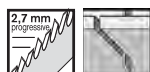
Ground, side set
Softwood (5-45 mm), chipboard, wood core plywood, fibre boards



4	63	1,25	1	5	1	F 00Y 240 540	4 014 468 010 248
---	----	------	---	---	---	---------------	-------------------

Pack quantity (Pieces per pack)

¹ Minimum order quantity. The minimum order quantity is a fixed quantity of packs. Orders are carried out only in multiples of the minimum order quantity.

HCS-Clean - for wood
Fine and clean cuts

U 101 B

HCS

Tapered, ground
 Progressive tooth pitch
 Softwood, chipboard, wood core plywood, fibre boards (3-30 mm), plastics (3-30 mm)



2,7	82	1,25	1	5	1	F 00Y 240 552	4 014 468 010 217
-----	----	------	---	---	---	---------------	-------------------


U 101 D

HCS

Tapered, ground
 Progressive tooth pitch
 Softwood (10-45 mm), chipboard, wood core plywood, fibre boards



4-5,2	82	1,25	1	5	1	F 00Y 240 553	4 014 468 010 224
-------	----	------	---	---	---	---------------	-------------------



Hawera jigsaw blades for all-round applications



BIM-Fast - for wood with metal

Universal and fast through thick and thin



U 345 XF

BIM



Milled, side set
 Progressive tooth pitch
 Construction timber with nails (<65 mm), wooden materials, plastics/glass fibre reinforced plastic, metal plates, pipes/profiles, incl. aluminium (<65 mm)

2,45 107 1,25 1 5 1 F 00Y 202 444 4 014 468 040 030

Pack quantity (Pieces per pack)

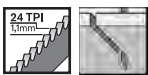
¹ Minimum order quantity. The minimum order quantity is a fixed quantity of packs. Orders are carried out only in multiples of the minimum order quantity.



Hawera sabre saw blades for metal applications


BIM-Flexible - for metal
Breakproof, long lifetime


Tooth pitch mm / TPI	Length of teeth mm	Overall length mm	Thickness mm	Packaging type	Pack quantity	Minimum order quantity ¹	Part number	EAN-Code
----------------------	--------------------	-------------------	--------------	----------------	---------------	-------------------------------------	-------------	----------



S 922 AF

BIM



Milled, wavy set

Thin metal plates, perforated metal plates (0.7-3 mm), fine pipes/profiles (<100 mm), effortless fine cut

1,1/24	131	150	0,9	I	5	1	F 00Y 144 239	4 014 468 028 502
--------	-----	-----	-----	---	---	---	---------------	-------------------



S 922 EF


BIM



Milled, side set


Thin metal plates, perforated metal plates (1.5-4 mm), pipes/profiles (<100 mm)

1,4/18	131	150	0,9	I	5	1	F 00Y 144 242	4 014 468 028 533
1,4/18	131	150	0,9	E	25	1	F 00Y 202 828	4 014 468 040 214



S 1122 EF

BIM



Milled, side set

Thin metal plates, perforated metal plates (1.5-4 mm), pipes/profiles (<175 mm), flexible flush cut

1,4/18	207	225	0,9	I	5	1	F 00Y 144 243	4 014 468 028 540
1,4/18	207	225	0,9	E	25	1	F 00Y 202 829	4 014 468 040 221



S 922 BF

BIM



Milled, side set


Thick metal plates, perforated metal plates (3-8 mm), solid pipes/profiles (<100 mm), quick cut

1,8/14	131	150	0,9	I	5	1	F 00Y 144 245	4 014 468 028 564
1,8/14	131	150	0,9	E	25	1	F 00Y 202 830	4 014 468 040 238



BIM-Flexible - for metal

Tooth pitch mm/TPI	Length of teeth mm	Overall length mm	Thickness mm	Packaging type	Pack quantity	Minimum order quantity ¹	Part number	EAN-Code
--------------------	--------------------	-------------------	--------------	----------------	---------------	-------------------------------------	-------------	----------



S 1122 BF

BIM



Milled, side set

Thick metal plates, perforated metal plates (3-8 mm), solid pipes/profiles (<175 mm), flexible flush cut, quick cut

1,8/14	207	225	0,9	I	5	1	F 00Y 144 246	4 014 468 028 571
1,8/14	207	225	0,9	E	25	1	F 00Y 202 831	4 014 468 040 245


BIM-Precise - for metal
Exact cutting and long lifetime

Tooth pitch mm/TPI	Length of teeth mm	Overall length mm	Thickness mm	Packaging type	Pack quantity	Minimum order quantity ¹	Part number	EAN-Code
--------------------	--------------------	-------------------	--------------	----------------	---------------	-------------------------------------	-------------	----------



S 1025 BF

BIM



Milled, side set


Medium to thick metal plates (2-8 mm), solid pipes/profiles (<150 mm)

1,8/14	182	200	1,25	I	5	1	F 00Y 211 585	4 014 468 045 479
--------	-----	-----	------	---	---	---	---------------	-------------------



S 1025 HF

BIM



Milled, side set

Thick metal plates, perforated metal plates (3-12 mm), solid pipes/profiles (<150 mm), quick cut

2,5/10	182	200	1,25	E	5	1	F 00Y 211 587	4 014 468 045 486
--------	-----	-----	------	---	---	---	---------------	-------------------



S 926 BEF

BIM



Milled, side set

Ideal for fast cuts at accurate angles in thin-walled steel pipes and profiles, thick metal plates, perforated metal plates (3-8 mm)

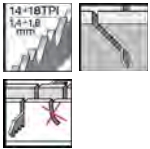
1,4+1,8/ 14+18	131	150	1,1	I	5	1	F 00Y 265 135	3 165 140 457 903
-------------------	-----	-----	-----	---	---	---	---------------	-------------------

 Pack quantity
(Pieces per pack)

 ¹ Minimum order quantity. The minimum order quantity is a fixed quantity of packs.
Orders are carried out only in multiples of the minimum order quantity.

BIM-Precise - for metal


Tooth pitch mm/ TPI	Length of teeth mm	Overall length mm	Thickness mm	Packaging type	Pack quantity	Minimum order quantity ¹	Part number	EAN-Code
---------------------	--------------------	-------------------	--------------	----------------	---------------	-------------------------------------	-------------	----------



S 1126 BEF

BIM



Milled, side set

Ideal for quick cuts at accurate angles in thin-walled steel pipes and profiles

14+18/ 14+18	207	225	1,1	1	5	1	F 00Y 265 136	3 165 140 457 910
-----------------	-----	-----	-----	---	---	---	---------------	-------------------



S 926 CHF

BIM



Milled, side set


Quick cuts at accurate angles in thick-walled steel pipes and profiles

25+32/ 8+10	131	150	1,1	1	5	1	F 00Y 265 137	3 165 140 457 927
----------------	-----	-----	-----	---	---	---	---------------	-------------------



S 1126 CHF

BIM



Milled, side set

Quick cuts at accurate angles in thick-walled steel pipes and profiles

25+32/ 8+10	207	225	1,1	1	5	1	F 00Y 265 138	3 165 140 457 934
----------------	-----	-----	-----	---	---	---	---------------	-------------------



S 920 CF

BIM



Milled, side set


Boards (4-12 mm), solid pipes/profiles (<100 mm), ideal for pipe cutting device, for rescue/demolition work, powerful, coarse cut

25+32/ 8+10	131	150	1,6	1	5	1	F 00Y 145 724	4 014 468 033 759
----------------	-----	-----	-----	---	---	---	---------------	-------------------



S 1120 CF

BIM



Milled, side set

Boards (4-12 mm), solid pipes/profiles (<175 mm), ideal for pipe cutting device, for rescue/demolition work, powerful, coarse cut

25+32/ 8+10	207	225	1,6	1	5	1	F 00Y 211 589	4 014 468 045 509
----------------	-----	-----	-----	---	---	---	---------------	-------------------

 Pack quantity
(Pieces per pack)

 ¹ Minimum order quantity. The minimum order quantity is a fixed quantity of packs.
Orders are carried out only in multiples of the minimum order quantity.

BIM-Fast - for metal**Fast through thick and thin**

Tooth pitch mm / TPI	Length of teeth mm	Overall length mm	Thickness mm	Packaging type	Pack quantity	Minimum order quantity ¹	Part number	EAN-Code
----------------------	--------------------	-------------------	--------------	----------------	---------------	-------------------------------------	-------------	----------



S 123 XF

BIM



Milled, side set
 Progressive tooth pitch
 Thin to thick metal plates, perforated metal plates (1-8 mm), thin to thick profiles (<100 mm)

1,434/8-14	131	150	0,9	1	5	1	F 00Y 202 463	4 014 468 040 153
------------	-----	-----	-----	---	---	---	---------------	-------------------

TC-Long Life - for INOX**Long lifetime**

Tooth pitch mm / TPI	Length of teeth mm	Overall length mm	Thickness mm	Packaging type	Pack quantity	Minimum order quantity ¹	Part number	EAN-Code
----------------------	--------------------	-------------------	--------------	----------------	---------------	-------------------------------------	-------------	----------



S 518 EHM

TC



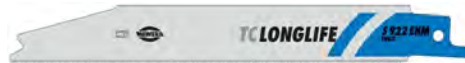
TC tooth strip, ground
 INOX plates (2-4 mm), INOX profiles (<50 mm), glass fibre reinforced plastic (<50 mm), metal: stroke rate reduction, cooling!
 Work without pendulum action

1,4/18	91	115	1	1	2	1	F 00Y 144 250	4 014 468 028 618
--------	----	-----	---	---	---	---	---------------	-------------------



S 922 EHM


TC



TC tooth strip, ground
 INOX plates (2-4 mm), INOX profiles (<100 mm), glass fibre reinforced plastic (<100 mm), metal: stroke rate reduction, cooling!
 Work without pendulum action

1,4/18	127	150	1	1	2	1	F 00Y 265 139	3 165 140 457 941
--------	-----	-----	---	---	---	---	---------------	-------------------


Hawera sabre saw blades for wood applications

HCS-Fast - for wood
For fast cuts


Tooth pitch mm / TPI	Length of teeth mm	Overall length mm	Thickness mm	Packaging type	Pack quantity	Minimum order quantity ¹	Part number	EAN-Code
----------------------	--------------------	-------------------	--------------	----------------	---------------	-------------------------------------	-------------	----------


S 2345 X

HCS



Ground, side set

Progressive tooth pitch

Construction timber (<150 mm), boards: chipboard, MDF (<60 mm), plywood, plastic (<150 mm), wooden wall (<150 mm)

2,54,3/6-10	182	200	1,25	1	5	1	F 00Y 202 462	4 014 468 040 146
-------------	-----	-----	------	---	---	---	---------------	-------------------


S 1531 L

HCS



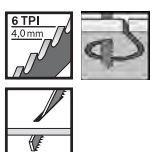
Ground, side set

Coarse wood, free of nails (<190 mm), pruning green wood (<190 mm), firewood (<190 mm)

5/5	219	240	1,5	1	5	1	F 00Y 121 611	4 014 468 010 552
-----	-----	-----	-----	---	---	---	---------------	-------------------

HCS-Clean - for wood
Fine and clean cuts


Tooth pitch mm / TPI	Length of teeth mm	Overall length mm	Thickness mm	Packaging type	Pack quantity	Minimum order quantity ¹	Part number	EAN-Code
----------------------	--------------------	-------------------	--------------	----------------	---------------	-------------------------------------	-------------	----------


S 644 D

HCS



Ground, side set

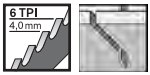
Construction timber (<100 mm), wooden wall (<100 mm), boards: chipboard, MDF (<60 mm), plywood, plastic (<100 mm), especially for plunge cut

4/6	131	150	1,25	1	5	1	F 00Y 121 600	4 014 468 010 378
-----	-----	-----	------	---	---	---	---------------	-------------------

HCS-Clean - for wood



Tooth pitch mm / TPI	Length of teeth mm	Overall length mm	Thickness mm	Packaging type	Pack quantity	Minimum order quantity ¹	Part number	EAN-Code
----------------------	--------------------	-------------------	--------------	----------------	---------------	-------------------------------------	-------------	----------

**S 1344 D**

HCS



Ground, side set

Softwood, chipboard, firewood (<250 mm)

4/6	283	300	1,25	1	3	1	F 00Y 121 601	4 014 468 010 392
-----	-----	-----	------	---	---	---	---------------	-------------------



Hawera sabre saw blades for all-round applications


BIM-Flexible - for wood with metal
Breakproof, long lifetime


Tooth pitch mm / TPI	Length of teeth mm	Overall length mm	Thickness mm	Packaging type	Pack quantity	Minimum order quantity ¹	Part number	EAN-Code
----------------------	--------------------	-------------------	--------------	----------------	---------------	-------------------------------------	-------------	----------



S 611 VF

BIM

 Milled, side set
 Vario tooth pitch

Curve cuts in wood with metal, plastic/glass fibre reinforced plastic, aluminium (< 100 mm), for window renovation



3,25/5-8	131	150	1,25	I	5	1	F 00Y 144 234	4 014 468 028 458
3,25/5-8	131	150	1,25	E	25	1	F 00Y 202 825	4 014 468 040 184



S 922 VF


BIM

 Milled, side set
 Vario tooth pitch

Wood with nails/metal (<100 mm), metal plates (3-10 mm), pipes, aluminium profiles (<100 mm), plastic profiles (<100 mm), plastic/glass fibre reinforced plastic



1,826/10-14	131	150	0,9	I	5	1	F 00Y 121 612	4 014 468 017 704
1,826/10-14	131	150	0,9	E	25	1	F 00Y 202 826	4 014 468 040 191



S 1122 HF

BIM

Milled, side set

for pallet repair, wood with nails/metal (<175 mm), metal plates, pipes, aluminium profiles (<175 mm), flexible flush cut



2,5/10	207	225	0,9	I	5	1	F 00Y 144 249	4 014 468 028 601
2,5/10	207	225	0,9	E	25	1	F 00Y 202 833	4 014 468 040 269

BIM-Flexible - for wood with metal
**long
life**

Tooth pitch mm/ TPI	Length of teeth mm	Overall length mm	Thickness mm	Packaging type	Pack quantity	Minimum order quantity ¹	Part number	EAN-Code
---------------------	--------------------	-------------------	--------------	----------------	---------------	-------------------------------------	-------------	----------


S 1122 VF

BIM



Milled, side set


Vario tooth pitch

Wood with nails/metal (<175 mm), metal plates (3-10 mm), aluminium profiles (<175 mm), plastic/glass fibre reinforced plastic profiles (<175 mm), flexible flush cut

1,826/ 10-14	207	225	0,9	I	5	1	F 00Y 121 613	4 014 468 017 711
-----------------	-----	-----	-----	---	---	---	---------------	-------------------


S 1222 VF

BIM



Milled, side set

Vario tooth pitch

Wood with nails/metal (<250 mm), metal plates (3-10 mm), aluminium profiles (<250 mm), plastic/glass fibre reinforced plastic profiles (<250 mm), flexible flush cut

1,826/ 10-14	280	300	0,9	E	3	1	F 00Y 144 236	4 014 468 028 472
-----------------	-----	-----	-----	---	---	---	---------------	-------------------


S 610 DF

BIM



Milled, side set

Wood with nails/metal, chipboard (<100 mm), plastics/glass fibre reinforced plastic, solid (<100 mm), wall cutouts: wood+metal (<100 mm), for rescue/demolition work

4,3/6	131	150	1,6	I	5	1	F 00Y 211 590	4 014 468 045 516
-------	-----	-----	-----	---	---	---	---------------	-------------------


S 1110 DF

BIM



Milled, side set

Wood with nails/metal, chipboard (<175 mm), plastics/glass fibre reinforced plastic, solid (<175 mm), wall cutouts: wood+metal (<175 mm), for rescue/demolition work

4,3/6	207	225	1,6	I	5	1	F 00Y 211 591	4 014 468 045 523
-------	-----	-----	-----	---	---	---	---------------	-------------------

BIM-Flexible - for wood with metal


Tooth pitch mm / TPI	Length of teeth mm	Overall length mm	Thickness mm	Packaging type	Pack quantity	Minimum order quantity ¹	Part number	EAN-Code
----------------------	--------------------	-------------------	--------------	----------------	---------------	-------------------------------------	-------------	----------



S 1210 DF

BIM


Milled, side set

Extreme cuts in wood with metal (nails), wall cutout, plastic/glass fibre reinforced plastic

4,3/6	284	300	1,6	1	3	1	F 00Y 211 592	4 014 468 045 530
-------	-----	-----	-----	---	---	---	---------------	-------------------


BIM-Fast - for wood with metal
Fast through thick and thin


Tooth pitch mm / TPI	Length of teeth mm	Overall length mm	Thickness mm	Packaging type	Pack quantity	Minimum order quantity ¹	Part number	EAN-Code
----------------------	--------------------	-------------------	--------------	----------------	---------------	-------------------------------------	-------------	----------



S 3456 XF

BIM

Milled, side set

Progressive tooth pitch

Wood with nails/metal, chipboard (<150 mm), metal plates (3-18 mm), aluminium profiles (<150 mm), plastics/glass fibre reinforced plastic, profiles (<150 mm)

2,143/ 6-12	182	200	1,25	1	5	1	F 00Y 202 464	4 014 468 040 160
----------------	-----	-----	------	---	---	---	---------------	-------------------





Hawera sabre saw blades for special applications



TC-Brick - for proton and bricks

Fast cutting and long lifetime



Tooth pitch mm / TPI	Length of teeth mm	Overall length mm	Thickness mm	Packaging type	Pack quantity	Minimum order quantity ¹	Part number	EAN-Code
----------------------	--------------------	-------------------	--------------	----------------	---------------	-------------------------------------	-------------	----------



S 1543 HM
TC



TC-tipped, ground
For small bricks up to a material thickness of 150 mm

12,7/2	195	240	1,5	1	1	1	F 00Y 265 108	3 165 140 441 865
--------	-----	-----	-----	---	---	---	---------------	-------------------



S 1243 HM
TC



TC-tipped, ground
For medium-sized bricks up to a material thickness of 215 mm

12,7/2	250	305	1,5	1	1	1	F 00Y 265 109	3 165 140 441 872
--------	-----	-----	-----	---	---	---	---------------	-------------------



S 2243 HM
TC

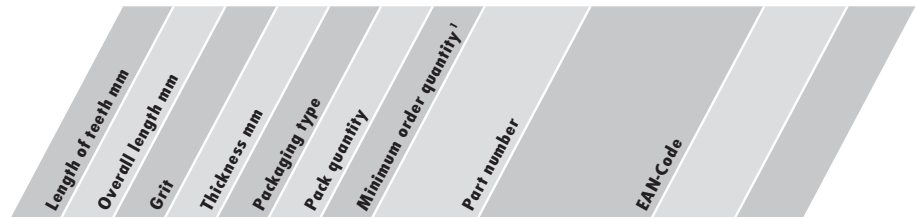


TC-tipped, ground
For large bricks up to a material thickness of 365 mm

12,7/2	410	455	1,5	1	1	1	F 00Y 265 110	3 165 140 441 889
--------	-----	-----	-----	---	---	---	---------------	-------------------

Pack quantity (Pieces per pack)


¹ Minimum order quantity. The minimum order quantity is a fixed quantity of packs. Orders are carried out only in multiples of the minimum order quantity.

TC-Cast+Ceramics - for steel/cast iron pipes and ceramic materials
Breakproof, long lifetime

S 1130 RF

TC-Grit


 TC-coated
 Cast steel pipes (max. dia. 6"), glass fibre reinforced plastic (<175 mm)

207	225	Korn 30	1,5	1	2	1	F 00Y 145 726	4 014 468 033 773
-----	-----	---------	-----	---	---	---	---------------	-------------------

TC-Fiber+Plaster - for fibre and cement materials
Fast cutting and long lifetime

S 641 HM

TC


 TC-tipped, ground
 Porous concrete, fibre cement, glass fibre reinforced plastic (<100 mm), for abrasive materials

4,3/6	131	150	1,25	1	2	1	F 00Y 144 251	4 014 468 028 625
-------	-----	-----	------	---	---	---	---------------	-------------------


S 1241 HM

TC


 TC-tipped, ground
 Porous concrete, fibre cement (<250 mm), glass fibre reinforced plastic (<250 mm), for abrasive materials

8,5/3	284	300	1,5	1	2	1	F 00Y 144 253	4 014 468 028 649
-------	-----	-----	-----	---	---	---	---------------	-------------------


S 2041 HM

TC


 TC-tipped, ground
 Porous concrete, fibre cement (<350 mm), glass fibre reinforced plastic (<150 mm), for abrasive materials

12,7/2	375	400	1,5	1	2	1	F 00Y 144 254	4 014 468 028 656
--------	-----	-----	-----	---	---	---	---------------	-------------------



A series of horizontal lines for writing notes, spanning the width of the page.





Sets

Hawera PowerBox sets:

Practical strength

Rapid access to the essentials

The right tool is on hand when you need it. Clearly arranged, safely packed. The compact PowerBox sets from Hawera contain tools for important applications on the construction site, above all in **interior fitting work**:



**long
life**

Extremely tough.

The innovative shock-absorbing outer frame of the boxes withstands the biggest impact.



Handy pocket-size design.

From the toolbag to the shirt pocket. Within reach and ready for use at all times.



Easy to use.

Practical flip mechanism: Quick and easy removal and storage of the accessories. Remove the safety sticker on the back the first time you use it.

Concrete and masonry drill bit sets

Concrete drill bits ActivePower



Set contents diameter mm	Packaging type	Pack quantity	Minimum order quantity ¹	Part number	EAN code
--------------------------	----------------	---------------	-------------------------------------	-------------	----------

5-piece concrete drill bit set "ActivePower" in PowerBox

4.0	P	5	1	F 00Y 266 184	3 165 140 691 208
5.0					
6.0					
6.0					
8.0					



7-piece concrete drill bit set "ActivePower" in PowerBox

4.0	N	7	1	F 00Y 266 185	3 165 140 691 215
5.0					
5.0					
6.0					
6.0					
8.0					
10.0					

Concrete drill bits PerfectPower



Set contents diameter mm	Packaging type	Pack quantity	Minimum order quantity ¹	Part number	EAN code
--------------------------	----------------	---------------	-------------------------------------	-------------	----------

5-piece concrete drill bit set "PerfectPower" in plastic case

4.0	P	5	1	F 00Y 202 349	4 014 468 039 744
5.0					
6.0					
8.0					
10.0					



7-piece concrete drill bit set "PerfectPower" in metal case

4.0	N	7	1	F 00Y 202 351	4 014 468 039 768
5.0					
6.0					
7.0					
8.0					
10.0					
12.0					

 Pack quantity
(Pieces per pack)

 ¹ Minimum order quantity. The minimum order quantity is a fixed quantity of packs.
Orders are carried out only in multiples of the minimum order quantity.

Concrete drill bits BasicPower

Set contents diameter mm	Diameter mm, stone	Diameter mm, metal	Diameter mm, wood	Packaging type	Pack quantity	Minimum order quantity ¹	Part number	EAN code
--------------------------	--------------------	--------------------	-------------------	----------------	---------------	-------------------------------------	-------------	----------



5-piece masonry drill bit set "BasicPower" in plastic case

4.0	-	-	-	P	5	1	F 00Y 124 298	4 014 468 012 075
5.0								
6.0								
8.0								
10.0								

Multi-purpose drill bits MultiConstruction

Set contents diameter mm	Packaging type	Pack quantity	Minimum order quantity ¹	Part number	EAN code
--------------------------	----------------	---------------	-------------------------------------	-------------	----------



4-piece multi-purpose drill bit set "MultiConstruction" in plastic case

4.0	P	4	1	F 00Y 202 366	4 014 468 039 911
5.0					
6.0					
8.0					
5.5	P	4	1	F 00Y 224 772	4 014 468 064 425
6.0					
7.0					
8.0					



7-piece multi-purpose drill bit set "MultiConstruction" in metal case

4.0	N	7	1	F 00Y 202 367	4 014 468 039 935
5.0					
6.0					
6.0					
8.0					
10.0					
12.0					

Hammer drill bits PowerLSPplus



Set contents diameter mm	Working length(s) mm	Overall length(s) mm	Packaging type	Pack quantity	Minimum order quantity ¹	Part number	EAN code
--------------------------	----------------------	----------------------	----------------	---------------	-------------------------------------	-------------	----------

5-piece hammer drill bit set "PowerLSPplus" in PowerBox

5.0	50	110	P	5	1	F 00Y 265 101	3 165 140 440 967
6.0	50	115					
6.0	100	165					
8.0	100	165					
10.0	100	165					

Hammer drill bits PowerLSplus



Set contents diameter mm	Working length(s) mm	Overall length(s) mm	Packaging type	Pack quantity	Minimum order quantity ¹	Part number	EAN code
--------------------------	----------------------	----------------------	----------------	---------------	-------------------------------------	-------------	----------

5-piece hammer drill bit set "PowerLSplus" in PowerBox

5.0	50	115	P	5	1	F 00Y 226 203	3 165 140 709 569
6.0	50	115					
6.0	100	165					
8.0	100	165					
10.0	100	165					
5.5	100	165	P	5	1	F 00Y 226 204	3 165 140 709 576
6.0	100	165					
7.0	100	165					
8.0	100	165					
10.0	100	165					
6.0	100	165	P	5	1	F 00Y 226 205	3 165 140 709 583
6.0	100	165					
8.0	100	165					
8.0	100	165					
10.0	100	165					



7-piece hammer drill bit set "PowerLSplus" in metal box

5.0	50	110	N	7	1	F 00Y 124 389	4 014 468 003 950
6.0	50	110					
6.0	100	160					
8.0	100	160					
8.0	100	160					
10.0	100	160					
12.0	100	160					

Metal drill bit sets
Metal twist drill bits HSS-TiN, DIN 338


Set contents diameter mm	Packaging type	Pack quantity	Minimum order quantity ¹	Part number	EAN code
--------------------------	----------------	---------------	-------------------------------------	-------------	----------

19-piece ProBox metal drill bit set "HSS-TiN" in plastic case

1; 1.5; 2; 2.5	P	19	1	F 00Y 265 820	3 165 140 647 533
3; 3.5; 4; 4.5					
5; 5.5; 6; 6.5					
7; 7.5; 8; 8.5					
9; 9.5; 10					



25-piece ProBox metal drill bit set "HSS-TiN" in plastic case

1; 1.5; 2; 2.5	P	25	1	F 00Y 265 824	3 165 140 647 571
3; 3.5; 4; 4.5					
5; 5.5; 6; 6.5					
7; 7.5; 8; 8.5					
9; 9.5; 10;					
10.5; 11; 11.5;					
12; 12.5; 13					

Metal twist drill bits HSS-Co, DIN 338


Set contents diameter mm	Packaging type	Pack quantity	Minimum order quantity ¹	Part number	EAN code
--------------------------	----------------	---------------	-------------------------------------	-------------	----------

19-piece metal twist drill bit set "HSS-Co" in metal case

1; 1.5; 2; 2.5	N	19	1	F 00Y 138 796	4 014 468 021 619
3; 3.5; 4; 4.5					
5; 5.5; 6; 6.5					
7; 7.5; 8; 8.5					
9; 9.5; 10					



19-piece ProBox metal drill bit set "HSS-Co" in plastic case

1; 1.5; 2; 2.5	P	19	1	F 00Y 265 819	3 165 140 647 526
3; 3.5; 4; 4.5					
5; 5.5; 6; 6.5					
7; 7.5; 8; 8.5					
9; 9.5; 10					



25-piece ProBox metal drill bit set "HSS-Co" in plastic case

1; 1.5; 2; 2.5	P	25	1	F 00Y 265 823	3 165 140 647 564
3; 3.5; 4; 4.5					
5; 5.5; 6; 6.5					
7; 7.5; 8; 8.5					
9; 9.5; 10					
10.5; 11; 11.5;					
12; 12.5; 13					



Metal twist drill bits HSS-G, DIN 338

Set contents diameter mm
 Diameter mm, stone
 Diameter mm, metal
 Diameter mm, wood
 Packaging type
 Pack quantity
 Minimum order quantity¹
 Part number
 EAN code



19-piece metal twist drill bit set "HSS-G" in metal case

1; 1.5; 2; 2.5	-	-	-	N	19	1	F 00Y 146 028	4 014 468 035 296
3; 3.5; 4; 4.5								
5; 5.5; 6; 6.5								
7; 7.5; 8; 8.5								
9; 9.5; 10								



25-piece metal twist drill bit set "HSS-G" in metal case

1; 1.5; 2; 2.5	-	-	-	N	25	1	F 00Y 146 029	4 014 468 035 302
3; 3.5; 4; 4.5								
5; 5.5; 6; 6.5								
7; 7.5; 8; 8.5								
9; 9.5; 10; 10.5								
11; 11.5; 12;								
12.5; 13								



18-piece ToughBox metal twist drill bit set "HSS-G" in plastic case

1; 1.5; 2; 2.5	-	-	-	P	18	1	F 00Y 265 159	3 165 140 482 653
3; 3.5; 4; 4.5								
5; 5.5; 6; 6.5								
7; 7.5; 8; 8.5								
9; 9.5; 10								



19-piece ProBox metal twist drill bit set "HSS-G" in plastic case

1; 1.5; 2; 2.5	-	-	-	P	25	1	F 00Y 265 818	3 165 140 647 519
3; 3.5; 4; 4.5								
5; 5.5; 6; 6.5								
7; 7.5; 8; 8.5								
9; 9.5; 10								



25-piece ProBox metal twist drill bit set "HSS-G" in plastic case

1; 1.5; 2; 2.5	-	-	-	P	25	1	F 00Y 265 822	3 165 140 647 557
3; 3.5; 4; 4.5								
5; 5.5; 6; 6.5								
7; 7.5; 8; 8.5								
9; 9.5; 10; 10.5								
11; 11.5; 12;								
12.5; 13								

Metal twist drill bits HSS-R, similar to DIN 338

Set contents diameter mm	Packaging type	Pack quantity	Minimum order quantity ¹	Part number	EAN code
--------------------------	----------------	---------------	-------------------------------------	-------------	----------



6-piece metal twist drill bit set "HSS-R" in plastic case

2	P	6	1	F 00Y 120 800	4 014 468 007 354
3					
4					
5					
6					
8					



13-piece metal twist drill bit set "HSS-R" in plastic case

2; 2.5; 3; 3.5	P	13	1	F 00Y 241 066	4 014 468 007 361
4; 4.5; 5; 5.5					
6; 6.5; 7					
7.5; 8					



19-piece metal twist drill bit set "HSS-R" in metal case

1; 1.5; 2; 2.5	N	19	1	F 00Y 241 064	4 014 468 007 378
3; 3.5; 4; 4.5					
5; 5.5; 6; 6.5					
7; 7.5; 8; 8.5					
9; 9.5; 10					



25-piece metal twist drill bit set "HSS-R" in metal case

1; 1.5; 2; 2.5	N	25	1	F 00Y 241 063	4 014 468 007 385
3; 3.5; 4; 4.5					
5; 5.5; 6; 6.5					
7; 7.5; 8; 8.5					
9; 9.5; 10; 10.5					
11; 11.5					
12; 12.5; 13					



Metal twist drill bits HSS-R, similar to DIN 338

Set contents diameter mm	Packaging type	Pack quantity	Minimum order quantity ¹	Part number	EAN code
--------------------------	----------------	---------------	-------------------------------------	-------------	----------



19-piece ProBox metal twist drill bit set "HSS-R" in plastic case

1; 1.5; 2; 2.5	P	19	1	F 00Y 265 817	3 165 140 647 502
3; 3.5; 4; 4.5					
5; 5.5; 6; 6.5					
7; 7.5; 8; 8.5					
9; 9.5; 10					



25-piece ProBox metal twist drill bit set "HSS-R" in plastic case

1; 1.5; 2; 2.5	P	25	1	F 00Y 265 821	3 165 140 647 540
3; 3.5; 4; 4.5					
5; 5.5; 6; 6.5					
7; 7.5; 8; 8.5					
9; 9.5; 10; 10.5					
11; 11.5					
12; 12.5; 13					

Step drill bits HSS

Step diameter (range) mm	Number of steps	Step height	Overall length mm	Shank diameter	Packaging type	Pack quantity	Minimum order quantity ¹	Part number	EAN code
--------------------------	-----------------	-------------	-------------------	----------------	----------------	---------------	-------------------------------------	-------------	----------



3-piece step drill bit set "HSS" in plastic case

4 - 12	9	4.0	-	-	Set	1	-	F 00Y 139 362	4 014 468 017 919
4 - 20									
6 - 30									

Auger bits Lewis



Set contents diameter mm	Overall length(s) mm	Packaging type	Pack quantity	Minimum order quantity ¹	Part number	EAN code
--------------------------	----------------------	----------------	---------------	-------------------------------------	-------------	----------

6-piece auger bit set "Lewis" in wooden case

10, 12, 14, 16, 18, 20	235	K	6	1	F 00Y 124 357	4 014 468 009 006
---------------------------	-----	---	---	---	---------------	-------------------

6-piece auger bit set "Lewis" in wooden case

10, 12, 14, 16, 18, 20	450	K	6	1	F 00Y 124 358	4 014 468 009 013
---------------------------	-----	---	---	---	---------------	-------------------

Spade bits SelfCut Speed

Set contents diameter mm	Overall length(s) mm	Packaging type	Pack quantity	Minimum order quantity ¹	Part number	EAN code
--------------------------	----------------------	----------------	---------------	-------------------------------------	-------------	----------

6-piece spade bit set "SelfCut Speed" in wrap bag

14, 16, 18, 20, 22, 24	152	Q	6	1	F 00Y 265 102	3 165 140 441 070
---------------------------	-----	---	---	---	---------------	-------------------

Hinge cutting bits



Set contents diameter mm	Packaging type	Pack quantity	Minimum order quantity ¹	Part number	EAN code
--------------------------	----------------	---------------	-------------------------------------	-------------	----------

5-piece carbide plastic drill bit set in wooden case

15 20 25 30 35	K	5	1	F 00Y 123 938	4 014 468 008 634
----------------------------	---	---	---	---------------	-------------------

Forstner drill bits, similar to DIN 7483 G


Set contents diameter mm	Packaging type	Pack quantity	Minimum order quantity ¹	Part number	EAN code
--------------------------	----------------	---------------	-------------------------------------	-------------	----------

5-piece "Forstner drill bit" set in wooden case

15	K	5	1	F 00Y 123 956	4 014 468 008 429
20					
25					
30					
35					





Holesaw sets

Holesaws HSS bi-metal Progressor

Set contents diameter mm	Packaging type	Pack quantity	Minimum order quantity ¹	Part number	EAN code
--------------------------	----------------	---------------	-------------------------------------	-------------	----------



8-piece holesaw set "HSS bi-metal Progressor", including Power-Change adapter, HSS-Co pilot drill bit

22	T	8	1	F 00Y 227 682	4 014 468 066 863
29					
35					
44					
51					
64					



11-piece holesaw set "HSS bi-metal Progressor", including 8 holesaws, 1 Power-Change adapter, 2 HSS-Co pilot drill bits

25	T	11	1	F 00Y 265 348	3 165 140 538 572
32					
40					
54					
60					
68					
76					
86					



13-piece holesaw set "HSS bi-metal Progressor", including Power-Change adapter, HSS-Co pilot drill bit

19	T	13	1	F 00Y 227 683	4 014 468 066 870
22					
25					
29					
35					
38					
44					
51					
57					
64					
76					

Pack quantity (Pieces per pack)

¹ Minimum order quantity. The minimum order quantity is a fixed quantity of packs. Orders are carried out only in multiples of the minimum order quantity.

Holesaws HSS bi-metal

Set contents diameter mm	Packaging type	Pack quantity	Minimum order quantity ¹	Part number	EAN code
--------------------------	----------------	---------------	-------------------------------------	-------------	----------



8-piece plumber set, including 2 shanks, centrifugal spring

19	T	8	1	F 00Y 130 072	4 014 468 009 686
25					
32					
38					
51					



9-piece electrician set, including 2 shanks, centrifugal spring

19	T	9	1	F 00Y 130 070	4 014 468 009 679
22					
35					
68					
70					
76					



9-piece standard set, including 2 shanks, centrifugal spring

19	T	9	1	F 00Y 118 352	4 014 468 009 662
25					
38					
48					
68					
83					



Chisel sets

SDS-plus shank

Overall length mm

Chisel cutting edge mm

Packaging type

Pack quantity

Minimum order quantity¹

Part number

EAN code



3-piece chisel set SDS-plus

1 pointed chisel, 1 flat chisel, 1 spade chisel

140	-	A1	3	1	F 00Y 265 767	3 165 140 621 205
-----	---	----	---	---	---------------	-------------------

4-piece chisel set SDS-plus

1 pointed chisel, 2 flat chisels, 1 spade chisel

250	-	E	4	1	F 00Y 227 977	4 014 468 067 211
-----	---	---	---	---	---------------	-------------------

SDS-max shank

Overall length mm

Chisel cutting edge mm

Packaging type

Pack quantity

Minimum order quantity¹

Part number

EAN code



4-piece chisel set SDS-max

1 pointed chisel, 2 flat chisels, 1 spade chisel

-	-	E	4	1	F 00Y 228 054	4 014 468 067 228
---	---	---	---	---	---------------	-------------------

Diamond drill bit sets
Diamond wet drill bits XH Ceramics

Set contents diameter mm	Working length(s) mm	Overall length(s) mm	Packaging type	Pack quantity	Minimum order quantity ¹	Part number	EAN code
--------------------------	----------------------	----------------------	----------------	---------------	-------------------------------------	-------------	----------

4-piece diamond wet drill bit set "XH Ceramics" in the PowerBox



6.0	35	65	P	4	1	F 00Y 265 228	3 165 140 495 905
8.0							
10.0							
14.0							

4-piece diamond wet drill bit set "XH Ceramics" in the PowerBox

5.0	35	65	P	4	1	F 00Y 265 229	3 165 140 495 912
6.0							
7.0							
8.0							

Set – Diamond dry drill bits EasyCeramics


Diameter mm	Working length	Packaging type	Pack quantity	Minimum order quantity ¹	Part number	EAN code
-------------	----------------	----------------	---------------	-------------------------------------	-------------	----------

3-piece diamond dry drill bit set "EasyCeramics" in the PowerBox

6, 8, 10	33	P	3	1	F 00Y 265 676	3 165 140 585 972
----------	----	---	---	---	---------------	-------------------



Set – Diamond dry drill bits SpeedCeramics



Diameter mm	Working length	Packaging type	Pack quantity	Minimum order quantity ¹	Part number	EAN code
-------------	----------------	----------------	---------------	-------------------------------------	-------------	----------

3-piece diamond dry drill bit set “SpeedCeramics”;
Including 19-mm spanner

14, 25, 35	30, 35	T	3	1	F 00Y 265 667	3 165 140 585 880
------------	--------	---	---	---	---------------	-------------------



4-piece diamond dry drill bit set “SpeedCeramics”;
Including 19-mm spanner

25, 35, 45, 51	35	T	1	1	F 00Y 265 668	3 165 140 585 897
----------------	----	---	---	---	---------------	-------------------

Pack quantity
(Pieces per pack)

¹ Minimum order quantity. The minimum order quantity is a fixed quantity of packs.
Orders are carried out only in multiples of the minimum order quantity.

Screwdriver bit sets

Extra Hard screwdriver bits

Set contents	Set size	Length mm	Packaging type	Pack quantity	Minimum order quantity ¹	Part number	EAN code
--------------	----------	-----------	----------------	---------------	-------------------------------------	-------------	----------

8+1-piece screwdriver bit set "Extra-Hard: Phillips, Pozidriv" in PowerBox



<ul style="list-style-type: none"> ➤ PH1 (1x) PH2 (2x) PH3 (1x) 	9	25	P	9	1	F 00Y 265 200	3 165 140 490 238
<ul style="list-style-type: none"> ⚙ PZ1 (1x) PZ2 (2x) PZ3 (1x) 							
Bit holder (1x)							

8+1-piece screwdriver bit set "Extra Hard: Torx" in PowerBox



<ul style="list-style-type: none"> ⚙ T10 (1x) T15 (1x) T20 (2x) T25 (1x) T27 (1x) T30 (1x) T40 (1x) 	9	25	P	9	1	F 00Y 265 201	3 165 140 490 245
Bit holder (1x)							





A series of horizontal lines for writing notes, spanning the width of the page.





UNIVERSAL
CONCRETE+STONE
CERAMIC



Modules



Hawera concrete and masonry drill bit modules

Hammer drill bits PowerLSplus

Basic equipment:

121 drill bits

Module size:

H: 62 cm

W: 33 cm

D: 40 cm

Part number:

F 00Y 145 737

EAN code

4 014 468 069 598

Module content	Diameter mm	Overall length mm	Quantity	Module content	Diameter mm	Overall length mm	Quantity
101 471	5.0	110	10	104 625	14.0	210	3
101 472	5.0	160	5	104 294	16.0	210	2
101 474	6.0	110	15	104 629	16.0	460	2
101 475	6.0	160	15	104 279	18.0	200	2
136 246	6.0	210	3	104 282	20.0	200	2
101 481	8.0	160	15	104 634	20.0	450	2
101 482	8.0	210	5				
104 620	8.0	260	3				
101 485	10.0	160	10				
104 621	10.0	210	5				
101 486	10.0	260	3				
101 490	12.0	160	5				
104 624	12.0	210	3				
101 491	12.0	260	3				
104 633	12.0	460	3				
101 494	14.0	160	5				

Hammer drill bits PowerLSplus

Basic equipment:

310 drill bits in 10-piece and 5-piece packs

Module size:

H: 62 cm

W: 33 cm

D: 40 cm

Part number:

F 00Y 207 582

EAN code

4 014 468 043 321

136 979	5.0	110	3
138 473	5.0	160	3
136 981	6.0	110	3
136 982	6.0	160	4
136 984	8.0	160	4
136 985	8.0	210	2
136 986	10.0	160	3
136 987	10.0	210	2
136 988	12.0	160	2
136 989	12.0	210	2
136 990	14.0	160	2
136 991	14.0	210	2
136 992	16.0	210	2

Hammer drill bits PowerLSplus

Basic equipment:

279 drill bits

Module size:

H: 61 cm
W: 66 cm
D: 40 cm

Part number:

F 00Y 145 738

EAN code

4 014 468 069 604

Module content	Diameter mm	Overall length mm	Quantity	Module content	Diameter mm	Overall length mm	Quantity
101 471	5.0	110	10	104 626	14.0	310	3
101 472	5.0	160	10	104 300	14.0	460	3
101 474	6.0	110	20	104 294	16.0	210	5
101 475	6.0	160	20	205 436	16.0	310	3
136 246	6.0	210	10	104 629	16.0	460	2
138 337	6.0	260	10	104 279	18.0	200	3
101 479	7.0	160	5	104 305	18.0	300	2
101 480	8.0	110	10	104 630	18.0	450	2
101 481	8.0	160	20	104 282	20.0	200	2
101 482	8.0	210	10	104 632	20.0	300	2
104 620	8.0	260	10	104 634	20.0	450	2
101 485	10.0	160	20	104 284	22.0	250	2
104 621	10.0	210	10	104 285	22.0	450	1
101 486	10.0	260	10	104 288	24.0	250	1
104 623	10.0	460	3	104 289	24.0	450	1
101 490	12.0	160	20	104 290	25.0	250	1
104 624	12.0	210	10	104 291	25.0	450	1
101 491	12.0	260	10	265 411	28.0	450	1
104 633	12.0	460	3	265 412	30.0	450	1
101 494	14.0	160	10				
104 625	14.0	210	5				
101 495	14.0	260	5				

Hammer drill bits PowerLSPplus

Basic equipment:

75 drill bits

Module size:

H: 62 cm
W: 33 cm
D: 40 cm

Part number:

F 00Y 265 252

EAN code

3 165 140 521 796

Module content	Diameter mm	Overall length mm	Quantity
265 051	5.0	110	5
265 056	6.0	115	5
265 056	6.0	115	5
265 066	8.0	115	5
265 072	10.0	115	5
265 052	5.0	160	5
265 057	6.0	165	5
265 067	8.0	165	5
265 067	8.0	165	5
265 073	10.0	165	5
265 078	12.0	165	5
265 058	6.0	215	5
265 068	8.0	215	5
265 074	10.0	215	5
265 079	12.0	215	5



Hammer drill bits PowerLSPmax

Module content	Diameter mm	Overall length mm	Quantity	Module content	Diameter mm	Overall length mm	Quantity
----------------	-------------	-------------------	----------	----------------	-------------	-------------------	----------

Basic equipment:

24 drill bits

Module size:

H: 62 cm**W: 33 cm****D: 40 cm**

Part number:

F 00Y 265 643

EAN code

3 165 140 531 351

265 422	12.0	340	1
265 428	14.0	340	1
265 429	14.0	540	1
265 435	16.0	340	1
265 436	16.0	540	2
265 442	18.0	340	1
265 443	18.0	540	2
265 449	20.0	320	1
265 450	20.0	520	2
265 454	22.0	320	1
265 455	22.0	520	2
265 460	24.0	520	1
265 462	25.0	520	2
265 469	28.0	520	1
265 474	30.0	520	1
265 476	32.0	520	2

265 480	35.0	520	1
265 486	40.0	520	1

Concrete drill bits – ActivePower

Module content	Diameter mm	Overall length mm	Quantity
----------------	-------------	-------------------	----------

Basic equipment:

137 drill bits

Module size:

H: 62 cm**W: 33 cm****D: 40 cm**

Part number:

F 00Y 202 914

EAN code

4 014 468 066 306

202 080	3.0	70	10
202 082	4.0	75	15
202 084	5.0	85	15
202 085	5.0	150	5
202 088	6.0	100	20
202 089	6.0	150	5
202 092	7.0	100	5
202 093	8.0	120	20
202 094	8.0	250	5
202 099	10.0	120	10
202 100	10.0	250	5
202 102	12.0	150	5
202 103	12.0	250	5
202 105	14.0	150	3
202 108	16.0	160	3
202 109	18.0	160	3
202 110	20.0	160	3



Concrete drill bits – PerfectPower

Basic equipment:

157 drill bits

Module size:

H: 62 cm
W: 33 cm
D: 40 cm

Part number:

F 00Y 202 915

EAN code

4 014 468 069 772

Module content	Diameter mm	Overall length mm	Quantity	Module content	Diameter mm	Overall length mm	Quantity
201 979	3.0	70	10	202 020	16.0	160	3
201 981	4.0	75	15	202 021	16.0	400	3
201 985	5.0	85	15	202 023	18.0	160	3
201 991	6.0	100	20	202 024	18.0	400	2
201 993	6.0	150	10	202 026	20.0	160	3
201 999	8.0	120	20	202 027	20.0	400	2
202 000	8.0	200	5				
202 001	8.0	400	5				
202 003	10.0	120	10				
202 004	10.0	200	5				
202 006	10.0	400	5				
202 009	12.0	150	5				
202 010	12.0	200	3				
202 012	12.0	400	5				
202 015	14.0	150	5				
202 017	14.0	400	3				

Concrete drill bits – BasicPower

Basic equipment:

146 drill bits

Module size:

H: 62 cm
W: 33 cm
D: 40 cm

Part number:

F 00Y 202 918

EAN code

4 014 468 069 789

Module content	Diameter mm	Overall length mm	Quantity	Module content	Diameter mm	Overall length mm	Quantity
104 387	3.0	60	10	104 368	16.0	150	3
104 360	4.0	75	10	140 469	16.0	400	2
104 361	5.0	85	10	104 374	18.0	160	3
104 362	6.0	100	20	140 471	18.0	400	2
138 369	6.0	150	10	104 386	20.0	160	5
104 364	8.0	120	20	140 473	20.0	400	2
141 256	8.0	200	5				
140 461	8.0	400	5				
104 365	10.0	120	10				
141 257	10.0	200	5				
140 463	10.0	400	5				
104 366	12.0	150	5				
141 296	12.0	200	3				
140 465	12.0	400	3				
104 367	14.0	150	5				
140 467	14.0	400	3				



Multi-purpose drill bits – MultiConstruction

Basic equipment:

90 single drill bits; 5 drill bit sets**100 drill bits***

Module size:

H: 62 cm**W: 33 cm****D: 40 cm**

Part number:

F 00Y 226 065**F 00Y 265 677***

EAN code

4 014 468 069 871**3 165 140 586 467***

Module content	Product type	Diameter mm	Overall length mm	Quantity	Module content	Product type	Diameter mm	Overall length mm	Quantity
202 053	-	3.0	70	5	202 053*	-	3.0	70	5
202 054	-	4.0	75	10	202 054*	-	4.0	75	10
202 055	-	5.0	85	10	202 055*	-	5.0	85	10
202 057	-	6.0	100	20	202 056*	-	5.5	85	10
202 058	-	6.0	150	5	202 057*	-	6.0	100	20
202 063	-	8.0	120	10	202 061*	-	7.0	100	10
202 064	-	8.0	250	5	202 062*	-	7.0	150	10
202 066	-	10.0	120	10	202 063*	-	8.0	120	10
202 067	-	10.0	250	5	202 066*	-	10.0	120	5
202 069	-	12.0	150	5	202 067*	-	10.0	250	5
202 070	-	12.0	250	3	202 070*	-	12.0	250	3
202 071	-	14.0	250	2	202 071*	-	14.0	250	2
202 366	4-piece set	-	-	5					

Concrete drill bits – ActivePower / Multi-purpose drill bits – MultiConstruction

Basic equipment:

184 drill bits

Module size:

H: 62 cm**W: 33 cm****D: 40 cm**

Part number:

F 00Y 226 068

EAN code

4 014 468 069 888

Module content	Product type	Diameter mm	Overall length mm	Quantity	Module content	Product type	Diameter mm	Overall length mm	Quantity
202 080	ActivePower	3.0	70	10	202 057	MultiConstruction	6.0	100	10
202 082	ActivePower	4.0	75	15	202 063	MultiConstruction	8.0	120	10
202 084	ActivePower	5.0	85	15	202 066	MultiConstruction	10.0	120	8
202 088	ActivePower	6.0	100	20	202 069	MultiConstruction	12.0	150	5
202 089	ActivePower	6.0	150	10					
202 093	ActivePower	8.0	120	20					
202 094	ActivePower	8.0	250	5					
202 099	ActivePower	10.0	120	10					
202 100	ActivePower	10.0	250	5					
202 102	ActivePower	12.0	150	5					
202 103	ActivePower	12.0	250	3					
202 105	ActivePower	14.0	150	5					
202 108	ActivePower	16.0	160	3					
202 053	MultiConstruction	3.0	70	5					
202 054	MultiConstruction	4.0	75	10					
202 055	MultiConstruction	5.0	85	10					

Concrete drill bits – PerfectPower / Multi-purpose drill bits – MultiConstruction

Basic equipment:

179 drill bits

Module size:

H: 62 cm
W: 33 cm
D: 40 cm

Part number:

F 00Y 226 069

EAN code

4 014 468 065 408

Module content	Product type	Diameter mm	Overall length mm	Quantity	Module content	Product type	Diameter mm	Overall length mm	Quantity
201 979	PerfectPower	3.0	70	10	202 057	MultiConstruction	6.0	100	10
201 981	PerfectPower	4.0	75	15	202 063	MultiConstruction	8.0	120	10
201 985	PerfectPower	5.0	85	15	202 066	MultiConstruction	10.0	120	5
201 991	PerfectPower	6.0	100	20	202 069	MultiConstruction	12.0	150	3
201 993	PerfectPower	6.0	150	10					
201 999	PerfectPower	8.0	120	20					
202 000	PerfectPower	8.0	200	5					
202 003	PerfectPower	10.0	120	10					
202 004	PerfectPower	10.0	200	5					
202 009	PerfectPower	12.0	150	5					
202 010	PerfectPower	12.0	200	3					
202 015	PerfectPower	14.0	150	5					
202 020	PerfectPower	16.0	160	3					
202 053	MultiConstruction	3.0	70	5					
202 054	MultiConstruction	4.0	75	10					
202 055	MultiConstruction	5.0	85	10					

Impact core cutters CoreCutterplus

Basic equipment:

8 core cutters and accessories

Module size:

H: 62 cm
W: 33 cm
D: 40 cm

Part number:

F 00Y 145 743

EAN code

4 014 468 069 659

Module content	Product type	Diameter mm	Quantity
124 563	CoreCutterplus	25.0	1
124 564	CoreCutterplus	30.0	1
124 565	CoreCutterplus	35.0	1
124 566	CoreCutterplus	40.0	1
124 567	CoreCutterplus	50.0	1
124 568	CoreCutterplus	68.0	2
124 569	CoreCutterplus	82.0	1
142 455	Hex shank	-	2
142 456	Hex shank	-	1
142 459	SDS-plus shank	-	2
142 460	SDS-plus shank	-	1
142 462	Pilot drill bit	-	5





Hawera metal drill bit modules

Metal twist drill bits – HSS-Co, DIN 338

Module content	Diameter mm	Overall length mm	Quantity	Module content	Diameter mm	Overall length mm	Quantity
----------------	-------------	-------------------	----------	----------------	-------------	-------------------	----------

Basic equipment:

175 drill bits

Module size:

H: 62 cm

W: 33 cm

D: 40 cm

Part number:

F 00Y 145 747

EAN code

4 014 468 069 680

145 153	1.0	34	10	145 171	6.0	93	10
145 154	1.5	40	10	145 172	6.5	101	5
145 155	2.0	49	10	145 173	6.8	109	5
145 156	2.5	57	10	145 174	7.0	109	5
145 157	3.0	61	15	145 176	8.0	117	5
145 159	3.2	65	5	145 177	8.5	117	5
145 160	3.3	65	5	145 178	9.0	125	5
145 161	3.5	70	5	145 179	9.5	125	5
145 162	4.0	75	10	145 180	10.0	133	5
145 164	4.2	75	5	145 181	10.2	133	3
145 165	4.5	80	5	145 182	10.5	133	3
145 300	4.8	86	5	145 183	11.0	142	3
145 167	5.0	86	10	145 185	12.0	151	3
145 170	5.5	93	5	145 187	13.0	151	3

Metal twist drill bits – HSS-G, DIN 338

Basic equipment:

265 drill bits

Module size:

H: 62 cm

W: 33 cm

D: 40 cm

Part number:

F 00Y 145 748

EAN code

4 014 468 036 248

145 755	1.0	34	10	145 791	6.8	109	5
145 757	1.5	40	10	145 792	7.0	109	10
145 760	2.0	49	20	145 794	8.0	117	5
145 762	2.5	57	20	145 795	8.5	117	5
145 764	3.0	61	20	145 796	9.0	125	5
145 773	3.2	65	10	145 797	9.5	125	5
145 775	3.3	65	10	145 798	10.0	133	5
145 776	3.5	70	10	145 799	10.2	133	3
145 778	4.0	75	20	145 800	10.5	133	3
145 781	4.2	75	10	145 801	11.0	142	3
145 782	4.5	80	10	145 802	12.0	151	3
145 784	4.8	86	10	145 803	13.0	151	3
145 785	5.0	86	20				
145 788	5.5	93	10				
145 789	6.0	93	10				
145 790	6.5	101	10				

Metal twist drill bits – HSS-R, similar to DIN 338

Basic equipment:

590 drill bits

Module size:

H: 32.3 cm
B: 37.5 cm
T: 17.5 cm

Part number:

F 00Y 141 272

EAN code

4 014 468 069 581

Module content	Diameter mm	Overall length mm	Quantity	Module content	Diameter mm	Overall length mm	Quantity
241 067	1.0	34	5	241 086	7.5	109	1
241 068	1.5	40	5	241 087	8.0	117	2
241 069	2.0	49	5	241 088	8.5	117	2
241 070	2.5	57	4	241 089	9.0	125	2
241 071	3.0	61	3	241 090	9.5	125	2
241 100	3.3	65	3	241 091	10.0	133	2
241 074	3.5	70	3	241 309	10.2	133	2
241 075	4.0	75	3	241 092	10.5	133	2
241 077	4.2	75	3	241 093	11.0	142	2
241 078	4.5	80	3	241 094	11.5	142	2
241 079	5.0	86	3	241 095	12.0	151	2
241 082	5.5	93	2	241 096	12.5	151	2
241 083	6.0	93	1	241 097	13.0	151	2
241 084	6.5	101	1				
241 287	6.8	109	1				
241 085	7.0	109	1				

Metal twist drill bits – HSS-R, similar to DIN 338

Basic equipment:

265 drill bits

Module size:

H: 62 cm
W: 33 cm
D: 40 cm

Part number:

F 00Y 145 749

EAN code

4 014 468 069 697

Module content	Diameter mm	Overall length mm	Quantity	Module content	Diameter mm	Overall length mm	Quantity
241 155	1.0	34	10	241 192	6.8	109	5
241 156	1.5	40	10	241 178	7.0	109	10
241 157	2.0	49	20	241 180	8.0	117	5
241 158	2.5	57	20	241 182	8.5	117	5
241 159	3.0	61	20	241 183	9.0	125	5
241 161	3.2	65	10	241 184	9.5	125	5
241 162	3.3	65	10	241 185	10.0	133	5
241 164	3.5	70	10	241 193	10.2	133	3
241 166	4.0	75	20	241 186	10.5	133	3
241 168	4.2	75	10	241 187	11.0	142	3
241 169	4.5	80	10	241 189	12.0	151	3
132 868	4.8	86	10	241 191	13.0	151	3
241 172	5.0	86	20				
241 175	5.5	93	10				
241 176	6.0	93	10				
241 177	6.5	101	10				





Hawera wood drill bit modules

Brad point drill bits – Standard

	Module content	Diameter mm	Overall length mm	Quantity		Module content	Diameter mm	Overall length mm	Quantity
Basic equipment:	105 810	3.0	61	10		105 822	15.0	160	5
136 drill bits	105 811	4.0	75	10		105 823	16.0	160	5
	105 812	5.0	86	10		138 261	16.0	240	3
Module size:	105 813	6.0	93	10		105 824	18.0	180	3
H: 62 cm	138 256	6.0	240	5		138 262	18.0	260	3
W: 33 cm	105 814	7.0	109	5		105 825	20.0	200	3
D: 40 cm	105 815	8.0	117	10		105 742	22.0	210	3
	138 257	8.0	240	5					
Part number:	105 816	9.0	120	5					
F 00Y 145 756	105 817	10.0	120	10					
	138 258	10.0	240	5					
EAN code	105 819	12.0	151	8					
4 014 468 069 710	138 259	12.0	240	5					
	105 820	13.0	151	5					
	105 821	14.0	151	5					
	138 260	14.0	240	3					

Auger bits – Lewis

Basic equipment:	124 065	6.0	235	5
53 drill bits	124 066	8.0	235	5
	124 080	8.0	450	3
Module size:	124 067	10.0	235	5
H: 62 cm	124 081	10.0	450	3
W: 33 cm	124 068	12.0	235	5
D: 40 cm	124 082	12.0	450	3
	124 069	14.0	235	3
Part number:	124 083	14.0	450	3
F 00Y 145 753	124 070	16.0	235	3
	124 084	16.0	450	3
EAN code	124 071	18.0	235	3
4 014 468 069 703	124 085	18.0	450	3
	124 072	20.0	235	3
	124 086	20.0	450	3

Flat drill bits – SelfCut Speed

Module content	Product type	Diameter mm	Overall length mm	Quantity
----------------	--------------	-------------	-------------------	----------

Basic equipment:

70 drill bits and accessories

Module size:

H: 62 cm

W: 33 cm

D: 40 cm

Part number:

F 00Y 228 336

EAN code

4 014 468 069 895

228 063	-	14.0	152	5
228 064	-	16.0	152	5
228 086	-	16.0	400	5
228 066	-	18.0	152	5
228 068	-	20.0	152	5
228 090	-	20.0	400	5
228 069	-	22.0	152	5
228 091	-	22.0	400	5
228 070	-	24.0	152	5
228 092	-	24.0	400	5
228 072	-	26.0	152	5
228 074	-	30.0	152	5
228 075	-	32.0	152	5
228 097	-	32.0	400	5
228 102	Extension	-	152	5

HSS formwork and installation drill bits

Module content	Diameter mm	Overall length mm	Quantity
----------------	-------------	-------------------	----------

Basic equipment:

41 drill bits

Module size:

H: 62 cm

W: 33 cm

D: 40 cm

Part number:

F 00Y 145 761

EAN code

4 014 468 069 727

104 896	8.0	400	5
104 910	8.0	600	5
104 897	10.0	400	5
104 911	10.0	600	5
104 898	12.0	400	3
104 912	12.0	600	3
104 899	14.0	400	3
104 913	14.0	600	3
104 900	16.0	400	3
104 914	16.0	600	2
104 901	18.0	400	2
104 915	18.0	600	2





Hawera holesaw modules

Multipurpose holesaws – MultiConstruction

Basic equipment:

9 holesaws and accessories

Module size:

H: 62 cm

W: 33 cm

D: 40 cm

Part number:

F 00Y 265 114

EAN code

3 165 140 454 995

Module content	Product type	Diameter mm	Quantity
227 801	Holesaw	30.0	1
227 802	Holesaw	35.0	1
227 803	Holesaw	40.0	1
227 805	Holesaw	50.0	1
227 809	Holesaw	63.0	2
227 811	Holesaw	68.0	2
227 816	Holesaw	80.0	1
227 744	Power-Change adapter	-	4
227 745	Power-Change adapter	-	2
228 248	Tungsten carbide pilot drill bit	-	8

Multipurpose holesaws – MultiConstruction

Basic equipment:

22 holesaws and accessories

Module size:

H: 62 cm

W: 66 cm

D: 40 cm

Part number:

F 00Y 265 115

EAN code

3 165 140 455 008

227 800	Holesaw	25.0	1	227 819	Holesaw	105.0	1
227 801	Holesaw	30.0	2	227 744	Power-Change adapter	-	4
227 802	Holesaw	35.0	2	227 745	Power-Change adapter	-	4
227 803	Holesaw	40.0	2	231 786	HSS pilot drill bits	-	3
227 804	Holesaw	45.0	1	228 248	Tungsten carbide pilot drill bit	-	10
227 805	Holesaw	50.0	2				
227 806	Holesaw	55.0	1				
227 807	Holesaw	58.0	1				
227 808	Holesaw	60.0	1				
227 809	Holesaw	63.0	2				
227 810	Holesaw	65.0	1				
227 811	Holesaw	68.0	2				
227 814	Holesaw	74.0	1				
227 816	Holesaw	80.0	2				

Holesaws – Progressor

Module content	Product type	Diameter mm	Quantity
----------------	--------------	-------------	----------

Basic equipment:

54 holesaws and accessories

Module size:

H: 62 cm

W: 66 cm

D: 40 cm

Part number:

F 00Y 265 113

EAN code

3 165 140 454 988

227 633	Holesaw	20.0	3
227 635	Holesaw	22.0	3
227 637	Holesaw	25.0	3
227 640	Holesaw	30.0	3
227 641	Holesaw	32.0	3
227 643	Holesaw	35.0	3
227 646	Holesaw	40.0	3
227 649	Holesaw	44.0	3
227 654	Holesaw	54.0	2
227 656	Holesaw	57.0	2
227 658	Holesaw	60.0	2
227 661	Holesaw	67.0	2
227 662	Holesaw	68.0	4
227 665	Holesaw	76.0	2
227 667	Holesaw	83.0	4
227 684	Power-Change adapter	-	3
227 685	Power-Change adapter	-	3
227 686	HSS-Co pilot drill bits	-	6





Hawera chisel modules

Chisels – SDS-max

Module content	Product type	Diameter mm	Overall length mm	Quantity
----------------	--------------	-------------	-------------------	----------

Basic equipment:

22 chisels

Module size:

H: 62 cm

W: 33 cm

D: 40 cm

Part number:

F 00Y 145 930

EAN code

4 014 468 069 758

139 728	Pointed chisel	-	280	2
265 311	Pointed chisel	-	400	3
139 730	Pointed chisel	-	600	1
139 731	Flat chisel	-	280	2
265 140	Flat chisel	-	400	3
139 733	Flat chisel	-	600	1
139 736	Spade chisel	-	300	2
139 737	Spade chisel	-	350	1
229 084	Spade chisel	-	350	2
229 085	Tile chisel	-	300	2
139 738	Gouging chisel	-	300	2
142 756	Winged gouging chisel	-	380	1

Chisels – SDS-plus / Hammer core cutters CoreCutterplus, complete

Basic equipment:

14 chisels; 3 core cutters

Module size:

H: 62 cm

W: 33 cm

D: 40 cm

Part number:

F 00Y 145 739

EAN code

4 014 468 069 611

227 535	Pointed chisel	-	250	3
227 536	Flat chisel	-	250	5
265 026	Spade chisel	-	250	2
137 053	Hollow gouging chisel	-	250	2
225 094	Tile chisel	-	260	2
141 317	CoreCutterplus	68.0	-	2
141 318	CoreCutterplus	82.0	-	1



Hawera diamond cutting disc modules

Diamond cutting discs Super Universal / Super Concrete+Stone / Super Ceramic

Basic equipment:
18 cutting discs

Module size:
H: 62 cm
W: 33 cm
D: 40 cm

Part number:
F 00Y 265 832

EAN code
3 165 140 654 494

Module content	Product type	Diameter mm	Quantity
265 781	Super Universal	115.0	3
265 785	Super Universal	230.0	3
265 773	Super Concrete+Stone	115.0	3
265 775	Super Concrete+Stone	150.0	3
265 776	Super Concrete+Stone	230.0	3
265 809	Super Ceramic	115.0	3

Diamond cutting discs Super Universal / Super Concrete+Stone / Super Ceramic

Basic equipment:
18 cutting discs

Module size:
H: 62 cm
W: 33 cm
D: 40 cm

Part number:
F 00Y 265 833

EAN code
3 165 140 654 500

265 782	Super Universal	125.0	3
265 785	Super Universal	230.0	3
265 774	Super Concrete+Stone	125.0	3
265 775	Super Concrete+Stone	150.0	3
265 776	Super Concrete+Stone	230.0	3
265 810	Super Ceramic	125.0	3



Diamond cutting discs Universal / Concrete+Stone / Ceramic

Module content	Product type	Diameter mm	Quantity
----------------	--------------	-------------	----------

Basic equipment:
33 cutting discs

Module size:
H: 62 cm
W: 33 cm
D: 40 cm

Part number:
F 00Y 265 834

EAN code
3 165 140 654 517

265 788	Universal	115.0	3
265 789	Universal	125.0	3
265 792	Universal	230.0	3
265 777	Concrete+Stone	115.0	4
265 778	Concrete+Stone	125.0	4
265 779	Concrete+Stone	150.0	4
265 780	Concrete+Stone	230.0	4
265 812	Ceramic	115.0	4
265 813	Ceramic	125.0	4




Hawera diamond drill bits and holesaws modules:
Diamond dry drill bits EasyCeramics / SpeedCeramics

Basic equipment:
12 drill bits; 1 set

Module size:
H: 62 cm
W: 33 cm
D: 40 cm

Part number:
F 00Y 265 748

EAN code
3 165 140 604 819

Module content	Product type	Diameter mm	Quantity
265 655	Speed Cer.	45.0	1
265 656	Speed Cer.	51.0	1
265 662	Speed Cer.	68.0	1
265 646	Speed Cer.	20.0	1
265 648	Speed Cer.	25.0	1
265 652	Speed Cer.	35.0	1
265 672	Easy Cer.	8.0	1
265 673	Easy Cer.	10.0	1
265 674	Easy Cer.	12.0	1
265 675	Easy Cer.	14.0	1
265 676	Set Easy Cer.	6,8,10	1
265 666	Speed Cer.	83.0	1
265 670	Easy Cer.	6.0	1

Diamond wet drill bits and holesaws XH Ceramics

Basic equipment:
31 diamond holesaws, drill bits and accessories

Module size:
H: 62 cm
W: 66 cm
D: 40 cm

Part number:
F 00Y 265 399

EAN code
3 165 140 562 201

265 221	Diamond drill bit	5.0	1	265 231	Water bottle	1
265 222	Diamond drill bit	6.0	2	265 198	Centring Holesaw	1
265 224	Diamond drill bit	8.0	2	265 230	Centring drill bit	2
265 225	Diamond drill bit	10.0	2	265 246	Power change	3
265 226	Diamond drill bit	12.0	1			
265 227	Diamond drill bit	14.0	1			
265 228	Power box	div.	1			
265 173	Diamond holesaw	20.0	2			
265 175	Diamond holesaw	25.0	2			
265 178	Diamond holesaw	35.0	2			
265 180	Diamond holesaw	44.0	2			
265 181	Diamond holesaw	51.0	2			
265 186	Diamond holesaw	65.0	2			
265 188	Diamond holesaw	68.0	2			





Hawera circular saw blade modules

Multi-purpose saw blades, MultiTec

Module content	Outer diameter mm	Bore diameter mm / Bore with reducing ring mm	Quantity
----------------	-------------------	---	----------

Basic equipment:

12 hand-held circular saw blades

Superfine tooth pitch

Module size:

H: 62 cm

W: 33 cm

D: 40 cm

Part number:

F 00Y 208 344

EAN code

4 014 468 069 796

124 667	150.0	20/16	1
124 669	160.0	20/16	1
124 671	170.0	30	1
124 673	180.0	30	1
124 672	184.0	30/16	1
124 674	190.0	20/16	1
124 675	190.0	30	1
124 676	200.0	30	1
124 677	210.0	30	1
124 099	216.0	30	1
124 690	230.0	30	1
124 678	250.0	30	1

Precision saw blades, MultiTec

Basic equipment:

10 hand-held circular saw blades

Fine tooth pitch

Module size:

H: 62 cm

W: 33 cm

D: 40 cm

Part number:

F 00Y 208 345

EAN code

4 014 468 069 802

124 778	150.0	20/16	1
124 779	160.0	20/16	1
124 783	184.0	30/16	1
124 784	190.0	20/16	1
124 785	190.0	30	1
124 787	210.0	30	1
124 788	216.0	30	1
124 789	230.0	30	1
124 790	235.0	30/25	1
124 792	250.0	30	1

Precision saw blades, SuperTec

Basic equipment:

16 hand-held circular saw blades
Medium tooth pitch

Module size:

H: 62 cm
W: 33 cm
D: 40 cm

Part number:

F 00Y 208 347

EAN code

4 014 468 069 819

	Module content	Outer diameter mm	Bore diameter mm / Bore with reducing ring mm	Quantity
205 378	130.0	20/16	1	
205 380	140.0	12.7	1	
205 384	150.0	16/13	1	
205 386	150.0	20/15	1	
205 390	160.0	20/16	1	
205 392	160.0	30	1	
205 394	165.0	30/20	1	
205 396	170.0	30	1	
205 398	180.0	30	1	
205 400	184.0	30/16	1	
205 402	190.0	20/16	1	
205 405	190.0	30	1	
205 408	200.0	30/25	1	
205 411	210.0	30/25	1	
205 417	230.0	30	1	
205 420	235.0	30/25	1	

Precision saw blades, SuperTec

Basic equipment:

16 hand-held circular saw blades
Fine tooth pitch

Module size:

H: 62 cm
W: 33 cm
D: 40 cm

Part number:

F 00Y 208 348

EAN code

4 014 468 069 826

	Module content	Outer diameter mm	Bore diameter mm / Bore with reducing ring mm	Quantity
205 379	130.0	20/16	1	
205 385	150.0	16/13	1	
205 387	150.0	20/15	1	
205 391	160.0	20/16	1	
205 393	160.0	30	1	
205 395	165.0	30/20	1	
205 397	170.0	30	1	
205 399	180.0	30	1	
205 401	184.0	30/16	1	
205 403	190.0	20/16	1	
205 406	190.0	30	1	
205 409	200.0	30/25	1	
205 412	210.0	30/25	1	
205 418	230.0	30	1	
205 421	235.0	30/25	1	
205 423	240.0	30	1	



Quick-cut saw blades, FastCut

Module content	Outer diameter mm	Bore diameter mm / Bore with reducing ring mm	Quantity
----------------	-------------------	---	----------

Basic equipment:

11 table saw blades

Medium tooth pitch

Module size:

H: 50 cm

W: 100 cm

D: 40 cm

124 700	300.0	30	2
124 701	315.0	30	2
124 702	350.0	30	2
124 703	400.0	30	3
124 704	450.0	30	1
124 705	500.0	30	1

Part number:

F 00Y 208 354

EAN code

4 014 468 069 857

Quick-cut saw blades, FastCut

Module content	Outer diameter mm	Bore diameter mm / Bore with reducing ring mm	Quantity
----------------	-------------------	---	----------

Basic equipment:

16 hand-held circular saw blades

Coarse tooth pitch

Module size:

H: 62 cm

W: 33 cm

D: 40 cm

205 493	130.0	20/16	1
205 496	150.0	20/16	2
205 497	160.0	20/16	2
205 499	165.0	30/20	1
205 500	170.0	30	1
205 501	180.0	30	1
205 502	184.0	30/16	1
205 503	190.0	20/16	1
205 504	190.0	30	2
205 506	210.0	30	1
205 507	230.0	30	1
205 508	235.0	30/25	1
205 509	240.0	30	1

Part number:

F 00Y 208 350

EAN code

4 014 468 069 833



ConstructCut, construction and firewood saw blades

Module content	Outer diameter mm	Bore diameter mm	Quantity
----------------	-------------------	------------------	----------

Basic equipment:

10 table saw blades
Coarse tooth pitch

211 450	300.0	30	2
211 451	315.0	30	3
211 452	350.0	30	2
211 453	400.0	30	3

Module size:

H: 50 cm
W: 100 cm
D: 40 cm

Part number:

F 00Y 211 967

EAN code

4 014 468 045 639
Precision saw blade, SuperTec / Multipurpose saw blade, MultiTec

Module content	Product type	Outer diameter mm	Bore diameter mm	Tooth pitch	Quantity
----------------	--------------	-------------------	------------------	-------------	----------

Basic equipment:

12 saw blades for mitre saws

Module size:

H: 62 cm
W: 33 cm
D: 40 cm

Part number:

F 00Y 208 353

EAN code

4 014 468 069 840

202 869	SuperTec	205.0	18	Fine	1
124 724	SuperTec	210.0	30	Fine	1
124 095	SuperTec	216.0	30	Medium	1
124 096	SuperTec	216.0	30	Fine	2
124 719	SuperTec	216.0	30	Superfine	1
124 099	MultiTec	216.0	30	Superfine	1
124 706	SuperTec	250.0	30	Fine	1
124 721	SuperTec	250.0	30	Superfine	2
160 730	SuperTec	250.0	30	Superfine	1
124 678	MultiTec	250.0	30	Superfine	1





Hawera jigsaw and sabre saw blade modules

Sabre saw blades S-universal shank

Module content	Product type	Tooth pitch mm	Length of teeth mm	Quantity	Module content	Product type	Tooth pitch mm	Length of teeth mm	Quantity
----------------	--------------	----------------	--------------------	----------	----------------	--------------	----------------	--------------------	----------

Basic equipment:

57 sabre saw packs

Module size:

H: 62 cm

W: 33 cm

D: 40 cm

Part number:

F 00Y 145 783

EAN code

4 014 468 069 741

144 242	Metal - BIM-Flexible	1.4	131	5
144 243	Metal - BIM-Flexible	1.4	207	5
144 245	Metal - BIM-Flexible	1.8	150	5
144 246	Metal - BIM-Flexible	1.8	207	3
145 724	Metal - BIM-Precise	2.5 - 3.2	131	3
202 463	Metal - BIM-Fast	1.4 - 3.4	131	3
202 462	Wood - HCS-Fast	2.5 - 4.3	182	3
121 611	Wood - HCS-Fast	5.0	219	5
121 600	Wood - HCS-Clean	4.0	131	5
121 612	Allround - BIM-Flexible	1.8 - 2.6	131	5
121 613	Allround - BIM-Flexible	1.8 - 2.6	207	3
144 249	Allround - BIM-Flexible	2.5	207	3
202 464	Allround - BIM-Fast	2.1 - 4.3	182	3

144 234	Allround - BIM-Flexible	3.2 - 5.1	131	3
145 726	Special - TC-Cast+Ceramics	Grit 30	225	3

Jigsaw blades T-single lug shank

Basic equipment:

145 jigsaw cards

Module size:

H: 62 cm

W: 66 cm

D: 40 cm

Part number:

F 00Y 145 777

EAN code

4 014 468 069 734

240 526	Metal - HSS-Basic	0.7	67	5
240 523	Metal - HSS-Basic	1.1 - 1.5	67	10
240 527	Metal - HSS-Basic	1.2	106	5
240 525	Metal - HSS-Basic	1.9 - 2.3	67	5
240 503	Metal - BIM-Flexible	1.1 - 1.5	67	5
145 703	Metal - HSS-Fast	1.2 - 2.6	74	5
144 212	Wood - HCS-Basic	1.9 - 2.3	67	5
240 531	Wood - HCS-Basic	2.0	56	5
240 517	Wood - HCS-Basic	3.0	74	10
202 436	Wood - HCS-Fast	2.0 - 3.0	91	5
144 214	Wood - HCS-Fast	4.0	126	5
240 521	Wood - HCS-Fast	4.0 - 5.2	74	10
240 520	Wood - HCS-Fast	4.0 - 5.2	74	10
240 502	Wood - HCS-Clean	1.4	56	5
240 545	Wood - HCS-Clean	2.5	74	10
240 515	Wood - HCS-Clean	2.7	74	10

240 514	Wood - HCS-Clean	3.0	91	10
240 516	Wood - HCS-Clean	4.0 - 5.2	74	10
240 512	Hard Wood - BIM-Clean	2.7	74	5
145 704	Allround - BIM-Fast	2.4 - 5.0	106	5
240 528	Alu - HSS-Fast	3.0	74	5



Part number index

Part number	Page	VPI*	Part number	Page	VPI*	Part number	Page	VPI*	Part number	Page	VPI*
F 00Y 000 100	193	1	F 00Y 102 337	81	1	F 00Y 104 837	98	1	F 00Y 105 743	89	1
F 00Y 000 101	193	1	F 00Y 102 338	81	1	F 00Y 104 838	98	1	F 00Y 105 744	89	1
F 00Y 000 109	193	1	F 00Y 102 339	81	1	F 00Y 104 839	98	1	F 00Y 105 745	89	1
F 00Y 000 111	193	1	F 00Y 102 340	81	1	F 00Y 104 840	98	1	F 00Y 105 746	89	1
F 00Y 000 113	193	1	F 00Y 102 341	81	1	F 00Y 104 841	98	1	F 00Y 105 810	89	1
F 00Y 000 117	193	1	F 00Y 102 342	81	1	F 00Y 104 889	101	1	F 00Y 105 811	89	1
F 00Y 000 119	193	1	F 00Y 104 271	36	1	F 00Y 104 890	101	1	F 00Y 105 812	89	1
F 00Y 000 120	193	1	F 00Y 104 272	37	1	F 00Y 104 891	101	1	F 00Y 105 813	89	1
F 00Y 000 125	193	1	F 00Y 104 276	37	1	F 00Y 104 892	101	1	F 00Y 105 814	89	1
F 00Y 000 128	193	1	F 00Y 104 279	37	1	F 00Y 104 893	101	1	F 00Y 105 815	89	1
F 00Y 000 132	193	1	F 00Y 104 280	37	1	F 00Y 104 894	101	1	F 00Y 105 816	89	1
F 00Y 000 135	193	1	F 00Y 104 282	37	1	F 00Y 104 895	101	1	F 00Y 105 817	89	1
F 00Y 000 137	193	1	F 00Y 104 284	37	1	F 00Y 104 896	96	1	F 00Y 105 818	89	1
F 00Y 000 138	193	1	F 00Y 104 285	37	1	F 00Y 104 897	96	1	F 00Y 105 819	89	1
F 00Y 000 153	193	1	F 00Y 104 288	37	1	F 00Y 104 898	96	1	F 00Y 105 820	89	1
F 00Y 001 181	187	1	F 00Y 104 289	37	1	F 00Y 104 899	96	1	F 00Y 105 821	89	1
F 00Y 001 183	187	1	F 00Y 104 290	37	1	F 00Y 104 900	96	1	F 00Y 105 822	89	1
F 00Y 001 185	188	1	F 00Y 104 291	37	1	F 00Y 104 901	96	1	F 00Y 105 823	89	1
F 00Y 001 189	188	1	F 00Y 104 292	37	1	F 00Y 104 902	96	1	F 00Y 105 824	89	1
F 00Y 001 218	187	1	F 00Y 104 293	37	1	F 00Y 104 903	96	1	F 00Y 105 825	89	1
F 00Y 001 219	187	1	F 00Y 104 294	37	1	F 00Y 104 904	96	1	F 00Y 105 826	100	1
F 00Y 001 222	188	1	F 00Y 104 300	37	1	F 00Y 104 910	97	1	F 00Y 105 827	100	1
F 00Y 001 226	187	1	F 00Y 104 303	36	1	F 00Y 104 911	97	1	F 00Y 105 828	100	1
F 00Y 019 254	193	1	F 00Y 104 304	37	1	F 00Y 104 912	97	1	F 00Y 105 829	100	1
F 00Y 101 470	35	1	F 00Y 104 305	37	1	F 00Y 104 913	97	1	F 00Y 105 830	100	1
F 00Y 101 471	35	1	F 00Y 104 360	25	1	F 00Y 104 914	97	1	F 00Y 105 831	100	1
F 00Y 101 472	35	1	F 00Y 104 361	25	1	F 00Y 104 915	97	1	F 00Y 105 832	100	1
F 00Y 101 473	35	1	F 00Y 104 362	25	1	F 00Y 104 916	97	1	F 00Y 105 833	100	1
F 00Y 101 474	36	1	F 00Y 104 363	25	1	F 00Y 104 917	97	1	F 00Y 105 834	100	1
F 00Y 101 475	36	1	F 00Y 104 364	25	1	F 00Y 104 918	97	1	F 00Y 105 835	100	1
F 00Y 101 476	36	1	F 00Y 104 365	25	1	F 00Y 104 919	97	1	F 00Y 105 836	100	1
F 00Y 101 477	36	1	F 00Y 104 366	25	1	F 00Y 104 920	97	1	F 00Y 105 837	100	1
F 00Y 101 478	36	1	F 00Y 104 367	25	1	F 00Y 104 921	97	1	F 00Y 105 838	100	1
F 00Y 101 479	36	1	F 00Y 104 368	25	1	F 00Y 104 941	102	1	F 00Y 105 839	100	1
F 00Y 101 480	36	1	F 00Y 104 369	25	1	F 00Y 104 942	102	1	F 00Y 105 840	100	1
F 00Y 101 481	36	1	F 00Y 104 370	25	1	F 00Y 104 943	102	1	F 00Y 108 038	193	1
F 00Y 101 482	36	1	F 00Y 104 374	25	1	F 00Y 104 944	102	1	F 00Y 108 039	193	1
F 00Y 101 483	36	1	F 00Y 104 386	25	1	F 00Y 104 957	90	8	F 00Y 111 155	193	1
F 00Y 101 484	36	1	F 00Y 104 387	25	1	F 00Y 104 957	241	8	F 00Y 111 157	193	1
F 00Y 101 485	36	1	F 00Y 104 620	36	1	F 00Y 104 958	90	5	F 00Y 111 159	193	1
F 00Y 101 486	36	1	F 00Y 104 621	36	1	F 00Y 104 958	241	5	F 00Y 118 002	119	1
F 00Y 101 487	36	1	F 00Y 104 623	36	1	F 00Y 104 959	99	1	F 00Y 118 003	119	1
F 00Y 101 488	36	1	F 00Y 104 624	36	1	F 00Y 104 960	99	1	F 00Y 118 004	119	1
F 00Y 101 489	36	1	F 00Y 104 625	37	1	F 00Y 104 961	99	1	F 00Y 118 005	119	1
F 00Y 101 490	36	1	F 00Y 104 626	37	1	F 00Y 104 962	99	1	F 00Y 118 321	118	1
F 00Y 101 491	36	1	F 00Y 104 627	37	1	F 00Y 104 963	99	1	F 00Y 118 322	118	1
F 00Y 101 492	37	1	F 00Y 104 629	37	1	F 00Y 104 964	99	1	F 00Y 118 323	118	1
F 00Y 101 494	37	1	F 00Y 104 630	37	1	F 00Y 104 965	99	1	F 00Y 118 324	118	1
F 00Y 101 495	37	1	F 00Y 104 631	37	1	F 00Y 104 966	99	1	F 00Y 118 325	118	1
F 00Y 101 496	37	1	F 00Y 104 632	37	1	F 00Y 104 970	99	1	F 00Y 118 326	118	1
F 00Y 101 497	37	1	F 00Y 104 633	36	1	F 00Y 104 971	99	1	F 00Y 118 327	118	1
F 00Y 101 498	36	1	F 00Y 104 634	37	1	F 00Y 104 972	99	1	F 00Y 118 328	118	1
F 00Y 102 335	81	1	F 00Y 104 635	36	1	F 00Y 104 973	99	1	F 00Y 118 329	119	1
F 00Y 102 336	81	1	F 00Y 104 836	98	1	F 00Y 105 742	89	1	F 00Y 118 330	119	1

*Pack quantity



Part number index

Part number	Page	VPI*	Part number	Page	VPI*	Part number	Page	VPI*	Part number	Page	VPI*
F 00Y 118 331	119	1	F 00Y 123 932	99	1	F 00Y 124 082	91	1	F 00Y 124 679	182	1
F 00Y 118 332	119	1	F 00Y 123 933	99	1	F 00Y 124 083	92	1	F 00Y 124 683	183	1
F 00Y 118 333	119	1	F 00Y 123 934	99	1	F 00Y 124 084	92	1	F 00Y 124 684	183	1
F 00Y 118 334	119	1	F 00Y 123 935	99	1	F 00Y 124 085	92	1	F 00Y 124 688	182	1
F 00Y 118 335	119	1	F 00Y 123 936	99	1	F 00Y 124 086	92	1	F 00Y 124 690	183	1
F 00Y 118 336	119	1	F 00Y 123 937	99	1	F 00Y 124 087	92	1	F 00Y 124 700	190	1
F 00Y 118 337	119	1	F 00Y 123 938	99	5	F 00Y 124 088	92	1	F 00Y 124 701	190	1
F 00Y 118 338	119	1	F 00Y 123 938	242	5	F 00Y 124 095	186	1	F 00Y 124 702	190	1
F 00Y 118 339	119	1	F 00Y 123 950	100	1	F 00Y 124 096	187	1	F 00Y 124 703	190	1
F 00Y 118 340	119	1	F 00Y 123 951	100	1	F 00Y 124 099	183	1	F 00Y 124 704	190	1
F 00Y 118 341	119	1	F 00Y 123 952	100	1	F 00Y 124 297	190	1	F 00Y 124 705	190	1
F 00Y 118 342	119	1	F 00Y 123 953	100	1	F 00Y 124 298	26	5	F 00Y 124 706	187	1
F 00Y 118 343	119	1	F 00Y 123 954	100	1	F 00Y 124 298	234	5	F 00Y 124 719	187	1
F 00Y 118 344	119	1	F 00Y 123 955	100	1	F 00Y 124 357	92	6	F 00Y 124 721	187	1
F 00Y 118 345	119	1	F 00Y 123 956	101	5	F 00Y 124 357	242	6	F 00Y 124 724	186	1
F 00Y 118 346	119	1	F 00Y 123 956	242	5	F 00Y 124 358	92	6	F 00Y 124 730	183	1
F 00Y 118 347	121	1	F 00Y 123 976	98	1	F 00Y 124 358	242	6	F 00Y 124 740	187	1
F 00Y 118 348	121	1	F 00Y 123 977	98	1	F 00Y 124 390	62	10	F 00Y 124 741	187	1
F 00Y 118 349	121	1	F 00Y 123 978	98	1	F 00Y 124 391	62	10	F 00Y 124 742	188	1
F 00Y 118 351	121	1	F 00Y 123 979	98	1	F 00Y 124 392	62	10	F 00Y 124 743	188	1
F 00Y 118 352	120	9	F 00Y 124 044	45	1	F 00Y 124 393	62	10	F 00Y 124 744	188	1
F 00Y 118 352	245	9	F 00Y 124 050	87	1	F 00Y 124 394	62	10	F 00Y 124 779	182	1
F 00Y 118 354	119	1	F 00Y 124 051	87	1	F 00Y 124 396	62	10	F 00Y 124 784	182	1
F 00Y 118 356	119	1	F 00Y 124 052	87	1	F 00Y 124 397	62	10	F 00Y 124 785	182	1
F 00Y 118 920	119	1	F 00Y 124 053	87	1	F 00Y 124 398	62	10	F 00Y 124 787	182	1
F 00Y 120 150	127	3	F 00Y 124 054	87	1	F 00Y 124 399	62	10	F 00Y 124 788	183	1
F 00Y 120 151	127	6	F 00Y 124 055	87	1	F 00Y 124 400	62	10	F 00Y 124 789	182	1
F 00Y 120 800	75	6	F 00Y 124 056	87	1	F 00Y 124 401	62	10	F 00Y 124 790	183	1
F 00Y 120 800	238	6	F 00Y 124 057	87	1	F 00Y 124 402	62	10	F 00Y 124 792	183	1
F 00Y 121 600	223	5	F 00Y 124 058	87	1	F 00Y 124 403	62	10	F 00Y 124 793	181	1
F 00Y 121 601	224	3	F 00Y 124 059	87	1	F 00Y 124 404	62	10	F 00Y 124 794	180	1
F 00Y 121 611	223	5	F 00Y 124 060	87	1	F 00Y 124 405	62	10	F 00Y 124 795	180	1
F 00Y 121 612	225	5	F 00Y 124 061	88	5	F 00Y 124 406	62	10	F 00Y 124 796	181	1
F 00Y 121 613	226	5	F 00Y 124 061	241	5	F 00Y 124 407	62	10	F 00Y 124 797	181	1
F 00Y 123 004	78	1	F 00Y 124 062	88	8	F 00Y 124 563	40	1	F 00Y 124 798	180	1
F 00Y 123 005	78	1	F 00Y 124 062	241	8	F 00Y 124 564	40	1	F 00Y 130 070	120	9
F 00Y 123 006	78	1	F 00Y 124 063	193	1	F 00Y 124 565	40	1	F 00Y 130 070	245	9
F 00Y 123 007	78	1	F 00Y 124 064	193	1	F 00Y 124 566	40	1	F 00Y 130 072	120	8
F 00Y 123 012	79	1	F 00Y 124 065	91	1	F 00Y 124 567	40	1	F 00Y 130 072	245	8
F 00Y 123 013	79	1	F 00Y 124 066	91	1	F 00Y 124 568	40	1	F 00Y 132 098	123	1
F 00Y 123 014	79	1	F 00Y 124 067	91	1	F 00Y 124 569	40	1	F 00Y 132 430	36	1
F 00Y 123 015	79	1	F 00Y 124 068	91	1	F 00Y 124 570	40	1	F 00Y 132 868	73	1
F 00Y 123 482	78	1	F 00Y 124 069	92	1	F 00Y 124 571	40	1	F 00Y 132 977	123	1
F 00Y 123 483	78	1	F 00Y 124 070	92	1	F 00Y 124 572	40	1	F 00Y 132 978	123	1
F 00Y 123 484	78	1	F 00Y 124 071	92	1	F 00Y 124 621	126	1	F 00Y 132 979	123	1
F 00Y 123 485	78	1	F 00Y 124 072	92	1	F 00Y 124 667	182	1	F 00Y 132 980	123	1
F 00Y 123 691	80	1	F 00Y 124 073	92	1	F 00Y 124 669	182	1	F 00Y 132 981	123	1
F 00Y 123 692	80	1	F 00Y 124 074	92	1	F 00Y 124 671	182	1	F 00Y 132 982	123	1
F 00Y 123 693	80	1	F 00Y 124 075	92	1	F 00Y 124 673	182	1	F 00Y 132 983	123	1
F 00Y 123 695	78	1	F 00Y 124 076	92	1	F 00Y 124 674	182	1	F 00Y 132 984	123	1
F 00Y 123 696	78	1	F 00Y 124 077	92	1	F 00Y 124 675	182	1	F 00Y 132 985	123	1
F 00Y 123 698	78	1	F 00Y 124 078	92	1	F 00Y 124 676	182	1	F 00Y 132 986	123	1
F 00Y 123 930	99	1	F 00Y 124 080	91	1	F 00Y 124 677	183	1	F 00Y 132 987	123	1
F 00Y 123 931	99	1	F 00Y 124 081	91	1	F 00Y 124 678	183	1	F 00Y 133 722	123	1

*Pack quantity

Part number index

Part number	Page	VPI*	Part number	Page	VPI*	Part number	Page	VPI*	Part number	Page	VPI*
F 00Y 133 995	36	1	F 00Y 138 232	119	1	F 00Y 140 469	25	1	F 00Y 142 462	41	1
F 00Y 133 996	37	1	F 00Y 138 256	90	1	F 00Y 140 471	25	1	F 00Y 142 463	51	1
F 00Y 134 024	193	50	F 00Y 138 257	90	1	F 00Y 140 473	25	1	F 00Y 142 463	125	1
F 00Y 135 682	193	1	F 00Y 138 258	90	1	F 00Y 140 975	37	1	F 00Y 142 463	166	1
F 00Y 135 683	193	1	F 00Y 138 259	90	1	F 00Y 140 976	37	1	F 00Y 142 464	125	1
F 00Y 135 684	208	25	F 00Y 138 260	90	1	F 00Y 141 256	25	1	F 00Y 142 589	102	1
F 00Y 135 685	208	25	F 00Y 138 261	90	1	F 00Y 141 257	25	1	F 00Y 142 590	118	1
F 00Y 135 686	206	25	F 00Y 138 262	90	1	F 00Y 141 292	122	1	F 00Y 142 591	118	1
F 00Y 135 687	207	25	F 00Y 138 263	90	1	F 00Y 141 293	122	1	F 00Y 142 592	118	1
F 00Y 135 689	207	25	F 00Y 138 276	184	1	F 00Y 141 295	25	1	F 00Y 142 593	119	1
F 00Y 136 246	36	1	F 00Y 138 337	36	1	F 00Y 141 296	25	1	F 00Y 142 594	119	1
F 00Y 136 765	125	1	F 00Y 138 338	36	1	F 00Y 141 297	25	1	F 00Y 142 595	119	1
F 00Y 136 766	124	1	F 00Y 138 340	37	1	F 00Y 141 315	41	1	F 00Y 142 596	119	1
F 00Y 136 979	38	10	F 00Y 138 341	37	1	F 00Y 141 316	41	1	F 00Y 142 597	119	1
F 00Y 136 980	38	10	F 00Y 138 368	25	1	F 00Y 141 317	41	1	F 00Y 142 598	119	1
F 00Y 136 981	38	10	F 00Y 138 369	25	1	F 00Y 141 318	41	1	F 00Y 142 599	119	1
F 00Y 136 982	38	10	F 00Y 138 371	36	1	F 00Y 141 353	102	1	F 00Y 142 600	119	1
F 00Y 136 984	38	10	F 00Y 138 473	38	10	F 00Y 141 354	102	1	F 00Y 142 650	91	1
F 00Y 136 985	38	10	F 00Y 138 552	37	1	F 00Y 141 355	102	1	F 00Y 142 651	92	1
F 00Y 136 986	38	10	F 00Y 138 555	37	1	F 00Y 141 356	102	1	F 00Y 142 652	92	1
F 00Y 136 987	38	10	F 00Y 138 796	63	19	F 00Y 141 357	102	1	F 00Y 142 653	92	1
F 00Y 136 988	38	10	F 00Y 138 796	237	19	F 00Y 141 358	99	1	F 00Y 142 654	92	1
F 00Y 136 989	38	10	F 00Y 139 360	80	1	F 00Y 141 359	91	1	F 00Y 142 655	92	1
F 00Y 137 021	138	1	F 00Y 139 362	80	1	F 00Y 141 360	97	1	F 00Y 142 656	92	1
F 00Y 137 023	138	1	F 00Y 139 362	240	1	F 00Y 141 361	97	1	F 00Y 142 657	92	1
F 00Y 137 025	138	1	F 00Y 139 363	79	1	F 00Y 141 362	97	1	F 00Y 142 658	79	1
F 00Y 137 028	139	1	F 00Y 139 486	123	1	F 00Y 141 363	97	1	F 00Y 142 679	38	10
F 00Y 137 029	139	1	F 00Y 139 693	44	1	F 00Y 141 364	97	1	F 00Y 142 680	38	10
F 00Y 137 030	139	1	F 00Y 139 694	44	1	F 00Y 141 365	97	1	F 00Y 142 681	38	10
F 00Y 137 042	139	1	F 00Y 139 695	44	1	F 00Y 141 366	97	1	F 00Y 142 682	38	10
F 00Y 137 043	139	1	F 00Y 139 696	44	1	F 00Y 141 367	97	1	F 00Y 142 690	123	1
F 00Y 137 046	139	1	F 00Y 139 697	44	1	F 00Y 141 391	123	1	F 00Y 142 756	136	1
F 00Y 137 047	139	1	F 00Y 139 698	44	1	F 00Y 141 394	123	1	F 00Y 142 757	136	1
F 00Y 137 049	139	1	F 00Y 139 699	44	1	F 00Y 141 399	124	1	F 00Y 143 132	36	1
F 00Y 137 053	134	1	F 00Y 139 700	44	1	F 00Y 141 939	36	1	F 00Y 143 134	36	1
F 00Y 137 078	51	1	F 00Y 139 728	135	1	F 00Y 141 941	36	1	F 00Y 143 186	35	1
F 00Y 137 078	166	1	F 00Y 139 730	135	1	F 00Y 141 943	36	1	F 00Y 143 624	72	1
F 00Y 137 079	51	1	F 00Y 139 731	135	1	F 00Y 142 455	41	1	F 00Y 143 625	73	1
F 00Y 137 079	166	1	F 00Y 139 733	135	1	F 00Y 142 455	51	1	F 00Y 143 626	73	1
F 00Y 137 235	37	1	F 00Y 139 734	136	1	F 00Y 142 455	124	1	F 00Y 143 946	123	1
F 00Y 137 806	38	10	F 00Y 139 736	136	1	F 00Y 142 455	166	1	F 00Y 143 948	123	1
F 00Y 137 931	36	1	F 00Y 139 737	136	1	F 00Y 142 456	41	1	F 00Y 144 000	37	1
F 00Y 138 071	36	1	F 00Y 139 738	136	1	F 00Y 142 456	125	1	F 00Y 144 016	51	1
F 00Y 138 072	37	1	F 00Y 139 765	45	1	F 00Y 142 457	41	1	F 00Y 144 016	166	1
F 00Y 138 073	37	1	F 00Y 139 806	35	1	F 00Y 142 457	124	1	F 00Y 144 018	51	1
F 00Y 138 074	37	1	F 00Y 140 423	25	1	F 00Y 142 458	124	1	F 00Y 144 018	166	1
F 00Y 138 075	37	1	F 00Y 140 425	25	1	F 00Y 142 459	41	1	F 00Y 144 020	51	1
F 00Y 138 076	37	1	F 00Y 140 426	25	1	F 00Y 142 459	51	1	F 00Y 144 020	166	1
F 00Y 138 117	123	1	F 00Y 140 427	25	1	F 00Y 142 459	124	1	F 00Y 144 021	51	1
F 00Y 138 226	119	1	F 00Y 140 459	25	1	F 00Y 142 459	166	1	F 00Y 144 021	166	1
F 00Y 138 228	119	1	F 00Y 140 461	25	1	F 00Y 142 460	41	1	F 00Y 144 212	206	5
F 00Y 138 229	119	1	F 00Y 140 463	25	1	F 00Y 142 460	124	1	F 00Y 144 214	207	3
F 00Y 138 230	119	1	F 00Y 140 465	25	1	F 00Y 142 461	41	1	F 00Y 144 215	210	5
F 00Y 138 231	119	1	F 00Y 140 467	25	1	F 00Y 142 461	124	1	F 00Y 144 220	210	5

*Pack quantity

Part number index

Part number	Page	VPI*	Part number	Page	VPI*	Part number	Page	VPI*	Part number	Page	VPI*
F 00Y 144 225	204	5	F 00Y 145 130	69	2	F 00Y 145 187	61	1	F 00Y 145 811	65	10
F 00Y 144 230	213	1	F 00Y 145 131	69	1	F 00Y 145 218	69	10	F 00Y 145 812	65	10
F 00Y 144 234	225	5	F 00Y 145 132	69	1	F 00Y 145 241	183	1	F 00Y 145 813	65	10
F 00Y 144 236	226	3	F 00Y 145 133	69	1	F 00Y 145 286	58	1	F 00Y 145 814	65	10
F 00Y 144 239	219	5	F 00Y 145 134	69	1	F 00Y 145 288	134	1	F 00Y 145 815	65	10
F 00Y 144 242	219	5	F 00Y 145 135	69	1	F 00Y 145 300	62	1	F 00Y 145 816	65	10
F 00Y 144 243	219	5	F 00Y 145 136	69	1	F 00Y 145 570	47	1	F 00Y 145 817	65	10
F 00Y 144 245	219	5	F 00Y 145 137	69	1	F 00Y 145 571	47	1	F 00Y 145 818	65	10
F 00Y 144 246	220	5	F 00Y 145 138	69	1	F 00Y 145 572	47	1	F 00Y 145 819	65	10
F 00Y 144 249	225	5	F 00Y 145 139	69	1	F 00Y 145 573	47	1	F 00Y 145 820	65	10
F 00Y 144 250	222	2	F 00Y 145 140	69	1	F 00Y 145 574	47	1	F 00Y 145 821	65	10
F 00Y 144 251	229	2	F 00Y 145 141	69	1	F 00Y 145 575	47	1	F 00Y 145 822	65	10
F 00Y 144 253	229	2	F 00Y 145 142	69	1	F 00Y 145 576	47	1	F 00Y 145 823	65	10
F 00Y 144 254	229	2	F 00Y 145 143	69	1	F 00Y 145 577	47	1	F 00Y 145 824	65	10
F 00Y 144 273	36	1	F 00Y 145 144	69	1	F 00Y 145 578	47	1	F 00Y 145 825	65	10
F 00Y 144 859	210	25	F 00Y 145 145	69	1	F 00Y 145 703	204	5	F 00Y 145 826	65	10
F 00Y 144 862	202	25	F 00Y 145 146	69	1	F 00Y 145 704	212	5	F 00Y 145 827	65	10
F 00Y 144 863	205	25	F 00Y 145 147	69	1	F 00Y 145 705	47	1	F 00Y 145 828	65	10
F 00Y 144 864	203	25	F 00Y 145 148	69	1	F 00Y 145 706	47	1	F 00Y 145 829	65	10
F 00Y 144 865	204	25	F 00Y 145 150	69	1	F 00Y 145 724	221	5	F 00Y 145 830	65	10
F 00Y 144 870	208	100	F 00Y 145 151	69	1	F 00Y 145 726	229	2	F 00Y 145 831	65	10
F 00Y 144 871	207	100	F 00Y 145 152	69	1	F 00Y 145 755	64	2	F 00Y 145 833	65	10
F 00Y 144 872	207	100	F 00Y 145 153	60	2	F 00Y 145 757	64	2	F 00Y 145 834	65	10
F 00Y 144 874	202	100	F 00Y 145 154	60	2	F 00Y 145 760	64	2	F 00Y 145 835	66	10
F 00Y 145 050	121	1	F 00Y 145 155	60	2	F 00Y 145 762	64	2	F 00Y 145 836	66	10
F 00Y 145 051	121	1	F 00Y 145 156	61	2	F 00Y 145 764	64	1	F 00Y 145 837	66	10
F 00Y 145 089	58	1	F 00Y 145 157	60	1	F 00Y 145 765	64	1	F 00Y 145 838	66	10
F 00Y 145 091	58	1	F 00Y 145 159	60	1	F 00Y 145 773	64	1	F 00Y 145 839	66	10
F 00Y 145 092	58	1	F 00Y 145 160	60	1	F 00Y 145 775	64	1	F 00Y 145 840	66	10
F 00Y 145 093	58	1	F 00Y 145 161	60	1	F 00Y 145 776	64	1	F 00Y 145 841	66	10
F 00Y 145 094	58	1	F 00Y 145 162	60	1	F 00Y 145 778	64	1	F 00Y 145 843	66	10
F 00Y 145 095	58	1	F 00Y 145 163	60	1	F 00Y 145 779	65	1	F 00Y 145 844	66	10
F 00Y 145 096	58	1	F 00Y 145 164	61	1	F 00Y 145 781	65	1	F 00Y 145 845	66	10
F 00Y 145 097	58	1	F 00Y 145 165	61	1	F 00Y 145 782	65	1	F 00Y 145 846	66	10
F 00Y 145 098	58	1	F 00Y 145 167	61	1	F 00Y 145 784	65	1	F 00Y 145 847	66	10
F 00Y 145 099	59	1	F 00Y 145 168	62	1	F 00Y 145 785	65	1	F 00Y 145 848	66	10
F 00Y 145 100	59	1	F 00Y 145 169	61	1	F 00Y 145 786	65	1	F 00Y 145 849	66	10
F 00Y 145 101	59	1	F 00Y 145 170	61	1	F 00Y 145 787	65	1	F 00Y 145 850	66	10
F 00Y 145 102	59	1	F 00Y 145 171	61	1	F 00Y 145 788	65	1	F 00Y 145 851	66	10
F 00Y 145 103	59	1	F 00Y 145 172	61	1	F 00Y 145 789	65	1	F 00Y 145 852	66	10
F 00Y 145 104	59	1	F 00Y 145 173	61	1	F 00Y 145 790	65	1	F 00Y 145 853	66	10
F 00Y 145 105	59	1	F 00Y 145 174	61	1	F 00Y 145 791	65	1	F 00Y 145 854	66	10
F 00Y 145 106	59	1	F 00Y 145 175	61	1	F 00Y 145 792	65	1	F 00Y 145 855	66	10
F 00Y 145 107	59	1	F 00Y 145 176	61	1	F 00Y 145 793	65	1	F 00Y 145 856	66	10
F 00Y 145 108	59	1	F 00Y 145 177	61	1	F 00Y 145 794	65	1	F 00Y 145 857	66	10
F 00Y 145 109	59	1	F 00Y 145 178	61	1	F 00Y 145 795	65	1	F 00Y 145 858	66	10
F 00Y 145 110	59	1	F 00Y 145 179	62	1	F 00Y 145 796	65	1	F 00Y 145 859	66	10
F 00Y 145 111	59	1	F 00Y 145 180	61	1	F 00Y 145 797	65	1	F 00Y 145 860	66	10
F 00Y 145 112	59	1	F 00Y 145 181	61	1	F 00Y 145 798	65	1	F 00Y 145 861	66	10
F 00Y 145 114	59	1	F 00Y 145 182	61	1	F 00Y 145 799	65	1	F 00Y 145 862	66	10
F 00Y 145 116	59	1	F 00Y 145 183	61	1	F 00Y 145 800	65	1	F 00Y 145 863	66	10
F 00Y 145 118	59	1	F 00Y 145 184	61	1	F 00Y 145 801	65	1	F 00Y 145 864	66	10
F 00Y 145 127	79	10	F 00Y 145 185	61	1	F 00Y 145 802	65	1	F 00Y 145 865	66	10
F 00Y 145 128	79	10	F 00Y 145 186	61	1	F 00Y 145 803	65	1	F 00Y 145 866	66	10

*Pack quantity

Part number index

Part number	Page	VPI*	Part number	Page	VPI*	Part number	Page	VPI*	Part number	Page	VPI*
F 00Y 145 867	66	10	F 00Y 201 985	22	1	F 00Y 202 061	27	1	F 00Y 205 379	185	1
F 00Y 145 868	66	10	F 00Y 201 986	22	1	F 00Y 202 062	27	1	F 00Y 205 380	185	1
F 00Y 145 869	66	10	F 00Y 201 988	22	1	F 00Y 202 063	28	1	F 00Y 205 384	185	1
F 00Y 145 870	66	10	F 00Y 201 990	22	1	F 00Y 202 064	28	1	F 00Y 205 386	185	1
F 00Y 145 871	66	10	F 00Y 201 991	22	1	F 00Y 202 065	28	1	F 00Y 205 387	185	1
F 00Y 145 872	66	10	F 00Y 201 993	22	1	F 00Y 202 066	28	1	F 00Y 205 390	185	1
F 00Y 145 873	66	10	F 00Y 201 994	22	1	F 00Y 202 067	28	1	F 00Y 205 391	185	1
F 00Y 145 874	66	10	F 00Y 201 995	22	1	F 00Y 202 068	28	1	F 00Y 205 392	185	1
F 00Y 145 875	66	10	F 00Y 201 996	22	1	F 00Y 202 069	28	1	F 00Y 205 393	185	1
F 00Y 145 876	66	10	F 00Y 201 997	23	1	F 00Y 202 070	28	1	F 00Y 205 394	185	1
F 00Y 145 877	66	10	F 00Y 201 998	23	1	F 00Y 202 071	28	1	F 00Y 205 395	185	1
F 00Y 145 878	66	10	F 00Y 201 999	23	1	F 00Y 202 083	20	1	F 00Y 205 396	185	1
F 00Y 145 879	66	5	F 00Y 202 000	23	1	F 00Y 202 101	21	1	F 00Y 205 398	186	1
F 00Y 145 880	66	5	F 00Y 202 001	23	1	F 00Y 202 107	21	1	F 00Y 205 399	186	1
F 00Y 145 881	66	5	F 00Y 202 002	23	1	F 00Y 202 115	27	1	F 00Y 205 400	186	1
F 00Y 145 882	66	5	F 00Y 202 003	23	1	F 00Y 202 116	27	1	F 00Y 205 401	186	1
F 00Y 145 883	66	5	F 00Y 202 004	23	1	F 00Y 202 117	28	1	F 00Y 205 402	186	1
F 00Y 145 884	67	5	F 00Y 202 005	23	1	F 00Y 202 294	92	1	F 00Y 205 403	186	1
F 00Y 145 885	67	5	F 00Y 202 006	23	1	F 00Y 202 295	92	1	F 00Y 205 404	186	1
F 00Y 145 886	67	5	F 00Y 202 007	23	1	F 00Y 202 296	92	1	F 00Y 205 405	186	1
F 00Y 145 887	67	5	F 00Y 202 008	23	1	F 00Y 202 297	92	1	F 00Y 205 406	186	1
F 00Y 145 888	67	5	F 00Y 202 009	23	1	F 00Y 202 315	121	1	F 00Y 205 407	186	1
F 00Y 145 889	67	5	F 00Y 202 010	23	1	F 00Y 202 349	24	5	F 00Y 205 408	186	1
F 00Y 145 890	67	5	F 00Y 202 011	23	1	F 00Y 202 349	233	5	F 00Y 205 409	186	1
F 00Y 145 891	67	5	F 00Y 202 012	23	1	F 00Y 202 351	24	7	F 00Y 205 410	186	1
F 00Y 145 892	67	5	F 00Y 202 013	23	1	F 00Y 202 351	233	7	F 00Y 205 411	186	1
F 00Y 145 893	67	5	F 00Y 202 014	23	1	F 00Y 202 366	29	4	F 00Y 205 412	186	1
F 00Y 145 894	67	5	F 00Y 202 015	23	1	F 00Y 202 366	234	4	F 00Y 205 413	186	1
F 00Y 145 895	67	5	F 00Y 202 016	23	1	F 00Y 202 367	29	7	F 00Y 205 415	186	1
F 00Y 145 896	67	5	F 00Y 202 017	23	1	F 00Y 202 367	234	7	F 00Y 205 416	186	1
F 00Y 145 897	67	5	F 00Y 202 018	23	1	F 00Y 202 436	207	5	F 00Y 205 417	186	1
F 00Y 145 898	67	5	F 00Y 202 019	23	1	F 00Y 202 437	204	25	F 00Y 205 418	186	1
F 00Y 145 899	67	5	F 00Y 202 020	23	1	F 00Y 202 439	212	25	F 00Y 205 419	186	1
F 00Y 145 900	67	5	F 00Y 202 021	23	1	F 00Y 202 440	207	25	F 00Y 205 420	186	1
F 00Y 145 901	67	5	F 00Y 202 022	23	1	F 00Y 202 443	216	5	F 00Y 205 421	186	1
F 00Y 145 902	67	5	F 00Y 202 023	23	1	F 00Y 202 444	218	5	F 00Y 205 423	186	1
F 00Y 145 903	67	5	F 00Y 202 024	23	1	F 00Y 202 445	215	5	F 00Y 205 425	186	1
F 00Y 145 904	67	5	F 00Y 202 025	23	1	F 00Y 202 462	223	5	F 00Y 205 426	186	1
F 00Y 145 907	67	5	F 00Y 202 026	23	1	F 00Y 202 463	222	5	F 00Y 205 427	186	1
F 00Y 145 909	64	1	F 00Y 202 027	23	1	F 00Y 202 464	227	5	F 00Y 205 436	37	1
F 00Y 145 911	64	1	F 00Y 202 028	23	1	F 00Y 202 825	225	25	F 00Y 205 437	35	1
F 00Y 145 935	62	10	F 00Y 202 029	23	1	F 00Y 202 826	225	25	F 00Y 205 493	189	1
F 00Y 146 028	67	19	F 00Y 202 030	23	1	F 00Y 202 828	219	25	F 00Y 205 496	189	1
F 00Y 146 028	238	19	F 00Y 202 031	23	1	F 00Y 202 829	219	25	F 00Y 205 497	189	1
F 00Y 146 029	67	25	F 00Y 202 032	23	1	F 00Y 202 830	219	25	F 00Y 205 499	189	1
F 00Y 146 029	238	25	F 00Y 202 033	22	1	F 00Y 202 831	220	25	F 00Y 205 500	189	1
F 00Y 146 030	59	19	F 00Y 202 053	27	1	F 00Y 202 833	225	25	F 00Y 205 501	189	1
F 00Y 146 030	236	19	F 00Y 202 054	27	1	F 00Y 202 868	36	1	F 00Y 205 502	189	1
F 00Y 160 730	187	1	F 00Y 202 055	27	1	F 00Y 202 869	186	1	F 00Y 205 503	189	1
F 00Y 160 905	184	1	F 00Y 202 056	27	1	F 00Y 203 262	36	1	F 00Y 205 504	189	1
F 00Y 160 909	184	1	F 00Y 202 057	27	1	F 00Y 203 263	36	1	F 00Y 205 506	189	1
F 00Y 201 979	22	1	F 00Y 202 058	27	1	F 00Y 203 438	23	1	F 00Y 205 507	189	1
F 00Y 201 981	22	1	F 00Y 202 059	27	1	F 00Y 203 439	23	1	F 00Y 205 508	189	1
F 00Y 201 983	22	1	F 00Y 202 060	27	1	F 00Y 205 378	185	1	F 00Y 207 717	92	1

*Pack quantity

Part number index

Part number	Page	VPI*	Part number	Page	VPI*	Part number	Page	VPI*	Part number	Page	VPI*
F 00Y 207 718	92	1	F 00Y 220 111	138	1	F 00Y 227 647	109	1	F 00Y 227 803	112	1
F 00Y 210 133	36	1	F 00Y 220 112	138	1	F 00Y 227 648	109	1	F 00Y 227 804	112	1
F 00Y 210 134	36	1	F 00Y 220 122	141	1	F 00Y 227 649	109	1	F 00Y 227 805	112	1
F 00Y 211 450	192	1	F 00Y 220 123	141	1	F 00Y 227 650	109	1	F 00Y 227 806	112	1
F 00Y 211 451	192	1	F 00Y 220 125	141	1	F 00Y 227 651	109	1	F 00Y 227 807	112	1
F 00Y 211 452	192	1	F 00Y 222 485	37	1	F 00Y 227 652	109	1	F 00Y 227 808	112	1
F 00Y 211 453	192	1	F 00Y 222 530	134	20	F 00Y 227 653	109	1	F 00Y 227 809	112	1
F 00Y 211 454	192	1	F 00Y 222 531	134	20	F 00Y 227 654	109	1	F 00Y 227 810	112	1
F 00Y 211 455	192	1	F 00Y 224 407	41	1	F 00Y 227 655	109	1	F 00Y 227 811	112	1
F 00Y 211 456	192	1	F 00Y 224 408	41	1	F 00Y 227 656	109	1	F 00Y 227 812	113	1
F 00Y 211 457	192	1	F 00Y 224 409	41	1	F 00Y 227 657	109	1	F 00Y 227 813	113	1
F 00Y 211 458	191	1	F 00Y 224 716	185	1	F 00Y 227 658	109	1	F 00Y 227 814	113	1
F 00Y 211 459	191	1	F 00Y 224 771	28	1	F 00Y 227 659	109	1	F 00Y 227 815	113	1
F 00Y 211 460	191	1	F 00Y 224 772	29	4	F 00Y 227 660	109	1	F 00Y 227 816	113	1
F 00Y 211 461	191	1	F 00Y 224 772	234	4	F 00Y 227 661	109	1	F 00Y 227 817	113	1
F 00Y 211 462	191	1	F 00Y 224 791	28	10	F 00Y 227 662	109	1	F 00Y 227 818	113	1
F 00Y 211 463	191	1	F 00Y 224 792	28	10	F 00Y 227 663	109	1	F 00Y 227 819	113	1
F 00Y 211 465	191	1	F 00Y 224 793	28	10	F 00Y 227 664	109	1	F 00Y 227 977	134	4
F 00Y 211 466	191	1	F 00Y 224 794	28	10	F 00Y 227 665	109	1	F 00Y 227 977	246	4
F 00Y 211 467	191	1	F 00Y 224 795	28	10	F 00Y 227 666	109	1	F 00Y 228 054	136	1
F 00Y 211 585	220	5	F 00Y 224 796	28	10	F 00Y 227 667	109	1	F 00Y 228 054	246	4
F 00Y 211 587	220	5	F 00Y 224 797	28	10	F 00Y 227 668	109	1	F 00Y 228 058	93	1
F 00Y 211 589	221	5	F 00Y 224 798	28	10	F 00Y 227 669	109	1	F 00Y 228 059	93	1
F 00Y 211 590	226	5	F 00Y 225 094	133	1	F 00Y 227 670	109	1	F 00Y 228 060	93	1
F 00Y 211 591	226	5	F 00Y 226 203	38	5	F 00Y 227 671	109	1	F 00Y 228 061	93	1
F 00Y 211 592	227	3	F 00Y 226 203	235	5	F 00Y 227 672	109	1	F 00Y 228 062	93	1
F 00Y 211 870	37	10	F 00Y 226 204	38	5	F 00Y 227 673	109	1	F 00Y 228 063	93	1
F 00Y 211 871	37	10	F 00Y 226 204	235	5	F 00Y 227 674	109	1	F 00Y 228 064	93	1
F 00Y 211 873	38	10	F 00Y 226 205	38	5	F 00Y 227 675	109	1	F 00Y 228 065	93	1
F 00Y 211 874	38	10	F 00Y 226 205	235	5	F 00Y 227 676	109	1	F 00Y 228 066	93	1
F 00Y 211 875	35	1	F 00Y 227 239	136	10	F 00Y 227 677	109	1	F 00Y 228 067	93	1
F 00Y 212 046	91	1	F 00Y 227 240	136	10	F 00Y 227 678	109	1	F 00Y 228 068	93	1
F 00Y 212 047	91	1	F 00Y 227 241	136	5	F 00Y 227 679	109	1	F 00Y 228 069	93	1
F 00Y 212 049	91	1	F 00Y 227 242	134	10	F 00Y 227 680	109	1	F 00Y 228 070	94	1
F 00Y 212 050	91	1	F 00Y 227 535	133	1	F 00Y 227 681	109	1	F 00Y 228 071	94	1
F 00Y 212 051	92	1	F 00Y 227 536	133	1	F 00Y 227 682	110	8	F 00Y 228 072	94	1
F 00Y 212 052	92	1	F 00Y 227 629	108	1	F 00Y 227 682	244	8	F 00Y 228 073	94	1
F 00Y 212 053	92	1	F 00Y 227 630	108	1	F 00Y 227 683	110	13	F 00Y 228 074	94	1
F 00Y 212 054	91	1	F 00Y 227 631	108	1	F 00Y 227 683	244	13	F 00Y 228 075	94	1
F 00Y 212 055	91	1	F 00Y 227 632	108	1	F 00Y 227 684	111	1	F 00Y 228 076	94	1
F 00Y 212 237	35	1	F 00Y 227 633	108	1	F 00Y 227 685	111	1	F 00Y 228 077	94	1
F 00Y 212 239	37	10	F 00Y 227 634	108	1	F 00Y 227 686	111	1	F 00Y 228 078	94	1
F 00Y 212 253	119	1	F 00Y 227 635	108	1	F 00Y 227 688	110	6	F 00Y 228 079	94	1
F 00Y 212 256	119	1	F 00Y 227 636	108	1	F 00Y 227 688	122	6	F 00Y 228 080	94	1
F 00Y 219 374	135	20	F 00Y 227 637	108	1	F 00Y 227 744	113	1	F 00Y 228 081	94	1
F 00Y 219 375	135	20	F 00Y 227 638	108	1	F 00Y 227 745	113	1	F 00Y 228 082	94	1
F 00Y 220 102	140	1	F 00Y 227 639	108	1	F 00Y 227 746	111	1	F 00Y 228 083	94	1
F 00Y 220 103	140	1	F 00Y 227 640	108	1	F 00Y 227 746	114	1	F 00Y 228 084	94	1
F 00Y 220 104	140	1	F 00Y 227 641	108	1	F 00Y 227 747	113	4	F 00Y 228 085	94	1
F 00Y 220 105	140	1	F 00Y 227 642	108	1	F 00Y 227 747	125	4	F 00Y 228 086	94	1
F 00Y 220 107	140	1	F 00Y 227 643	109	1	F 00Y 227 799	112	1	F 00Y 228 087	94	1
F 00Y 220 108	138	1	F 00Y 227 644	109	1	F 00Y 227 800	112	1	F 00Y 228 088	94	1
F 00Y 220 109	138	1	F 00Y 227 645	109	1	F 00Y 227 801	112	1	F 00Y 228 089	94	1
F 00Y 220 110	138	1	F 00Y 227 646	109	1	F 00Y 227 802	112	1	F 00Y 228 090	94	1

*Pack quantity

Part number index

Part number	Page	VPI*	Part number	Page	VPI*	Part number	Page	VPI*	Part number	Page	VPI*
F 00Y 228 091	94	1	F 00Y 240 520	207	5	F 00Y 241 073	73	10	F 00Y 241 184	73	1
F 00Y 228 092	94	1	F 00Y 240 521	207	5	F 00Y 241 074	73	10	F 00Y 241 185	73	1
F 00Y 228 093	94	1	F 00Y 240 523	202	5	F 00Y 241 075	74	10	F 00Y 241 186	73	1
F 00Y 228 094	94	1	F 00Y 240 525	202	5	F 00Y 241 076	74	10	F 00Y 241 187	73	1
F 00Y 228 095	94	1	F 00Y 240 526	202	5	F 00Y 241 077	74	10	F 00Y 241 188	73	1
F 00Y 228 096	94	1	F 00Y 240 527	202	5	F 00Y 241 078	74	10	F 00Y 241 189	73	1
F 00Y 228 097	94	1	F 00Y 240 528	205	5	F 00Y 241 079	74	10	F 00Y 241 190	73	1
F 00Y 228 098	94	1	F 00Y 240 531	206	5	F 00Y 241 080	74	10	F 00Y 241 191	73	1
F 00Y 228 099	94	1	F 00Y 240 532	213	1	F 00Y 241 081	74	10	F 00Y 241 192	73	1
F 00Y 228 100	94	1	F 00Y 240 534	203	5	F 00Y 241 082	74	10	F 00Y 241 193	73	1
F 00Y 228 101	94	1	F 00Y 240 540	216	5	F 00Y 241 083	74	10	F 00Y 241 247	73	10
F 00Y 228 102	95	1	F 00Y 240 541	205	1	F 00Y 241 084	74	10	F 00Y 241 248	73	10
F 00Y 228 127	95	1	F 00Y 240 544	212	5	F 00Y 241 085	74	10	F 00Y 241 249	73	10
F 00Y 228 248	114	1	F 00Y 240 545	208	5	F 00Y 241 086	74	10	F 00Y 241 250	73	10
F 00Y 229 084	135	1	F 00Y 240 546	212	3	F 00Y 241 087	74	5	F 00Y 241 251	74	10
F 00Y 229 085	136	1	F 00Y 240 552	217	5	F 00Y 241 088	75	5	F 00Y 241 252	74	10
F 00Y 231 786	114	1	F 00Y 240 553	217	5	F 00Y 241 089	75	5	F 00Y 241 253	74	10
F 00Y 240 145	69	10	F 00Y 240 882	77	1	F 00Y 241 090	75	5	F 00Y 241 254	74	10
F 00Y 240 150	69	10	F 00Y 240 883	77	1	F 00Y 241 091	75	5	F 00Y 241 255	74	10
F 00Y 240 155	69	10	F 00Y 240 884	77	1	F 00Y 241 092	75	5	F 00Y 241 256	74	10
F 00Y 240 160	69	10	F 00Y 240 885	77	1	F 00Y 241 093	75	5	F 00Y 241 257	74	5
F 00Y 240 162	69	10	F 00Y 240 886	77	1	F 00Y 241 094	75	5	F 00Y 241 258	74	5
F 00Y 240 165	69	10	F 00Y 240 887	77	1	F 00Y 241 095	75	5	F 00Y 241 261	73	10
F 00Y 240 168	69	10	F 00Y 240 888	77	1	F 00Y 241 096	75	5	F 00Y 241 262	73	10
F 00Y 240 170	69	10	F 00Y 240 889	77	1	F 00Y 241 097	75	5	F 00Y 241 263	73	10
F 00Y 240 171	69	10	F 00Y 240 890	77	1	F 00Y 241 100	73	10	F 00Y 241 264	73	10
F 00Y 240 172	69	10	F 00Y 240 891	77	1	F 00Y 241 101	73	10	F 00Y 241 265	73	10
F 00Y 240 175	69	10	F 00Y 240 892	77	1	F 00Y 241 102	74	10	F 00Y 241 266	73	10
F 00Y 240 180	69	10	F 00Y 240 894	77	1	F 00Y 241 103	75	10	F 00Y 241 267	73	10
F 00Y 240 181	70	10	F 00Y 240 896	77	1	F 00Y 241 104	75	10	F 00Y 241 268	73	10
F 00Y 240 182	70	10	F 00Y 240 898	77	1	F 00Y 241 105	75	10	F 00Y 241 269	73	10
F 00Y 240 183	70	10	F 00Y 241 014	71	1	F 00Y 241 106	75	5	F 00Y 241 270	73	10
F 00Y 240 185	70	10	F 00Y 241 016	71	1	F 00Y 241 155	72	2	F 00Y 241 271	73	10
F 00Y 240 187	70	10	F 00Y 241 017	71	1	F 00Y 241 156	72	2	F 00Y 241 272	73	10
F 00Y 240 188	70	10	F 00Y 241 018	71	1	F 00Y 241 157	72	1	F 00Y 241 274	74	10
F 00Y 240 190	70	10	F 00Y 241 019	71	1	F 00Y 241 158	72	1	F 00Y 241 275	74	10
F 00Y 240 195	70	10	F 00Y 241 020	71	1	F 00Y 241 159	72	1	F 00Y 241 276	74	10
F 00Y 240 198	70	5	F 00Y 241 021	71	1	F 00Y 241 161	72	1	F 00Y 241 277	74	10
F 00Y 240 200	70	5	F 00Y 241 023	71	1	F 00Y 241 162	72	1	F 00Y 241 278	74	10
F 00Y 240 205	70	5	F 00Y 241 024	71	1	F 00Y 241 163	72	1	F 00Y 241 279	74	10
F 00Y 240 210	70	5	F 00Y 241 025	71	1	F 00Y 241 164	72	1	F 00Y 241 280	74	10
F 00Y 240 215	70	5	F 00Y 241 027	71	1	F 00Y 241 166	72	1	F 00Y 241 281	74	10
F 00Y 240 220	70	5	F 00Y 241 063	76	25	F 00Y 241 167	72	1	F 00Y 241 282	74	10
F 00Y 240 225	70	5	F 00Y 241 063	239	25	F 00Y 241 168	72	1	F 00Y 241 283	74	10
F 00Y 240 230	70	5	F 00Y 241 064	76	19	F 00Y 241 169	73	1	F 00Y 241 284	74	10
F 00Y 240 235	70	5	F 00Y 241 064	239	19	F 00Y 241 172	73	1	F 00Y 241 285	74	10
F 00Y 240 502	208	5	F 00Y 241 066	76	13	F 00Y 241 175	73	1	F 00Y 241 286	74	10
F 00Y 240 503	203	5	F 00Y 241 066	239	13	F 00Y 241 176	73	1	F 00Y 241 287	74	10
F 00Y 240 512	210	5	F 00Y 241 067	73	10	F 00Y 241 177	73	1	F 00Y 241 288	74	10
F 00Y 240 513	214	1	F 00Y 241 068	73	10	F 00Y 241 178	73	1	F 00Y 241 289	74	10
F 00Y 240 514	208	5	F 00Y 241 069	73	10	F 00Y 241 179	73	1	F 00Y 241 290	74	10
F 00Y 240 515	208	5	F 00Y 241 070	73	10	F 00Y 241 180	73	1	F 00Y 241 291	74	10
F 00Y 240 516	208	5	F 00Y 241 071	73	10	F 00Y 241 182	73	1	F 00Y 241 292	74	5
F 00Y 240 517	206	5	F 00Y 241 072	73	10	F 00Y 241 183	73	1	F 00Y 241 293	74	5

*Pack quantity

Part number index

Part number	Page	VPI*	Part number	Page	VPI*	Part number	Page	VPI*	Part number	Page	VPI*
F 00Y 241 294	74	5	F 00Y 265 086	33	10	F 00Y 265 159	68	18	F 00Y 265 200	249	9
F 00Y 241 295	74	5	F 00Y 265 087	33	10	F 00Y 265 159	238	18	F 00Y 265 201	249	9
F 00Y 241 296	74	5	F 00Y 265 088	33	10	F 00Y 265 161	35	1	F 00Y 265 221	115	1
F 00Y 241 297	74	5	F 00Y 265 089	33	10	F 00Y 265 162	35	1	F 00Y 265 221	167	1
F 00Y 241 298	75	5	F 00Y 265 090	33	10	F 00Y 265 163	36	1	F 00Y 265 222	115	1
F 00Y 241 299	75	5	F 00Y 265 091	33	10	F 00Y 265 164	36	1	F 00Y 265 222	167	1
F 00Y 241 300	75	5	F 00Y 265 092	33	10	F 00Y 265 165	36	1	F 00Y 265 223	115	1
F 00Y 241 301	75	5	F 00Y 265 093	33	10	F 00Y 265 167	38	10	F 00Y 265 223	167	1
F 00Y 241 302	75	5	F 00Y 265 094	33	10	F 00Y 265 168	38	10	F 00Y 265 224	115	1
F 00Y 241 303	75	5	F 00Y 265 095	33	10	F 00Y 265 171	22	1	F 00Y 265 224	167	1
F 00Y 241 304	75	5	F 00Y 265 096	33	10	F 00Y 265 172	115	1	F 00Y 265 225	115	1
F 00Y 241 305	75	5	F 00Y 265 097	33	10	F 00Y 265 172	167	1	F 00Y 265 225	167	1
F 00Y 241 306	75	5	F 00Y 265 098	32	5	F 00Y 265 173	115	1	F 00Y 265 226	115	1
F 00Y 241 307	75	5	F 00Y 265 098	235	5	F 00Y 265 173	167	1	F 00Y 265 226	167	1
F 00Y 241 308	75	5	F 00Y 265 099	32	5	F 00Y 265 174	115	1	F 00Y 265 227	115	1
F 00Y 241 309	75	5	F 00Y 265 099	235	5	F 00Y 265 174	167	1	F 00Y 265 227	167	1
F 00Y 265 026	133	1	F 00Y 265 100	32	5	F 00Y 265 175	115	1	F 00Y 265 228	169	4
F 00Y 265 027	133	1	F 00Y 265 100	235	5	F 00Y 265 175	167	1	F 00Y 265 228	247	4
F 00Y 265 030	140	1	F 00Y 265 101	34	5	F 00Y 265 176	115	1	F 00Y 265 229	169	4
F 00Y 265 032	141	1	F 00Y 265 101	235	5	F 00Y 265 176	167	1	F 00Y 265 229	247	4
F 00Y 265 051	31	1	F 00Y 265 102	94	6	F 00Y 265 177	115	1	F 00Y 265 230	117	1
F 00Y 265 052	31	1	F 00Y 265 102	242	6	F 00Y 265 177	167	1	F 00Y 265 230	169	1
F 00Y 265 053	31	1	F 00Y 265 108	228	1	F 00Y 265 178	115	1	F 00Y 265 231	117	1
F 00Y 265 054	31	1	F 00Y 265 109	228	1	F 00Y 265 178	167	1	F 00Y 265 231	169	1
F 00Y 265 055	31	1	F 00Y 265 110	228	1	F 00Y 265 179	115	1	F 00Y 265 244	115	1
F 00Y 265 056	31	1	F 00Y 265 117	187	1	F 00Y 265 179	167	1	F 00Y 265 244	166	1
F 00Y 265 057	31	1	F 00Y 265 118	187	1	F 00Y 265 180	115	1	F 00Y 265 246	111	1
F 00Y 265 058	31	1	F 00Y 265 119	187	1	F 00Y 265 180	167	1	F 00Y 265 246	113	1
F 00Y 265 059	31	1	F 00Y 265 120	183	1	F 00Y 265 181	115	1	F 00Y 265 246	116	1
F 00Y 265 060	31	1	F 00Y 265 121	183	1	F 00Y 265 181	167	1	F 00Y 265 246	168	1
F 00Y 265 061	31	1	F 00Y 265 122	187	1	F 00Y 265 182	115	1	F 00Y 265 247	111	1
F 00Y 265 063	31	1	F 00Y 265 123	187	1	F 00Y 265 182	167	1	F 00Y 265 247	114	1
F 00Y 265 064	32	1	F 00Y 265 124	187	1	F 00Y 265 183	115	1	F 00Y 265 247	116	1
F 00Y 265 065	32	1	F 00Y 265 125	187	1	F 00Y 265 183	167	1	F 00Y 265 247	168	1
F 00Y 265 066	32	1	F 00Y 265 126	192	1	F 00Y 265 184	115	1	F 00Y 265 248	111	1
F 00Y 265 067	32	1	F 00Y 265 129	203	5	F 00Y 265 184	167	1	F 00Y 265 248	114	1
F 00Y 265 068	32	1	F 00Y 265 130	203	5	F 00Y 265 185	115	1	F 00Y 265 248	116	1
F 00Y 265 069	32	1	F 00Y 265 131	204	5	F 00Y 265 185	167	1	F 00Y 265 248	168	1
F 00Y 265 070	32	1	F 00Y 265 132	205	3	F 00Y 265 186	115	1	F 00Y 265 252	253	75
F 00Y 265 071	32	1	F 00Y 265 133	209	5	F 00Y 265 186	167	1	F 00Y 265 255	31	1
F 00Y 265 072	32	1	F 00Y 265 134	211	5	F 00Y 265 187	115	1	F 00Y 265 256	33	10
F 00Y 265 073	32	1	F 00Y 265 135	220	5	F 00Y 265 187	167	1	F 00Y 265 257	33	10
F 00Y 265 074	32	1	F 00Y 265 136	221	5	F 00Y 265 188	116	1	F 00Y 265 258	33	10
F 00Y 265 075	32	1	F 00Y 265 137	221	5	F 00Y 265 188	168	1	F 00Y 265 275	25	1
F 00Y 265 076	32	1	F 00Y 265 138	221	5	F 00Y 265 189	116	1	F 00Y 265 276	135	20
F 00Y 265 077	32	1	F 00Y 265 139	222	2	F 00Y 265 189	168	1	F 00Y 265 311	135	1
F 00Y 265 078	32	1	F 00Y 265 140	135	1	F 00Y 265 190	116	1	F 00Y 265 312	135	20
F 00Y 265 079	32	1	F 00Y 265 141	216	5	F 00Y 265 190	168	1	F 00Y 265 343	32	1
F 00Y 265 080	32	1	F 00Y 265 144	28	1	F 00Y 265 191	116	1	F 00Y 265 344	32	1
F 00Y 265 081	32	1	F 00Y 265 145	28	1	F 00Y 265 191	168	1	F 00Y 265 345	32	1
F 00Y 265 082	32	1	F 00Y 265 152	209	5	F 00Y 265 192	116	1	F 00Y 265 346	32	1
F 00Y 265 083	33	10	F 00Y 265 154	211	5	F 00Y 265 192	168	1	F 00Y 265 347	32	1
F 00Y 265 084	33	10	F 00Y 265 155	111	1	F 00Y 265 198	117	1	F 00Y 265 348	110	11
F 00Y 265 085	33	10	F 00Y 265 156	113	1	F 00Y 265 198	169	1	F 00Y 265 348	244	11

*Pack quantity

Part number index

Part number	Page	VPI*	Part number	Page	VPI*	Part number	Page	VPI*	Part number	Page	VPI*
F 00Y 265 351	33	30	F 00Y 265 440	43	1	F 00Y 265 595	47	1	F 00Y 265 683	48	1
F 00Y 265 352	33	30	F 00Y 265 441	43	1	F 00Y 265 617	116	1	F 00Y 265 683	170	1
F 00Y 265 353	33	30	F 00Y 265 442	43	1	F 00Y 265 617	168	1	F 00Y 265 684	48	1
F 00Y 265 354	33	30	F 00Y 265 443	43	1	F 00Y 265 618	39	1	F 00Y 265 684	170	1
F 00Y 265 355	33	30	F 00Y 265 444	43	1	F 00Y 265 619	39	1	F 00Y 265 685	48	1
F 00Y 265 356	33	30	F 00Y 265 445	43	1	F 00Y 265 620	39	1	F 00Y 265 685	170	1
F 00Y 265 357	33	30	F 00Y 265 446	43	1	F 00Y 265 621	39	1	F 00Y 265 686	48	1
F 00Y 265 358	33	30	F 00Y 265 447	43	1	F 00Y 265 622	39	1	F 00Y 265 686	170	1
F 00Y 265 359	33	30	F 00Y 265 448	43	1	F 00Y 265 623	39	1	F 00Y 265 687	48	1
F 00Y 265 360	33	25	F 00Y 265 449	43	1	F 00Y 265 624	39	1	F 00Y 265 687	170	1
F 00Y 265 361	33	25	F 00Y 265 450	43	1	F 00Y 265 636	273	120	F 00Y 265 688	48	1
F 00Y 265 382	122	-	F 00Y 265 451	43	1	F 00Y 265 643	254	24	F 00Y 265 688	170	1
F 00Y 265 383	46	1	F 00Y 265 452	43	1	F 00Y 265 644	164	1	F 00Y 265 689	48	1
F 00Y 265 384	46	1	F 00Y 265 453	43	1	F 00Y 265 645	164	1	F 00Y 265 689	170	1
F 00Y 265 385	46	1	F 00Y 265 454	43	1	F 00Y 265 646	164	1	F 00Y 265 690	48	1
F 00Y 265 386	46	1	F 00Y 265 455	43	1	F 00Y 265 647	164	1	F 00Y 265 690	170	1
F 00Y 265 387	46	1	F 00Y 265 456	43	1	F 00Y 265 648	164	1	F 00Y 265 691	48	1
F 00Y 265 388	46	1	F 00Y 265 457	43	1	F 00Y 265 649	164	1	F 00Y 265 691	170	1
F 00Y 265 389	46	1	F 00Y 265 458	43	1	F 00Y 265 650	164	1	F 00Y 265 692	48	1
F 00Y 265 390	46	1	F 00Y 265 459	43	1	F 00Y 265 651	164	1	F 00Y 265 692	170	1
F 00Y 265 391	46	1	F 00Y 265 460	43	1	F 00Y 265 652	164	1	F 00Y 265 693	48	1
F 00Y 265 392	46	1	F 00Y 265 461	43	1	F 00Y 265 653	164	1	F 00Y 265 693	170	1
F 00Y 265 393	46	1	F 00Y 265 462	43	1	F 00Y 265 654	164	1	F 00Y 265 694	48	1
F 00Y 265 394	46	1	F 00Y 265 463	43	1	F 00Y 265 655	164	1	F 00Y 265 694	170	1
F 00Y 265 395	46	1	F 00Y 265 464	43	1	F 00Y 265 656	164	1	F 00Y 265 695	48	1
F 00Y 265 396	46	1	F 00Y 265 465	43	1	F 00Y 265 657	164	1	F 00Y 265 695	170	1
F 00Y 265 397	46	1	F 00Y 265 466	43	1	F 00Y 265 658	164	1	F 00Y 265 696	49	1
F 00Y 265 398	46	1	F 00Y 265 467	43	1	F 00Y 265 659	164	1	F 00Y 265 696	171	1
F 00Y 265 399	267	31	F 00Y 265 468	43	1	F 00Y 265 660	164	1	F 00Y 265 697	49	1
F 00Y 265 403	32	1	F 00Y 265 469	43	1	F 00Y 265 661	164	1	F 00Y 265 697	171	1
F 00Y 265 404	32	1	F 00Y 265 470	43	1	F 00Y 265 662	164	1	F 00Y 265 698	49	1
F 00Y 265 405	32	1	F 00Y 265 471	43	1	F 00Y 265 663	164	1	F 00Y 265 698	171	1
F 00Y 265 406	32	1	F 00Y 265 472	43	1	F 00Y 265 664	164	1	F 00Y 265 699	49	1
F 00Y 265 407	32	1	F 00Y 265 473	43	1	F 00Y 265 665	164	1	F 00Y 265 699	171	1
F 00Y 265 408	32	1	F 00Y 265 474	43	1	F 00Y 265 666	164	1	F 00Y 265 700	49	1
F 00Y 265 409	32	1	F 00Y 265 475	43	1	F 00Y 265 667	165	3	F 00Y 265 700	171	1
F 00Y 265 410	32	1	F 00Y 265 476	43	1	F 00Y 265 667	248	3	F 00Y 265 701	49	1
F 00Y 265 411	32	1	F 00Y 265 477	43	1	F 00Y 265 668	165	1	F 00Y 265 701	171	1
F 00Y 265 412	32	1	F 00Y 265 478	43	1	F 00Y 265 668	248	1	F 00Y 265 702	49	1
F 00Y 265 422	42	1	F 00Y 265 479	43	1	F 00Y 265 670	163	1	F 00Y 265 702	171	1
F 00Y 265 423	42	1	F 00Y 265 480	43	1	F 00Y 265 671	163	1	F 00Y 265 703	49	1
F 00Y 265 424	42	1	F 00Y 265 481	43	1	F 00Y 265 672	163	1	F 00Y 265 703	171	1
F 00Y 265 425	42	1	F 00Y 265 482	43	1	F 00Y 265 673	163	1	F 00Y 265 704	49	1
F 00Y 265 428	42	1	F 00Y 265 483	43	1	F 00Y 265 674	163	1	F 00Y 265 704	171	1
F 00Y 265 429	42	1	F 00Y 265 484	43	1	F 00Y 265 675	163	1	F 00Y 265 705	49	1
F 00Y 265 430	42	1	F 00Y 265 485	43	1	F 00Y 265 676	163	3	F 00Y 265 705	171	1
F 00Y 265 431	42	1	F 00Y 265 486	43	1	F 00Y 265 676	247	3	F 00Y 265 706	49	1
F 00Y 265 433	42	1	F 00Y 265 487	43	1	F 00Y 265 677	256	100	F 00Y 265 706	171	1
F 00Y 265 434	42	1	F 00Y 265 488	43	1	F 00Y 265 680	48	1	F 00Y 265 707	49	1
F 00Y 265 435	43	1	F 00Y 265 489	43	1	F 00Y 265 680	170	1	F 00Y 265 707	171	1
F 00Y 265 436	43	1	F 00Y 265 490	43	1	F 00Y 265 681	48	1	F 00Y 265 708	49	1
F 00Y 265 437	43	1	F 00Y 265 491	43	1	F 00Y 265 681	170	1	F 00Y 265 708	171	1
F 00Y 265 438	43	1	F 00Y 265 578	209	5	F 00Y 265 682	48	1	F 00Y 265 709	49	1
F 00Y 265 439	43	1	F 00Y 265 579	211	5	F 00Y 265 682	170	1	F 00Y 265 709	171	1

*Pack quantity

Part number index

Part number	Page	VPI*	Part number	Page	VPI*	Part number	Page	VPI*	Part number	Page	VPI*
F 00Y 265 710	49	1	F 00Y 265 744	50	12	F 00Y 265 792	150	1	F 00Y 266 001	35	1
F 00Y 265 710	171	1	F 00Y 265 744	172	12	F 00Y 265 793	150	1	F 00Y 266 002	36	1
F 00Y 265 711	49	1	F 00Y 265 745	50	12	F 00Y 265 794	150	1	F 00Y 266 029	36	1
F 00Y 265 711	171	1	F 00Y 265 745	172	12	F 00Y 265 795	151	1	F 00Y 266 033	36	1
F 00Y 265 712	49	1	F 00Y 265 746	50	13	F 00Y 265 796	151	1	F 00Y 266 034	36	1
F 00Y 265 712	171	1	F 00Y 265 746	172	13	F 00Y 265 797	151	1	F 00Y 266 035	36	1
F 00Y 265 713	49	1	F 00Y 265 747	50	14	F 00Y 265 798	151	1	F 00Y 266 045	36	1
F 00Y 265 713	171	1	F 00Y 265 747	172	14	F 00Y 265 799	151	1	F 00Y 266 048	36	1
F 00Y 265 714	49	1	F 00Y 265 748	267	13	F 00Y 265 800	151	1	F 00Y 266 109	37	1
F 00Y 265 714	171	1	F 00Y 265 749	31	1	F 00Y 265 801	151	1	F 00Y 266 128	38	10
F 00Y 265 715	49	1	F 00Y 265 753	33	10	F 00Y 265 802	152	1	F 00Y 266 150	20	1
F 00Y 265 715	171	1	F 00Y 265 754	33	10	F 00Y 265 803	152	1	F 00Y 266 151	20	1
F 00Y 265 716	49	1	F 00Y 265 755	33	10	F 00Y 265 804	152	1	F 00Y 266 152	20	1
F 00Y 265 716	171	1	F 00Y 265 756	32	1	F 00Y 265 805	152	1	F 00Y 266 153	20	1
F 00Y 265 717	49	1	F 00Y 265 757	32	1	F 00Y 265 806	152	1	F 00Y 266 154	20	1
F 00Y 265 717	171	1	F 00Y 265 758	32	1	F 00Y 265 807	152	1	F 00Y 266 155	20	1
F 00Y 265 718	49	1	F 00Y 265 759	32	1	F 00Y 265 808	152	1	F 00Y 266 156	20	1
F 00Y 265 718	171	1	F 00Y 265 760	32	1	F 00Y 265 809	155	1	F 00Y 266 157	20	1
F 00Y 265 719	49	1	F 00Y 265 761	50	15	F 00Y 265 810	155	1	F 00Y 266 158	20	1
F 00Y 265 719	171	1	F 00Y 265 761	172	15	F 00Y 265 811	155	1	F 00Y 266 159	20	1
F 00Y 265 720	49	1	F 00Y 265 762	50	16	F 00Y 265 812	156	1	F 00Y 266 160	20	1
F 00Y 265 720	171	1	F 00Y 265 762	172	16	F 00Y 265 813	156	1	F 00Y 266 161	20	1
F 00Y 265 721	30	1	F 00Y 265 763	50	17	F 00Y 265 814	156	1	F 00Y 266 162	20	1
F 00Y 265 722	30	1	F 00Y 265 763	172	17	F 00Y 265 815	157	1	F 00Y 266 163	20	1
F 00Y 265 723	30	1	F 00Y 265 764	134	1	F 00Y 265 817	67	19	F 00Y 266 164	20	1
F 00Y 265 724	30	1	F 00Y 265 765	134	1	F 00Y 265 817	240	19	F 00Y 266 165	21	1
F 00Y 265 725	30	1	F 00Y 265 766	134	1	F 00Y 265 818	68	25	F 00Y 266 166	21	1
F 00Y 265 726	30	1	F 00Y 265 767	134	3	F 00Y 265 818	238	25	F 00Y 266 167	21	1
F 00Y 265 727	30	1	F 00Y 265 767	246	3	F 00Y 265 819	63	19	F 00Y 266 168	21	1
F 00Y 265 728	30	1	F 00Y 265 768	50	18	F 00Y 265 819	237	19	F 00Y 266 169	21	1
F 00Y 265 729	30	1	F 00Y 265 768	172	18	F 00Y 265 820	60	19	F 00Y 266 170	21	1
F 00Y 265 730	30	1	F 00Y 265 769	80	1	F 00Y 265 820	236	19	F 00Y 266 171	21	1
F 00Y 265 731	30	1	F 00Y 265 770	80	1	F 00Y 265 821	76	25	F 00Y 266 172	21	1
F 00Y 265 732	30	1	F 00Y 265 771	80	1	F 00Y 265 821	240	25	F 00Y 266 173	21	1
F 00Y 265 734	49	5	F 00Y 265 772	80	1	F 00Y 265 822	68	25	F 00Y 266 174	21	1
F 00Y 265 734	171	5	F 00Y 265 773	153	1	F 00Y 265 822	238	25	F 00Y 266 175	21	1
F 00Y 265 735	49	5	F 00Y 265 774	153	1	F 00Y 265 823	63	25	F 00Y 266 176	21	1
F 00Y 265 735	171	5	F 00Y 265 775	153	1	F 00Y 265 823	237	25	F 00Y 266 177	21	1
F 00Y 265 736	49	6	F 00Y 265 776	153	1	F 00Y 265 824	60	25	F 00Y 266 184	21	5
F 00Y 265 736	171	6	F 00Y 265 777	154	1	F 00Y 265 824	236	25	F 00Y 266 184	233	5
F 00Y 265 737	49	7	F 00Y 265 778	154	1	F 00Y 265 832	265	18	F 00Y 266 185	21	7
F 00Y 265 737	171	7	F 00Y 265 779	154	1	F 00Y 265 833	265	18	F 00Y 266 185	233	7
F 00Y 265 738	49	8	F 00Y 265 780	154	1	F 00Y 265 834	266	33	F 00Y 266 186	27	1
F 00Y 265 738	171	8	F 00Y 265 781	149	1	F 00Y 265 836	137	1	F 00Y 266 187	27	1
F 00Y 265 739	50	9	F 00Y 265 782	149	1	F 00Y 265 837	137	1	F 00Y 266 188	27	1
F 00Y 265 739	172	9	F 00Y 265 783	149	1	F 00Y 265 838	137	1	F 00Y 266 189	27	1
F 00Y 265 740	50	10	F 00Y 265 784	149	1	F 00Y 265 839	137	1	F 00Y 266 190	27	1
F 00Y 265 740	172	10	F 00Y 265 785	149	1	F 00Y 265 840	137	1	F 00Y 266 191	27	1
F 00Y 265 741	50	11	F 00Y 265 786	149	1	F 00Y 265 841	137	1	F 00Y 266 192	27	1
F 00Y 265 741	172	11	F 00Y 265 787	149	1	F 00Y 265 842	137	1	F 00Y 266 193	28	1
F 00Y 265 742	50	11	F 00Y 265 788	150	1	F 00Y 265 843	137	1	F 00Y 266 194	28	1
F 00Y 265 742	172	11	F 00Y 265 789	150	1	F 00Y 265 844	137	1	F 00Y 266 195	28	1
F 00Y 265 743	50	11	F 00Y 265 790	150	1	F 00Y 265 845	137	1	F 00Y 266 196	28	1
F 00Y 265 743	172	11	F 00Y 265 791	150	1	F 00Y 266 000	35	1	F 00Y 266 197	28	1

*Pack quantity

Part number index

Part number	Page	VPI*	Part number	Page	VPI*	Part number	Page	VPI*	Part number	Page	VPI*
F 00Y 266 198	28	1									
F 00Y 266 199	28	1									
F 00Y 266 200	28	1									
F 00Y 266 201	28	1									
F 00Y 266 202	28	1									
F 00Y 266 203	28	1									
F 00Y 266 204	28	1									
F 00Y 266 205	28	1									
F 00Y 424 509	187	1									





A large area of the page is filled with horizontal lines, providing space for writing notes.




A large area of the page is filled with horizontal lines, providing space for writing notes.



A1 Plastic hanger with Euro hole

A2 Plastic hanger with other type of suspension



B1 Tight Pack with Euro hole

B2 Tight pack with round hole



C Plastic bag with round hole



D Plastic tube with sticker and Euro hole

E Plastic tube with sticker and round hole



F Plastic tube with sticker without any type of suspension



G Folding blister with insert card and Euro hole



H Blistered with cardboard and Euro hole



I Printed cardboard packaging with Euro hole



K Wooden case

